

First Reading: December 16, 2025  
Second Reading: dispensed

**RESOLUTION NO. 2025 - 120**

**A RESOLUTION AMENDING 2025 APPROPRIATIONS  
AND DISPENSING WITH A SECOND READING**

**WHEREAS**, in order to amend appropriations for calendar year 2025; and

**WHEREAS**, the Board of Township Trustees desires to amend certain appropriations to various funds within the current appropriations of the Township; and

**WHEREAS**, the Board desires to amend 2025 appropriations at various times in calendar year 2025 to better oversee budget and spending adherence;

**NOW THEREFORE, BE IT RESOLVED**, by the Board of Township Trustees of Sycamore Township, State of Ohio:

**SECTION 1.** The appropriations in attachment A are hereby accepted and adopted by the Board as appropriations for calendar year 2025. The Fiscal Officer of the Township is hereby authorized and directed to adjust appropriations as set forth on attachment A.

**SECTION 2.** The Trustees of Sycamore Township upon at least a majority vote do hereby dispense with any requirement that this resolution be read on two separate days and hereby authorize the adoption of this resolution upon its first reading.


**SECTION 3.** That the Board finds and determines that all formal actions relative to the passage of this Resolution were taken in an open meeting of this Board, and that all deliberations of this Board and of its committees, if any, which resulted in formal action, were taken in meetings open to the public, in full compliance with applicable legal requirements, including Section 121.22 of the Ohio Revised Code.

**SECTION 4.** This resolution shall take effect on the earliest date allowed by law.


**VOTE RECORD:**

Mr. Kellums Aye Ms. Schwegmann Aye Mr. Weidman Aye

**PASSED** at a meeting of the Board of Township Trustees of Sycamore Township this 16<sup>th</sup> day of December, 2025.


  
\_\_\_\_\_  
Tracy Schwegmann, Chairman

  
\_\_\_\_\_  
Thomas J. Weidman, Vice Chairman

  
\_\_\_\_\_  
Tracy Kellums, Trustee

**AUTHENTICATION**

This is to certify that this resolution was duly passed and filed with the Township Fiscal Officer of Sycamore Township this 16<sup>th</sup> day of December, 2025.

  
\_\_\_\_\_  
Jonathan T. Deters, Fiscal Officer  
Sycamore Township, Ohio

**APPROVED AS TO FORM:**

  
\_\_\_\_\_  
Lawrence Barbieri, Law Director

EXHIBIT A

Sycamore Township  
 Calendar Year 2025 Supplemental Appropriations Resolution Attachment  
 Tuesday, December 16, 2025

Fund / Function/Department / Object	9/23/25 Supplemental Appropriations	12/16/25 Supplemental	Revised 2025 Appropriations
<b>01 - GENERAL FUND</b>			
<b>General Government</b>			
Other	1,480,002.00	(154,811.68)	1,325,190.32
Personal Services	783,083.00	11,900.00	794,983.00
<b>General Government Total</b>	<b>2,263,085.00</b>	<b>(142,911.68)</b>	<b>2,120,173.32</b>
<b>Health</b>			
Other	51,290.24	-	51,290.24
<b>Health Total</b>	<b>51,290.24</b>	<b>-</b>	<b>51,290.24</b>
<b>Leisure Time</b>			
Other	225,103.25	2,272.83	227,376.08
<b>Leisure Time Total</b>	<b>225,103.25</b>	<b>2,272.83</b>	<b>227,376.08</b>
<b>Transfers Out</b>			
Transfers Out	-	-	-
<b>Transfers Out Total</b>	<b>-</b>	<b>-</b>	<b>-</b>
<b>Fiscal Office</b>			
Other	-	-	-
Personal Services	-	-	-
<b>Fiscal Office Total</b>	<b>-</b>	<b>-</b>	<b>-</b>
<b>01 - GENERAL FUND Total</b>	<b>2,539,478.49</b>	<b>(140,638.85)</b>	<b>2,398,839.64</b>
<b>02 - MOTOR VEHICLE LICENSE TAX</b>			
<b>Public Works</b>			
Other	51,500.00	(13,175.19)	38,324.81
<b>Public Works Total</b>	<b>51,500.00</b>	<b>(13,175.19)</b>	<b>38,324.81</b>
<b>02 - MOTOR VEHICLE LICENSE TAX Total</b>	<b>51,500.00</b>	<b>(13,175.19)</b>	<b>38,324.81</b>
<b>03 - GASOLINE</b>			
<b>Public Works</b>			
Other	315,125.23	(47,996.82)	267,128.41
<b>Public Works Total</b>	<b>315,125.23</b>	<b>(47,996.82)</b>	<b>267,128.41</b>
<b>03 - GASOLINE Total</b>	<b>315,125.23</b>	<b>(47,996.82)</b>	<b>267,128.41</b>
<b>04 - ROAD &amp; BRIDGE</b>			
<b>Public Works</b>			
Other	1,385,050.00	(106,979.88)	1,278,070.12
Personal Services	1,386,000.00	20,100.00	1,406,100.00
<b>Public Works Total</b>	<b>2,771,050.00</b>	<b>(86,879.88)</b>	<b>2,684,170.12</b>
<b>04 - ROAD &amp; BRIDGE Total</b>	<b>2,771,050.00</b>	<b>(86,879.88)</b>	<b>2,684,170.12</b>
<b>05 - PERMISSIVE MOTOR VEHICLE</b>			
<b>Public Works</b>			
Other	177,000.00	(237.73)	176,762.27
<b>Public Works Total</b>	<b>177,000.00</b>	<b>(237.73)</b>	<b>176,762.27</b>
<b>05 - PERMISSIVE MOTOR VEHICLE Total</b>	<b>177,000.00</b>	<b>(237.73)</b>	<b>176,762.27</b>
<b>06 - LAW ENFORCEMENT TRUST FUND</b>			
<b>Public Safety</b>			
Other	500.00	-	500.00
<b>Public Safety Total</b>	<b>500.00</b>	<b>-</b>	<b>500.00</b>
<b>06 - LAW ENFORCEMENT TRUST FUND Total</b>	<b>500.00</b>	<b>-</b>	<b>500.00</b>
<b>07 - LIGHTING</b>			
<b>Lighting</b>			
Other	81,802.86	(14,371.75)	67,431.11
<b>Lighting Total</b>	<b>81,802.86</b>	<b>(14,371.75)</b>	<b>67,431.11</b>
<b>07 - LIGHTING Total</b>	<b>81,802.86</b>	<b>(14,371.75)</b>	<b>67,431.11</b>
<b>08 - DRUG LAW ENFORCEMENT</b>			
<b>Public Safety</b>			
Personal Services	-	-	-
<b>Public Safety Total</b>	<b>-</b>	<b>-</b>	<b>-</b>
<b>08 - DRUG LAW ENFORCEMENT Total</b>	<b>-</b>	<b>-</b>	<b>-</b>
<b>09 - POLICE</b>			
<b>Public Safety</b>			
Other	1,804,820.12	34,288.60	1,839,108.72
<b>Public Safety Total</b>	<b>1,804,820.12</b>	<b>34,288.60</b>	<b>1,839,108.72</b>
<b>09 - POLICE Total</b>	<b>1,804,820.12</b>	<b>34,288.60</b>	<b>1,839,108.72</b>
<b>10 - FIRE</b>			
<b>Capital Outlay</b>			
CAPITAL	-	-	-
<b>Capital Outlay Total</b>	<b>-</b>	<b>-</b>	<b>-</b>
<b>Public Safety</b>			
Other	3,937,018.00	(566,331.36)	3,370,686.64
Personal Services	2,556,735.00	(230,000.00)	2,326,735.00

Fund / Function/Department / Object	9/23/25 Supplemental		Revised 2025 Appropriations
	Appropriations	12/16/25 Supplemental	
<b>Public Safety Total</b>	<b>6,493,753.00</b>	<b>(796,331.36)</b>	<b>5,697,421.64</b>
<b>10 - FIRE Total</b>	<b>6,493,753.00</b>	<b>(796,331.36)</b>	<b>5,697,421.64</b>
<b>13 - ARPA</b>			
Leisure Time			
Other	-	-	-
Leisure Time Total	-	-	-
Public Safety			
Personal Services	-	-	-
Public Safety Total	-	-	-
ARPA			
Other	-	82,685.54	82,685.54
ARPA Total	-	82,685.54	82,685.54
<b>13 - ARPA Total</b>	<b>-</b>	<b>82,685.54</b>	<b>82,685.54</b>
<b>24 - KEMPER RD BOND CONSTRUCTION</b>			
Capital Outlay			
Capital Outlay	-	-	-
Capital Outlay Total	-	-	-
<b>24 - KEMPER RD BOND CONSTRUCTION Total</b>	<b>-</b>	<b>-</b>	<b>-</b>
<b>25 - KEMPER T.I.F.</b>			
Capital Outlay			
Capital Outlay	682,443.00	746,802.24	1,429,245.24
Capital Outlay Total	682,443.00	746,802.24	1,429,245.24
Debt Service			
Interest	61,905.13	-	61,905.13
Principal	273,150.00	-	273,150.00
Debt Service Total	335,055.13	-	335,055.13
General Government			
Other	58,376.06	-	58,376.06
General Government Total	58,376.06	-	58,376.06
Payments to Schools			
Payments to Schools	398,272.85	-	398,272.85
Payments to Schools Total	398,272.85	-	398,272.85
Public Safety			
Other	433,000.00	-	433,000.00
Public Safety Total	433,000.00	-	433,000.00
Public Works			
Other	-	-	-
Public Works Total	-	-	-
<b>25 - KEMPER T.I.F. Total</b>	<b>1,907,147.04</b>	<b>746,802.24</b>	<b>2,653,949.28</b>
<b>26 - KENWOOD T.I.F.</b>			
Capital Outlay			
Capital Outlay	618,371.43	146,061.16	764,432.59
Capital Outlay Total	618,371.43	146,061.16	764,432.59
Debt Service			
Interest	29,495.17	(4,421.64)	25,073.53
Principal	71,298.38	4,421.64	75,720.02
Debt Service Total	100,793.55	-	100,793.55
General Government			
Other	131,386.24	-	131,386.24
General Government Total	131,386.24	-	131,386.24
Payments to Schools			
Payments to Schools	3,211,585.12	-	3,211,585.12
Payments to Schools Total	3,211,585.12	-	3,211,585.12
Public Safety			
Other	1,679,500.00	(45,000.00)	1,634,500.00
Public Safety Total	1,679,500.00	(45,000.00)	1,634,500.00
Public Works			
Other	-	-	-
Public Works Total	-	-	-
<b>26 - KENWOOD T.I.F. Total</b>	<b>5,741,636.34</b>	<b>101,061.16</b>	<b>5,842,697.50</b>
<b>27 - SYCAMORE CENTER T.I.F.</b>			
Capital Outlay			
Capital Outlay	1,285,374.00	55,529.90	1,340,903.90
Capital Outlay Total	1,285,374.00	55,529.90	1,340,903.90
Debt Service			
Interest	24,794.38	-	24,794.38
Principal	38,500.00	-	38,500.00

Fund / Function/Department / Object	9/23/25 Supplemental Appropriations	12/16/25 Supplemental	Revised 2025 Appropriations
<b>Debt Service Total</b>	<b>63,294.38</b>	-	<b>63,294.38</b>
<b>General Government</b>			
Other	13,683.10	-	13,683.10
<b>General Government Total</b>	<b>13,683.10</b>	-	<b>13,683.10</b>
<b>Payments to Schools</b>			
Payments to Schools	586,080.78	-	586,080.78
<b>Payments to Schools Total</b>	<b>586,080.78</b>	-	<b>586,080.78</b>
<b>Public Safety</b>			
Other	958,500.00	6,000.00	964,500.00
<b>Public Safety Total</b>	<b>958,500.00</b>	<b>6,000.00</b>	<b>964,500.00</b>
<b>Public Works</b>			
Other	-	-	-
<b>Public Works Total</b>	<b>-</b>	<b>-</b>	<b>-</b>
<b>27 - SYCAMORE CENTER T.I.F. Total</b>	<b>2,906,932.26</b>	<b>61,529.90</b>	<b>2,968,462.16</b>
<b>28 - DUKE T.I.F.</b>			
<b>Capital Outlay</b>			
Capital Outlay	675,340.43	8,032.50	683,372.93
<b>Capital Outlay Total</b>	<b>675,340.43</b>	<b>8,032.50</b>	<b>683,372.93</b>
<b>Debt Service</b>			
Interest	21,705.13	-	21,705.13
Principal	33,150.00	-	33,150.00
<b>Debt Service Total</b>	<b>54,855.13</b>	-	<b>54,855.13</b>
<b>General Government</b>			
Other	13,947.34	-	13,947.34
<b>General Government Total</b>	<b>13,947.34</b>	-	<b>13,947.34</b>
<b>Payments to Schools</b>			
Payments to Schools	647,349.09	-	647,349.09
<b>Payments to Schools Total</b>	<b>647,349.09</b>	-	<b>647,349.09</b>
<b>Public Safety</b>			
Other	433,000.00	3,498.97	436,498.97
<b>Public Safety Total</b>	<b>433,000.00</b>	<b>3,498.97</b>	<b>436,498.97</b>
<b>Public Works</b>			
Other	-	-	-
<b>Public Works Total</b>	<b>-</b>	<b>-</b>	<b>-</b>
<b>28 - DUKE T.I.F. Total</b>	<b>1,824,491.99</b>	<b>11,531.47</b>	<b>1,836,023.46</b>
<b>29 - KARRINGTON T.I.F.</b>			
<b>Debt Service</b>			
Interest	8,398.12	-	8,398.12
Principal	12,700.00	-	12,700.00
<b>Debt Service Total</b>	<b>21,098.12</b>	-	<b>21,098.12</b>
<b>General Government</b>			
Other	1,412.54	-	1,412.54
<b>General Government Total</b>	<b>1,412.54</b>	-	<b>1,412.54</b>
<b>Payments to Schools</b>			
Payments to Schools	80,157.46	-	80,157.46
<b>Payments to Schools Total</b>	<b>80,157.46</b>	-	<b>80,157.46</b>
<b>29 - KARRINGTON T.I.F. Total</b>	<b>102,668.12</b>	-	<b>102,668.12</b>
<b>30 - MANOR CARE T.I.F.</b>			
<b>Capital Outlay</b>			
Capital Outlay	-	-	-
<b>Capital Outlay Total</b>	<b>-</b>	<b>-</b>	<b>-</b>
<b>Debt Service</b>			
Interest	8,398.12	-	8,398.12
Principal	12,700.00	-	12,700.00
<b>Debt Service Total</b>	<b>21,098.12</b>	-	<b>21,098.12</b>
<b>General Government</b>			
Other	1,156,810.64	-	1,156,810.64
<b>General Government Total</b>	<b>1,156,810.64</b>	-	<b>1,156,810.64</b>
<b>Payments to Schools</b>			
Payments to Schools	27,630.46	-	27,630.46
<b>Payments to Schools Total</b>	<b>27,630.46</b>	-	<b>27,630.46</b>
<b>30 - MANOR CARE T.I.F. Total</b>	<b>1,205,539.22</b>	-	<b>1,205,539.22</b>
<b>31 - MARRIOTT T.I.F.</b>			
<b>Capital Outlay</b>			
Capital Outlay	-	-	-
<b>Capital Outlay Total</b>	<b>-</b>	<b>-</b>	<b>-</b>
<b>Debt Service</b>			

Fund / Function/Department / Object	9/23/25 Supplemental		12/16/25 Supplemental	Revised 2025 Appropriations
	Appropriations			
Interest	8,398.12		-	8,398.12
Principal	12,700.00		-	12,700.00
<b>Debt Service Total</b>	<b>21,098.12</b>		-	<b>21,098.12</b>
<b>General Government</b>				
Other	28,100.03		-	28,100.03
<b>General Government Total</b>	<b>28,100.03</b>		-	<b>28,100.03</b>
<b>Payments to Schools</b>				
Payments to Schools	57,881.33		-	57,881.33
<b>Payments to Schools Total</b>	<b>57,881.33</b>		-	<b>57,881.33</b>
<b>31 - MARRIOTT T.I.F. Total</b>	<b>107,079.48</b>		-	<b>107,079.48</b>
<b>32 - SYCAMORE COMMONS T.I.F.</b>				
<b>Capital Outlay</b>				
Capital Outlay	-		-	-
<b>Capital Outlay Total</b>	<b>-</b>		-	<b>-</b>
<b>Debt Service</b>				
Interest	8,398.12		-	8,398.12
Principal	12,700.00		-	12,700.00
<b>Debt Service Total</b>	<b>21,098.12</b>		-	<b>21,098.12</b>
<b>General Government</b>				
Other	704,574.58		-	704,574.58
<b>General Government Total</b>	<b>704,574.58</b>		-	<b>704,574.58</b>
<b>Payments to Schools</b>				
Payments to Schools	-		-	-
<b>Payments to Schools Total</b>	<b>-</b>		-	<b>-</b>
<b>32 - SYCAMORE COMMONS T.I.F. Total</b>	<b>725,672.70</b>		-	<b>725,672.70</b>
<b>33 - KEMPER DEERFIELD GOLDCOAST</b>				
<b>Capital Outlay</b>				
Capital Outlay	-	645,707.15		645,707.15
<b>Capital Outlay Total</b>	<b>-</b>	<b>645,707.15</b>		<b>645,707.15</b>
<b>Debt Service</b>				
Interest	8,398.12		-	8,398.12
Principal	12,700.00		-	12,700.00
<b>Debt Service Total</b>	<b>21,098.12</b>		-	<b>21,098.12</b>
<b>General Government</b>				
Other	5,354.97		-	5,354.97
<b>General Government Total</b>	<b>5,354.97</b>		-	<b>5,354.97</b>
<b>Payments to Schools</b>				
Payments to Schools	107,077.33		-	107,077.33
<b>Payments to Schools Total</b>	<b>107,077.33</b>		-	<b>107,077.33</b>
<b>33 - KEMPER DEERFIELD GOLDCOAST Total</b>	<b>133,530.42</b>		<b>645,707.15</b>	<b>779,237.57</b>
<b>36 - KENWOOD CROSSINGS/COMMONS T.I.F.</b>				
<b>Capital Outlay</b>				
Capital Outlay	-		-	-
<b>Capital Outlay Total</b>	<b>-</b>		-	<b>-</b>
<b>Debt Service</b>				
Interest	8,398.12		-	8,398.12
Principal	12,700.00		-	12,700.00
<b>Debt Service Total</b>	<b>21,098.12</b>		-	<b>21,098.12</b>
<b>General Government</b>				
Other	3,788.10		-	3,788.10
<b>General Government Total</b>	<b>3,788.10</b>		-	<b>3,788.10</b>
<b>Payments to Schools</b>				
Payments to Schools	228,983.22		-	228,983.22
<b>Payments to Schools Total</b>	<b>228,983.22</b>		-	<b>228,983.22</b>
<b>36 - KENWOOD CROSSINGS/COMMONS T.I.F. Total</b>	<b>253,869.44</b>		-	<b>253,869.44</b>
<b>38 - SYCAMORE FINANCIAL REDSTONE T.I.F.</b>				
<b>Capital Outlay</b>				
Capital Outlay	-		-	-
<b>Capital Outlay Total</b>	<b>-</b>		-	<b>-</b>
<b>Debt Service</b>				
Interest	160,898.12		-	160,898.12
Principal	272,700.00		-	272,700.00
<b>Debt Service Total</b>	<b>433,598.12</b>		-	<b>433,598.12</b>
<b>General Government</b>				
Other	8,255.85		-	8,255.85
<b>General Government Total</b>	<b>8,255.85</b>		-	<b>8,255.85</b>
<b>Payments to Schools</b>				

Fund / Function/Department / Object	9/23/25 Supplemental		12/16/25 Supplemental	Revised 2025 Appropriations
	Appropriations			
Payments to Schools	228,765.77		-	228,765.77
<b>Payments to Schools Total</b>	<b>228,765.77</b>		-	<b>228,765.77</b>
<b>38 - SYCAMORE FINANCIAL REDSTONE T.I.F. Total</b>	<b>670,619.74</b>		-	<b>670,619.74</b>
<b>40 - DEERFIELD PARK</b>				
<b>Capital Outlay</b>				
Capital Outlay	-		-	-
<b>Capital Outlay Total</b>	<b>-</b>		<b>-</b>	<b>-</b>
<b>Debt Service</b>				
Interest	-		-	-
Principal	-		-	-
<b>Debt Service Total</b>	<b>-</b>		<b>-</b>	<b>-</b>
<b>Transfers Out</b>				
Transfers Out	-		-	-
<b>Transfers Out Total</b>	<b>-</b>		<b>-</b>	<b>-</b>
<b>40 - DEERFIELD PARK Total</b>	<b>-</b>		<b>-</b>	<b>-</b>
<b>41 - STATION 93</b>				
<b>Capital Outlay</b>				
Capital Outlay	-		-	-
<b>Capital Outlay Total</b>	<b>-</b>		<b>-</b>	<b>-</b>
<b>41 - STATION 93 Total</b>	<b>-</b>		<b>-</b>	<b>-</b>
<b>42 - GENERAL OBLIGATION DEBT SERVICE FUND</b>				
<b>Debt Service</b>				
Interest	-		-	-
Principal	-		-	-
<b>Debt Service Total</b>	<b>-</b>		<b>-</b>	<b>-</b>
<b>42 - GENERAL OBLIGATION DEBT SERVICE FUND Total</b>	<b>-</b>		<b>-</b>	<b>-</b>
<b>43 - KENWOOD TOWNE PLACE T.I.F.</b>				
<b>General Government</b>				
Other	28,925.68		-	28,925.68
<b>General Government Total</b>	<b>28,925.68</b>		<b>-</b>	<b>28,925.68</b>
<b>Payments to Schools</b>				
Payments to Schools	1,238,957.88		-	1,238,957.88
<b>Payments to Schools Total</b>	<b>1,238,957.88</b>		<b>-</b>	<b>1,238,957.88</b>
<b>Payments to Other Governments</b>				
Payments to Other Governments	1,467,502.20		-	1,467,502.20
<b>Payments to Other Governments Total</b>	<b>1,467,502.20</b>		<b>-</b>	<b>1,467,502.20</b>
<b>43 - KENWOOD TOWNE PLACE T.I.F. Total</b>	<b>2,735,385.76</b>		<b>-</b>	<b>2,735,385.76</b>
<b>44 - CORNELL SNIDER T.I.F.</b>				
<b>Capital Outlay</b>				
Capital Outlay	-		-	-
<b>Capital Outlay Total</b>	<b>-</b>		<b>-</b>	<b>-</b>
<b>Debt Service</b>				
Interest	3,339.25		-	3,339.25
Principal	5,100.00		-	5,100.00
<b>Debt Service Total</b>	<b>8,439.25</b>		<b>-</b>	<b>8,439.25</b>
<b>General Government</b>				
Other	1,403.16		-	1,403.16
<b>General Government Total</b>	<b>1,403.16</b>		<b>-</b>	<b>1,403.16</b>
<b>Payments to Schools</b>				
Payments to Schools	79,641.81		-	79,641.81
<b>Payments to Schools Total</b>	<b>79,641.81</b>		<b>-</b>	<b>79,641.81</b>
<b>44 - CORNELL SNIDER T.I.F. Total</b>	<b>89,484.22</b>		<b>-</b>	<b>89,484.22</b>
<b>45 - BROOKWOOD OFFICE T.I.F.</b>				
<b>Debt Service</b>				
Interest	1,719.63		-	1,719.63
Principal	2,500.00		-	2,500.00
<b>Debt Service Total</b>	<b>4,219.63</b>		<b>-</b>	<b>4,219.63</b>
<b>General Government</b>				
Other	471.24		-	471.24
<b>General Government Total</b>	<b>471.24</b>		<b>-</b>	<b>471.24</b>
<b>Payments to Schools</b>				
Payments to Schools	27,070.70		-	27,070.70
<b>Payments to Schools Total</b>	<b>27,070.70</b>		<b>-</b>	<b>27,070.70</b>
<b>45 - BROOKWOOD OFFICE T.I.F. Total</b>	<b>31,761.57</b>		<b>-</b>	<b>31,761.57</b>
<b>46 - SYCAMORE TWP CAPITAL PROJECTS FUND</b>				
<b>Capital Outlay</b>				
Capital Outlay	2,620,520.55		545,630.09	3,166,150.64

Fund / Function/Department / Object	9/23/25 Supplemental Appropriations	12/16/25 Supplemental	Revised 2025 Appropriations
<b>Capital Outlay Total</b>	<b>2,620,520.55</b>	<b>545,630.09</b>	<b>3,166,150.64</b>
<b>Transfers Out</b>			
Transfers Out	-	-	-
<b>Transfers Out Total</b>	<b>-</b>	<b>-</b>	<b>-</b>
<b>46 - SYCAMORE TWP CAPITAL PROJECTS FUND Total</b>	<b>2,620,520.55</b>	<b>545,630.09</b>	<b>3,166,150.64</b>
<b>47 - OHIO VALLEY ORTHO T.I.F.</b>			
<b>Debt Service</b>			
Interest	1,719.63	-	1,719.63
Principal	2,500.00	-	2,500.00
<b>Debt Service Total</b>	<b>4,219.63</b>	<b>-</b>	<b>4,219.63</b>
<b>General Government</b>			
Other	31,592.19	-	31,592.19
<b>General Government Total</b>	<b>31,592.19</b>	<b>-</b>	<b>31,592.19</b>
<b>Payments to Schools</b>			
Payments to Schools	15,266.40	-	15,266.40
<b>Payments to Schools Total</b>	<b>15,266.40</b>	<b>-</b>	<b>15,266.40</b>
<b>47 - OHIO VALLEY ORTHO T.I.F. Total</b>	<b>51,078.22</b>	<b>-</b>	<b>51,078.22</b>
<b>48 - GSA REAL ESTATE DEV T.I.F.</b>			
<b>Capital Outlay</b>			
Capital Outlay	-	-	-
<b>Capital Outlay Total</b>	<b>-</b>	<b>-</b>	<b>-</b>
<b>General Government</b>			
Other	16,484.02	-	16,484.02
<b>General Government Total</b>	<b>16,484.02</b>	<b>-</b>	<b>16,484.02</b>
<b>Payments to Schools</b>			
Payments to Schools	206,586.97	-	206,586.97
<b>Payments to Schools Total</b>	<b>206,586.97</b>	<b>-</b>	<b>206,586.97</b>
<b>Transfers Out</b>			
Transfers Out	-	-	-
<b>Transfers Out Total</b>	<b>-</b>	<b>-</b>	<b>-</b>
<b>48 - GSA REAL ESTATE DEV T.I.F. Total</b>	<b>223,070.99</b>	<b>-</b>	<b>223,070.99</b>
<b>49 - TRI-HEALTH T.I.F.</b>			
<b>Debt Service</b>			
Interest	97,975.00	-	97,975.00
Principal	95,000.00	-	95,000.00
<b>Debt Service Total</b>	<b>192,975.00</b>	<b>-</b>	<b>192,975.00</b>
<b>General Government</b>			
Other	4,128.27	-	4,128.27
<b>General Government Total</b>	<b>4,128.27</b>	<b>-</b>	<b>4,128.27</b>
<b>Payments to Schools</b>			
Payments to Schools	191,608.16	-	191,608.16
<b>Payments to Schools Total</b>	<b>191,608.16</b>	<b>-</b>	<b>191,608.16</b>
<b>49 - TRI-HEALTH T.I.F. Total</b>	<b>388,711.43</b>	<b>-</b>	<b>388,711.43</b>
<b>50 - GREENS OF KENWOOD T.I.F.</b>			
<b>Capital Outlay</b>			
Capital Outlay	-	-	-
<b>Capital Outlay Total</b>	<b>-</b>	<b>-</b>	<b>-</b>
<b>Debt Service</b>			
Interest	3,339.25	-	3,339.25
Principal	5,100.00	-	5,100.00
<b>Debt Service Total</b>	<b>8,439.25</b>	<b>-</b>	<b>8,439.25</b>
<b>General Government</b>			
Other	2,144.30	-	2,144.30
<b>General Government Total</b>	<b>2,144.30</b>	<b>-</b>	<b>2,144.30</b>
<b>Payments to Schools</b>			
Payments to Schools	99,524.68	-	99,524.68
<b>Payments to Schools Total</b>	<b>99,524.68</b>	<b>-</b>	<b>99,524.68</b>
<b>50 - GREENS OF KENWOOD T.I.F. Total</b>	<b>110,108.23</b>	<b>-</b>	<b>110,108.23</b>
<b>51 - KENWOOD CITY PLACE T.I.F.</b>			
<b>Capital Outlay</b>			
Capital Outlay	-	-	-
<b>Capital Outlay Total</b>	<b>-</b>	<b>-</b>	<b>-</b>
<b>Debt Service</b>			
Interest	3,339.25	-	3,339.25
Principal	5,100.00	-	5,100.00
<b>Debt Service Total</b>	<b>8,439.25</b>	<b>-</b>	<b>8,439.25</b>
<b>General Government</b>			

Fund / Function/Department / Object	9/23/25 Supplemental		12/16/25 Supplemental	Revised 2025 Appropriations
	Appropriations			
Other	38,154.09		-	38,154.09
<b>General Government Total</b>	<b>38,154.09</b>		-	<b>38,154.09</b>
<b>Payments to Schools</b>				
Payments to Schools	55,068.00		-	55,068.00
<b>Payments to Schools Total</b>	<b>55,068.00</b>		-	<b>55,068.00</b>
<b>51 - KENWOOD CITY PLACE T.I.F. Total</b>	<b>101,661.34</b>		-	<b>101,661.34</b>
<b>52 - ROAD IMPROVEMENT BONDS</b>				
<b>Capital Outlay</b>				
Capital Outlay	-		-	-
<b>Capital Outlay Total</b>	<b>-</b>		<b>-</b>	<b>-</b>
<b>Debt Service</b>				
Interest	-		-	-
Principal	-		-	-
<b>Debt Service Total</b>	<b>-</b>		<b>-</b>	<b>-</b>
<b>52 - ROAD IMPROVEMENT BONDS Total</b>	<b>-</b>		<b>-</b>	<b>-</b>
<b>53 - LUCKE PINE ROAD TIF</b>				
<b>Debt Service</b>				
Interest	1,719.63		-	1,719.63
Principal	2,500.00		-	2,500.00
<b>Debt Service Total</b>	<b>4,219.63</b>		<b>-</b>	<b>4,219.63</b>
<b>General Government</b>				
Other	11,029.41		-	11,029.41
<b>General Government Total</b>	<b>11,029.41</b>		<b>-</b>	<b>11,029.41</b>
<b>Payments to Schools</b>				
Payments to Schools	17,544.47		-	17,544.47
<b>Payments to Schools Total</b>	<b>17,544.47</b>		<b>-</b>	<b>17,544.47</b>
<b>53 - LUCKE PINE ROAD TIF Total</b>	<b>32,793.51</b>		<b>-</b>	<b>32,793.51</b>
<b>54 - LARCHVIEW CAPITAL PROJECT FUND</b>				
<b>Capital Outlay</b>				
Capital Outlay	-		-	-
<b>Capital Outlay Total</b>	<b>-</b>		<b>-</b>	<b>-</b>
<b>54 - LARCHVIEW CAPITAL PROJECT FUND Total</b>	<b>-</b>		<b>-</b>	<b>-</b>
<b>55 - CIG KENWOOD TIF</b>				
<b>General Government</b>				
Other	36,437.84		-	36,437.84
<b>General Government Total</b>	<b>36,437.84</b>		<b>-</b>	<b>36,437.84</b>
<b>Payments to Schools</b>				
Payments to Schools	208,509.38		-	208,509.38
<b>Payments to Schools Total</b>	<b>208,509.38</b>		<b>-</b>	<b>208,509.38</b>
<b>Payments to Other Governments</b>				
Payments to Other Governments	1,310,242.85		-	1,310,242.85
<b>Payments to Other Governments Total</b>	<b>1,310,242.85</b>		<b>-</b>	<b>1,310,242.85</b>
<b>55 - CIG KENWOOD TIF Total</b>	<b>1,555,190.07</b>		<b>-</b>	<b>1,555,190.07</b>
<b>56 - Energy Special District</b>				
<b>General Government</b>				
Other	964,126.83		-	964,126.83
<b>General Government Total</b>	<b>964,126.83</b>		<b>-</b>	<b>964,126.83</b>
<b>56 - Energy Special District Total</b>	<b>964,126.83</b>		<b>-</b>	<b>964,126.83</b>
<b>57 - JEDD CIG KENWOOD</b>				
<b>General Government</b>				
Other	2,600.00		-	2,600.00
<b>General Government Total</b>	<b>2,600.00</b>		<b>-</b>	<b>2,600.00</b>
<b>57 - JEDD CIG KENWOOD Total</b>	<b>2,600.00</b>		<b>-</b>	<b>2,600.00</b>
<b>70 - JEDZ KW CENTRAL</b>				
<b>General Government</b>				
Other	-		-	-
Personal Services	-		-	-
<b>General Government Total</b>	<b>-</b>		<b>-</b>	<b>-</b>
<b>Public Safety</b>				
Personal Services	-		-	-
Salaries	-		-	-
<b>Public Safety Total</b>	<b>-</b>		<b>-</b>	<b>-</b>
<b>Public Works</b>				
Other	-		-	-
Personal Services	-		-	-
<b>Public Works Total</b>	<b>-</b>		<b>-</b>	<b>-</b>
<b>Transfers Out</b>				

Sycamore Township  
 Calendar Year 2025 Supplemental Appropriations Resolution Attachment  
 Tuesday, December 16, 2025

Fund / Function/Department / Object	9/23/25 Supplemental		12/16/25 Supplemental	Revised 2025 Appropriations
	Appropriations			
Transfers Out	1,273,750.00		246,250.00	1,520,000.00
<b>Transfers Out Total</b>	<b>1,273,750.00</b>		<b>246,250.00</b>	<b>1,520,000.00</b>
<b>70 - JEDZ KW CENTRAL Total</b>	<b>1,273,750.00</b>		<b>246,250.00</b>	<b>1,520,000.00</b>
<b>71 - JEDZ KW EAST</b>				
General Government				
Other	-		-	-
Personal Services	-		-	-
<b>General Government Total</b>	<b>-</b>		<b>-</b>	<b>-</b>
Public Safety				
Personal Services	-		-	-
Salaries	-		-	-
<b>Public Safety Total</b>	<b>-</b>		<b>-</b>	<b>-</b>
Public Works				
Other	273.58		-	273.58
Personal Services	-		-	-
<b>Public Works Total</b>	<b>273.58</b>		<b>-</b>	<b>273.58</b>
Transfers Out				
Transfers Out	1,273,750.00		246,250.00	1,520,000.00
<b>Transfers Out Total</b>	<b>1,273,750.00</b>		<b>246,250.00</b>	<b>1,520,000.00</b>
<b>71 - JEDZ KW EAST Total</b>	<b>1,274,023.58</b>		<b>246,250.00</b>	<b>1,520,273.58</b>
<b>72 - JEDZ KW SOUTHWEST</b>				
General Government				
Other	-		-	-
Personal Services	-		-	-
<b>General Government Total</b>	<b>-</b>		<b>-</b>	<b>-</b>
Public Safety				
Personal Services	-		-	-
Salaries	-		-	-
<b>Public Safety Total</b>	<b>-</b>		<b>-</b>	<b>-</b>
Public Works				
Other	120.02		-	120.02
Personal Services	-		-	-
<b>Public Works Total</b>	<b>120.02</b>		<b>-</b>	<b>120.02</b>
Transfers Out				
Transfers Out	1,233,750.00		101,250.00	1,335,000.00
<b>Transfers Out Total</b>	<b>1,233,750.00</b>		<b>101,250.00</b>	<b>1,335,000.00</b>
<b>72 - JEDZ KW SOUTHWEST Total</b>	<b>1,233,870.02</b>		<b>101,250.00</b>	<b>1,335,120.02</b>
<b>73 - JEDZ KW NORTHWEST</b>				
General Government				
Other	-		-	-
Personal Services	-		-	-
<b>General Government Total</b>	<b>-</b>		<b>-</b>	<b>-</b>
Public Safety				
Personal Services	-		-	-
<b>Public Safety Total</b>	<b>-</b>		<b>-</b>	<b>-</b>
Public Works				
Other	-		-	-
Personal Services	-		-	-
<b>Public Works Total</b>	<b>-</b>		<b>-</b>	<b>-</b>
Transfers Out				
Transfers Out	1,233,750.00		101,250.00	1,335,000.00
<b>Transfers Out Total</b>	<b>1,233,750.00</b>		<b>101,250.00</b>	<b>1,335,000.00</b>
<b>73 - JEDZ KW NORTHWEST Total</b>	<b>1,233,750.00</b>		<b>101,250.00</b>	<b>1,335,000.00</b>
<b>Grand Total</b>	<b>43,736,102.77</b>		<b>1,824,604.57</b>	<b>45,560,707.34</b>