

RECORD OF PROCEEDINGS

Minutes of the Kenwood Northwest Joint Economic Development Zone Meeting Sycamore Township, Hamilton County, Ohio

June 7, 2022

The meeting was called to order at 3:48 p.m. Present for the meeting were Tom Weidman, Tracy Schwegmann, Tom James, William Jetter, Tom Camp, Chris Westmark, Tracy Kellums, and Skylor Miller.

Approval of Minutes March 1, 2022:

The minutes from the March 1, 2022 meeting were presented for approval. A motion was made by Mr. Camp, seconded by Ms. Schwegmann, to approve these minutes. Mr. Kellums called roll. Vote: Jetter: Aye; Westmark: Aye; Schwegmann: Aye; Weidman: Aye; Camp: Aye; James: Aye

District Update:

Mr. Jetter reported the Northwest JEDZ collections have been consistent. He stated there was a glitch in their system causing incorrect numbers to be reported for the month of May. He said this will be resolved with the June reports.

Date of Next Meeting:

The next meeting will take place Tuesday, September 6, 2022 at 4:00 p.m.

Mr. Camp made a motion to adjourn, seconded by Ms. Schwegmann. All voted yes.

The meeting adjourned at 3:51 p.m.

Tom Camp, Secretary


Record of Proceedings 06/07/2022

RECEIVED

JUL 08 2022

SYCAMORE TWP.

NORTHWEST
Sycamore Township JEDZ
Monthly Distribution Schedule
JUNE, 2022 COLLECTIONS



Gross Tax Collections	\$ 200,155.18	YTD \$ 637,511.94
Less:		
2% Collection Fee to City of Deer Park	\$ 4,003.10	YTD \$ 12,750.24
2% Refund Allowance	\$ 4,003.10	\$ 12,750.24
1% Administration Allowance	\$ <u>2,001.55</u>	\$ 6,375.12
NET COLLECTIONS ==>	\$ 190,147.42	YTD \$ 605,636.34
Less: Accounting Fees		\$ -
Less: Bank Fees		\$ -
Net Distributable Income	\$ 190,147.42	YTD \$ 605,636.34
TOWNSHIP DISTRIBUTION 90%	\$ 171,132.68	YTD \$ 545,072.71
CITY OF DEER PARK DISTRIBUTION 10%	\$ <u>19,014.74</u>	YTD \$ 60,563.63
Balance =	<u>0.00</u>	

JEDZ TRANSACTIONS

<u>Date</u>	<u>Gross Collections</u>	<u>2% Collection Fee</u>	<u>2% Refund Allowance</u>	<u>1% Admin. Allowance</u>	<u>Bank Fees</u>	<u>Distributable Income</u>	<u>90% to Sycamore Twp.</u>	<u>10% to Deer Park</u>
6/6/2022	572.36	11.45	11.45	5.72	0.00	543.74	489.37	54.37
6/8/2022	3,872.71	77.45	77.45	38.73	0.00	3,679.07	3,311.17	367.91
6/9/2022	2,648.70	52.97	52.97	26.49	0.00	2,516.27	2,264.64	251.63
6/13/2022	1,967.51	39.35	39.35	19.68	0.00	1,869.13	1,682.22	186.91
6/14/2022	72,303.09	1,446.06	1,446.06	723.03	0.00	68,687.94	61,819.14	6,868.79
6/15/2022	756.82	15.14	15.14	7.57	0.00	718.98	647.08	71.90
6/17/2022	116,170.02	2,323.40	2,323.40	1,161.70	0.00	110,361.52	99,325.37	11,036.15
6/17/2022	830.00	16.60	16.60	8.30	0.00	788.50	709.65	78.85
6/22/2022	665.84	13.32	13.32	6.66	0.00	632.55	569.29	63.25
6/29/2022	368.13	7.36	7.36	3.68	0.00	349.72	314.75	34.97
		0.00	0.00	0.00	0.00	0.00	0.00	0.00
		0.00	0.00	0	0.00	0.00	0.00	0.00
	200,155.18	4,003.10	4,003.10	2,001.55	0.00	190,147.42	171,132.68	19,014.74

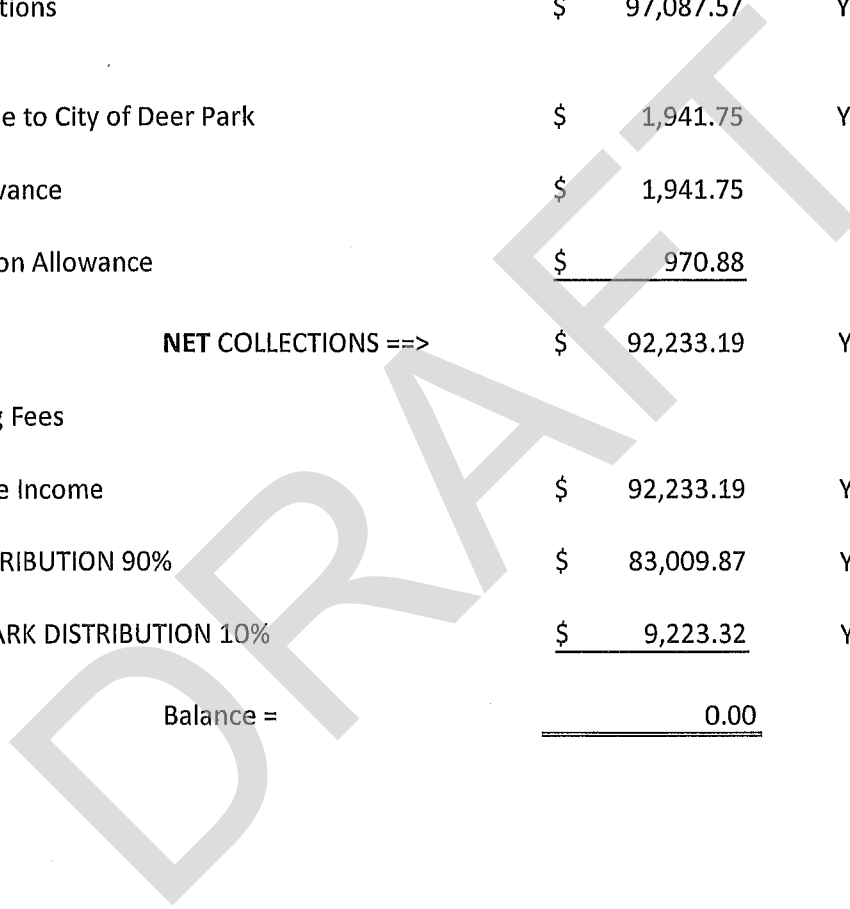
DRAFT

NORTHWEST
 Sycamore Township JEDZ
 Monthly Distribution Schedule
 JULY, 2022 COLLECTIONS

=====

=====

Gross Tax Collections	\$ 97,087.57	YTD \$ 734,599.51
Less:		
2% Collection Fee to City of Deer Park	\$ 1,941.75	YTD \$ 14,691.99
2% Refund Allowance	\$ 1,941.75	\$ 14,691.99
1% Administration Allowance	<u>\$ 970.88</u>	\$ 7,346.00
NET COLLECTIONS ==>	\$ 92,233.19	YTD \$ 697,869.53
Less: Accounting Fees		\$ -
Less: Bank Fees		\$ -
Net Distributable Income	\$ 92,233.19	YTD \$ 697,869.53
TOWNSHIP DISTRIBUTION 90%	\$ 83,009.87	YTD \$ 628,082.58
CITY OF DEER PARK DISTRIBUTION 10%	<u>\$ 9,223.32</u>	YTD \$ 69,786.95
Balance =	<u>0.00</u>	




JEDZ TRANSACTIONS

<u>Date</u>	<u>Gross Collections</u>	<u>2% Collection Fee</u>	<u>2% Refund Allowance</u>	<u>1% Admin. Allowance</u>	<u>Bank Fees</u>	<u>Distributable Income</u>	<u>90% to Sycamore Twp.</u>	<u>10% to Deer Park</u>
7/5/2022	2,620.10	52.40	52.40	26.20	0.00	2,489.10	2,240.19	248.91
7/11/2022	2,083.91	41.68	41.68	20.84	0.00	1,979.71	1,781.74	197.97
7/12/2022	1,177.38	23.55	23.55	11.77	0.00	1,118.51	1,006.66	111.85
7/13/2022	1,565.82	31.32	31.32	15.66	0.00	1,487.53	1,338.78	148.75
7/14/2022	74,974.94	1,499.50	1,499.50	749.75	0.00	71,226.19	64,103.57	7,122.62
7/15/2022	552.72	11.05	11.05	5.53	0.00	525.08	472.58	52.51
7/18/2022	285.63	5.71	5.71	2.86	0.00	271.35	244.21	27.13
7/21/2022	398.36	7.97	7.97	3.98	0.00	378.44	340.60	37.84
7/26/2022	409.05	8.18	8.18	4.09	0.00	388.60	349.74	38.86
7/27/2022	606.55	12.13	12.13	6.07	0.00	576.22	518.60	57.62
7/28/2022	12,413.11	248.26	248.26	124.13	0.00	11,792.45	10,613.21	1,179.25
		0.00	0.00	0	0.00	0.00	0.00	0.00
	97,087.57	1,941.75	1,941.75	970.88	0.00	92,233.19	83,009.87	9,223.32

DRAFT

NORTHWEST
 Sycamore Township JEDZ
 Monthly Distribution Schedule
 AUGUST, 2022 COLLECTIONS



Gross Tax Collections	\$ 74,936.94	YTD \$ 809,536.45
Less:		
2% Collection Fee to City of Deer Park	\$ 1,498.74	YTD \$ 16,190.73
2% Refund Allowance	\$ 1,498.74	\$ 16,190.73
1% Administration Allowance	<u>\$ 749.37</u>	\$ 8,095.36
NET COLLECTIONS ==>	\$ 71,190.09	YTD \$ 769,059.63
Less: Accounting Fees		\$ -
Less: Bank Fees		\$ -
Net Distributable Income	\$ 71,190.09	YTD \$ 769,059.63
TOWNSHIP DISTRIBUTION 90%	\$ 64,071.08	YTD \$ 692,153.66
CITY OF DEER PARK DISTRIBUTION 10%	<u>\$ 7,119.01</u>	YTD \$ 76,905.96
Balance =	<u>0.00</u>	

Selected date 8/31/2022

<u>Deposit Date</u>	<u>Individual Deposits</u>	<u>Net-Profit Deposits</u>	<u>Total 1 & 2 Refunds/Adj</u>	<u>Total 1 & 2 Deposits</u>	<u>Withholding Refunds/Adj</u>	<u>Withholding Deposits</u>	<u>Total All Refunds/Adj</u>	<u>Total All Deposit</u>	<u>Percent Change</u>
1/2022	\$0.00	\$986.59	\$0.00	\$986.59	\$0.00	\$94,289.92	\$0.00	\$95,276.51	-7
1/2021	\$0.00	\$200.00	\$0.00	\$200.00	\$0.00	\$102,115.83	\$0.00	\$102,315.83	
2/2022	\$0.00	\$7,147.42	\$0.00	\$7,147.42	\$0.00	\$77,290.45	\$0.00	\$84,437.87	7
2/2021	\$0.00	\$3,000.00	\$0.00	\$3,000.00	\$0.00	\$75,821.92	\$0.00	\$78,821.92	
3/2022	\$0.00	\$22,401.01	\$0.00	\$22,401.01	\$0.00	\$77,626.93	\$0.00	\$100,027.94	-7
3/2021	\$0.00	\$3,577.00	\$0.00	\$3,577.00	\$0.00	\$104,083.71	\$0.00	\$107,660.71	
4/2022	\$400.00	\$13,852.00	\$-2,890.00	\$14,252.00	\$0.00	\$138,428.68	\$-2,890.00	\$152,680.68	2
4/2021	\$300.00	\$65,695.00	\$-280.00	\$65,995.00	\$0.00	\$84,210.49	\$-280.00	\$150,205.49	
5/2022	\$0.00	\$0.00	\$0.00	\$0.00	\$0.00	\$124,744.37	\$0.00	\$124,744.37	7
5/2021	\$0.00	\$7,130.00	\$0.00	\$7,130.00	\$0.00	\$109,717.83	\$0.00	\$116,847.83	
6/2022	\$0.00	\$368.13	\$0.00	\$368.13	\$0.00	\$83,617.03	\$0.00	\$83,985.16	-28
6/2021	\$0.00	\$32,346.57	\$-50.19	\$32,346.57	\$0.00	\$83,541.87	\$-50.19	\$115,888.44	
7/2022	\$0.00	\$0.14	\$0.00	\$0.14	\$0.00	\$97,041.97	\$0.00	\$97,042.11	17
7/2021	\$0.00	\$0.00	\$0.00	\$0.00	\$0.00	\$82,812.72	\$0.00	\$82,812.72	
8/2022	\$0.00	\$642.01	\$-7,055.53	\$642.01	\$0.00	\$81,350.46	\$-7,055.53	\$81,992.47	4
8/2021	\$0.00	\$4,329.90	\$0.00	\$4,329.90	\$0.00	\$74,362.72	\$0.00	\$78,692.62	
**2022	\$400.00	\$45,397.30	\$-9,945.53	\$45,797.30	\$0.00	\$774,389.81	\$-9,945.53	\$820,187.11	-2
**2021	\$300.00	\$116,278.47	\$-330.19	\$116,578.47	\$0.00	\$716,667.09	\$-330.19	\$833,245.56	

*** End Of Report ***

RECORD OF PROCEEDINGS

Minutes of the Kenwood Southwest Joint Economic Development Zone Meeting Sycamore Township, Hamilton County, Ohio

June 7, 2022

The meeting was called to order at 4:00 p.m. Present for the meeting were Tom Weidman, Tracy Schwegmann, Tom James, Scot Lahrmer, Tom Muething, Bob Rosen, Jenny West, Tracy Kellums, and Skylor Miller.

Approval of Minutes March 1, 2022:

The minutes from the March 1, 2022 meeting were presented for approval. A motion was made by Mr. Muething, seconded by Mr. Lahrmer, to approve these minutes. Mr. Kellums called roll. Vote: Muething: Aye; Schwegmann: Aye; James: Aye; Weidman: Aye; Lahrmer: Aye

District Update:

Jenny West, the Tax Administrator for Amberley Village, reported the Southwest JEDZ is on track to meet its budgeted goal of \$1,050,000.00. She attributed that to payroll tax withholding noting the financial services industry is doing well.

Mr. Muething noted this is the largest quarter ever.

Date of Next Meeting:

The next meeting will take place Tuesday, September 6, 2022 at 4:15 p.m.

Mr. James made a motion to adjourn, seconded by Mr. Muething. All voted yes.

The meeting adjourned at 4:08 p.m.

Tom Muething, Secretary
Record of Proceedings 06/07/2022

SYCAMORE TOWNSHIP SOUTHWEST JEDZ SUMMARY 2022

GROSS TAX COLLECTIONS-Q 2 2022		213,293.58
LESS:		
2% COLLECTION FEE TO AMBERLEY VILLAGE		4,265.87
2% REFUND ALLOWANCE		4,265.87
1% ADMINISTRATION ALLOWANCE (Limited)		-
		-
	NET COLLECTIONS	204,761.84
INTEREST INCOME/ FEE REFUNDS	0.00	
LESS: BANK FEES	206.20	(206.20)
NET DISTRIBUTABLE INCOME		204,555.64
TOWNSHIP DISTRIBUTION 90%		184,100.07
AMBERLEY VILLAGE DISTRIBUTION 10%		20,455.56
BALANCE		-

SYCAMORE TOWNSHIP

QUARTER	<u>2014</u>	<u>2015</u>	<u>2016</u>	<u>2017</u>	<u>2018</u>	<u>2019</u>	<u>2020</u>	<u>2021</u>	<u>2022</u>
1	\$196,854.93	\$292,996.44	\$279,824.20	\$249,998.90	\$298,586.18	\$293,047.35	\$262,730.10	\$280,624.91	\$347,292.03
2	\$155,803.43	\$197,580.47	\$169,094.99	\$247,716.44	\$220,238.42	\$188,279.31	\$193,956.00	\$229,166.35	\$184,100.07
3	\$206,376.55	\$210,717.81	\$176,794.18	\$203,198.47	\$225,008.77	\$185,120.29	\$184,026.90	\$215,891.79	
4	\$186,494.08	\$189,044.92	\$189,998.95	\$199,910.60	\$235,373.19	\$185,707.63	\$211,788.00	\$198,202.17	
Tax Year Total	\$745,528.99	\$890,339.64	\$815,712.32	\$900,824.41	\$979,206.56	\$852,154.58	\$852,501.00	\$923,885.22	
Calendar Yr Total	\$681,984.09	\$887,788.80	\$814,758.29	\$890,912.76	\$943,743.97	\$901,820.14	\$826,420.63	\$937,471.05	\$729,594.27

AMBERLEY VILLAGE

QUARTER	<u>2014</u>	<u>2015</u>	<u>2016</u>	<u>2017</u>	<u>2018</u>	<u>2019</u>	<u>2020</u>	<u>2021</u>	
1	\$21,872.77	\$32,555.16	\$31,091.58	\$27,777.65	\$33,176.24	\$32,560.82	\$29,192.23	\$31,180.55	\$38,588.00
2	\$17,311.49	\$21,953.39	\$18,788.33	\$27,524.05	\$24,470.94	\$20,919.92	\$21,550.67	\$30,771.07	\$20,455.56
3	\$22,930.73	\$23,413.09	\$19,643.80	\$22,577.61	\$25,000.97	\$20,568.92	\$20,447.43	\$23,987.98	
4	\$20,721.56	\$21,004.99	\$21,110.99	\$22,212.29	\$26,152.58	\$20,634.18	\$23,532.00	\$22,022.46	
Tax Year Total	\$82,836.55	\$98,926.63	\$90,634.70	\$100,091.60	\$108,800.73	\$94,683.84	\$94,722.33	\$107,962.06	
Calendar Yr Total	\$75,776.01	\$98,643.20	\$90,528.70	\$98,990.30	\$104,860.44	\$100,202.24	\$91,824.51	\$109,471.60	\$81,066.02

Distributions are listed in columns by tax year.

Calendar year totals are calculated by using the 4th quarter of the previous year plus the first 3 quarters of the current year.

RECORD OF PROCEEDINGS

Minutes of the Kenwood East Joint Economic Development Zone Meeting Sycamore Township, Hamilton County, Ohio

June 7, 2022

The meeting was called to order at 4:18 p.m. Present for the meeting were Tom Weidman, Tracy Schwegmann, Tom James, Ken Born, Rick Staubach, Tracy Kellums, and Skylor Miller. Tom Moeller was absent.

Approval of Minutes March 1, 2022:

The minutes from the March 1, 2022 meeting were presented for approval. A motion was made by Mr. Born, seconded by Mr. James, to approve these minutes. Mr. Kellums called roll. Vote: Staubach: Aye; Schwegmann: Aye; Weidman: Aye; James: Aye; Born: Aye

District Update:

Mr. Kellums reported collections for the East JEDZ in April, 2022 were \$312,527.53 which is considerably higher than this month last year. He reported collections year to date are 1.4% higher than last year at this time.

Date of Next Meeting:

The next meeting will take place Tuesday, September 6, 2022 at 4:30 p.m.

Mr. James made a motion to adjourn, seconded by Mr. Born. All voted yes.

The meeting adjourned at 4:22 p.m.

Rick Staubach, Secretary

Record of Proceedings 06/07/2022

EAST
SYCAMORE TOWNSHIP JEDZ
MONTHLY DISTRIBUTION SCHEDULE
JUNE 2022 COLLECTIONS

	MONTHLY Collections	YTD Collections	Prior Year Monthly Collections	PRIOR YTD Collections
GROSS TAX COLECTIONS	219,370.43	1,417,864.82	189,630.31	1,408,787.38
LESS:				
2% COLLECTION FEE TO CITY OF MADEIRA	4,387.41	28,357.30	3,792.61	28,175.74
2% REFUND ALLOWANCE ** See below	14,387.41	68,357.30	3,792.61	28,175.74
1% ADMINSTRATION ALLOWANCE	0.00	2,000.00	0.00	1,600.00
NET COLLECTIONS	200,595.61	1,319,150.22	182,045.09	1,350,835.90
INTEREST INCOME/ FEE REFUNDS				
LESS: BANK FEES	(142.65)	(823.95)	(101.70)	(546.35)
NET DISTRIBUTABLE INCOME	200,452.96	1,318,326.27	181,943.39	1,350,289.55
TOWNSHIP DISTRIBUTION 90%	180,407.66	1,186,493.64	163,749.05	1,215,260.59
CITY OF MADEIRA DISTRIBUTION 10%	20,045.30	131,832.63	18,194.34	135,028.96
BALANCE	0.00	0.00	0.00	0.00

Refund General Ledger Balance: 32,828.17

Administrative General Ledger Balance: 7,504.66

** - Additional \$10,000 to cover refunds

Updated 07.05.22

EAST
SYCAMORE TOWNSHIP JEDZ
MONTHLY DISTRIBUTION SCHEDULE
JULY 2022 COLLECTIONS

	MONTHLY Collections	YTD Collections	Prior Year Monthly Collections	PRIOR YTD Collections
GROSS TAX COLECTIONS	170,040.18	1,587,905.00	151,974.30	1,560,761.68
LESS:				
2% COLLECTION FEE TO CITY OF MADEIRA	3,400.80	31,758.10	3,039.49	31,215.23
2% REFUND ALLOWANCE ** See below	13,400.80	81,758.10	3,039.49	31,215.23
1% ADMINSTRATION ALLOWANCE	11.98	2,011.98	0.00	1,600.00
NET COLLECTIONS	153,226.60	1,472,376.82	145,895.32	1,496,731.22
INTEREST INCOME/ FEE REFUNDS				
LESS: BANK FEES	(138.25)	(962.20)	(102.40)	(648.75)
NET DISTRIBUTABLE INCOME	153,088.35	1,471,414.62	145,792.92	1,496,082.47
TOWNSHIP DISTRIBUTION 90%	137,779.52	1,324,273.16	131,213.63	1,346,474.22
CITY OF MADEIRA DISTRIBUTION 10%	15,308.83	147,141.46	14,579.29	149,608.25
BALANCE	0.00	0.00	0.00	0.00

Refund General Ledger Balance: 42,830.89

Administrative General Ledger Balance: 7,488.02

** - Additional \$10,000 to cover refunds

Updated 08.01.22

RECORD OF PROCEEDINGS

Minutes of the Kenwood Central Joint Economic Development Zone Meeting Sycamore Township, Hamilton County, Ohio

June 7, 2022

The meeting was called to order at 4:22 p.m. Present for the meeting were Tom Weidman, Tracy Schwegmann, Tom James, Ken Born, Rick Staubach, Tracy Kellums and Skylor Miller. Tom Moeller was absent.

Approval of Minutes March 1, 2022:

The minutes from the March 1, 2022 meeting were presented for approval. A motion was made by Mr. Born, seconded by Mr. James, to approve these minutes. Mr. Kellums called roll. Vote: Staubach: Aye; Schwegmann: Aye; Weidman: Aye; James: Aye; Born: Aye

District Update:

Mr. Kellums reported the Central JEDZ did very well with monthly collections of \$411,389.96 in April which is up considerably from last year. He said the first quarter of 2022 is up 29% over the first quarter in 2021.

Mr. Weidman said the Kenwood Towne Center is full and the manager says their numbers are huge. There was a discussion about business at the mall.

Mr. Kellums noted the JEDZ districts overall are up 12% over this time

Date of Next Meeting:

The next meeting will take place Tuesday, September 6, 2022 immediately following the JEDZ East meeting.

Mr. James made a motion to adjourn, seconded by Mr. Born. All voted yes.

The meeting adjourned at 4:25 p.m.

Rick Staubach, Secretary

Record of Proceedings 06/07/2022

CENTRAL
SYCAMORE TOWNSHIP JEDZ
MONTHLY DISTRIBUTION SCHEDULE
JUNE 2022 COLLECTIONS

	MONTHLY Collections	YTD Collections	Prior Year Monthly Collections	PRIOR YTD Collections
GROSS TAX COLLECTIONS	300,855.42	1,791,301.29	239,080.34	1,322,254.51
LESS:				
2% COLLECTION FEE TO CITY OF MADEIRA	6,017.11	35,826.02	4,781.61	26,445.09
2% REFUND ALLOWANCE	6,017.11	35,826.02	4,781.61	26,445.09
1% ADMINISTRATION ALLOWANCE	0.00	2,000.00	0.00	1,600.00
NET COLLECTIONS	288,821.20	1,717,649.25	229,517.12	1,267,764.33
INTEREST INCOME/ FEE REFUNDS				
LESS: BANK FEES	106.75	(106.75)	(68.80)	(402.25)
NET DISTRIBUTABLE INCOME	288,714.45	1,717,073.80	229,448.32	1,267,362.08
TOWNSHIP DISTRIBUTION 90%	259,843.01	1,545,366.43	206,503.49	1,140,625.88
CITY OF MADEIRA DISTRIBUTION 10%	28,871.44	171,707.37	22,944.83	126,736.20
BALANCE	0.00	0.00	0.00	0.00
Refund General Ledger Balance:	118,273.02			
Administrative General Ledger Balance:	7,504.65			

Updated: 07.05.22

**CENTRAL
SYCAMORE TOWNSHIP JEDZ
MONTHLY DISTRIBUTION SCHEDULE
JULY 2022 COLLECTIONS**

	MONTHLY Collections	YTD Collections	Prior Year Monthly Collections	PRIOR YTD Collections
GROSS TAX COLECTIONS	191,278.23	1,982,579.52	178,655.01	1,500,909.52
LESS:				
2% COLLECTION FEE TO CITY OF MADEIRA	3,825.56	39,651.58	3,573.10	30,018.19
2% REFUND ALLOWANCE	3,825.56	39,651.58	3,573.10	30,018.19
1% ADMINSTRATION ALLOWANCE	11.98	2,011.98	0.00	1,600.00
NET COLLECTIONS	183,615.13	1,901,264.38	171,508.81	1,439,273.14
INTEREST INCOME/ FEE REFUNDS				
LESS: BANK FEES	(117.00)	(692.45)	(65.65)	(467.90)
NET DISTRIBUTABLE INCOME	183,498.13	1,900,571.93	171,443.16	1,438,805.24
TOWNSHIP DISTRIBUTION 90%	165,148.32	1,710,514.75	154,298.84	1,294,924.72
CITY OF MADEIRA DISTRIBUTION 10%	18,349.81	190,057.18	17,144.32	143,880.52
BALANCE	0.00	0.00	0.00	0.00
Refund General Ledger Balance:		132,162.14		
Administrative General Ledger Balance:		7,488.02		

Updated: 08.01.22