

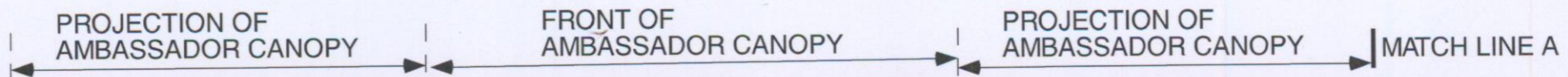


NORTH ELEVATION - (2) AWNINGS ON FRONT OF BUILDING

MATCH LINE A



PARTIAL WEST ELEVATION



PARTIAL WEST ELEVATION - ENTRANCE CANOPY

North elev 24 sq ft x 2 = 48 sq ft  
 West elev 24 sq ft  
 Total sq footage = 72 sq ft

SYCAMORE TOWNSHIP  
 PLANNING & ZONING  
 MAR 28 2016  
 RECEIVED