



MAJOR MODIFICATION TO PUD SUBMISSION

Building Elevations, Plaza Plans, & Tenant Signage

Site Graphics & Vehicular Wayfinding



May 27, 2015



Reztark Design Studio | 513-233-3333 | www.reztark.com | 308 E. 8th Street, Suite 400, Cincinnati, OH 45202

MAJOR MODIFICATION TO PUD SUBMISSION

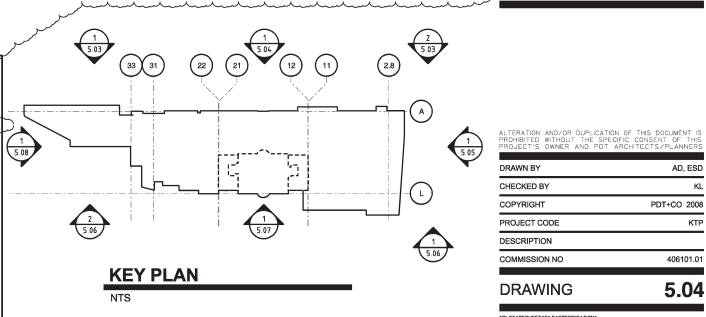
Building Elevations, Plaza Plans, & Tenant Signage

[illegible]

ENLARGED PARTIAL WEST ELEVATION
 1/8" = 1'-0"
 TAKEN FROM 1/5.01

TENANT SCHEDULE OF MATERIALS

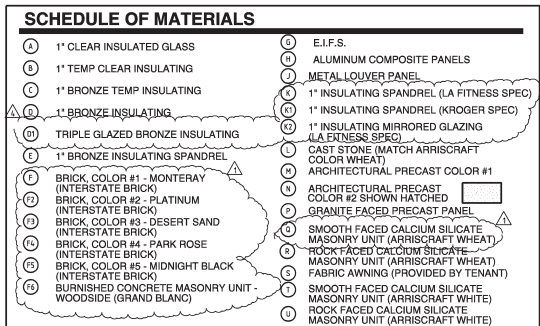
A1	WHITE ALUMINUM COMPOSITE METAL PANEL	A6	SILVER BIRCH UTILITY BRICK MANUF. GLENGERY BRICK	A9	ALUMINUM FRAME AWNING AND SUNBELLA FABRIC BY TENANT	B1	TRESPA METEON - GLOSS CARMINÉ RED
A2	CURTAIN WALL GLAZING SYSTEM (CLEAR INSULATED GLAZING)	A7	EIFS FACADE - TO MATCH SHERWIN WILLIAMS #7036 "ACCESSIBLE BEIGE"	A10	ROCKED FACE CALCIUM SILICATE MASONRY UNITS (COLOR TO BE SELECTED BY TENANT)	B2	TRESPA METEON - SATIN METALLIC BRONZE
A3	WHITE BREAK METAL COPING	A8	EIFS CORNICE - TO MATCH SHERWIN WILLIAMS #7018 "DOVETAIL"	A11	SMOOTH FACE CALCIUM SILICATE MASONRY UNITS (COLOR TO BE SELECTED BY TENANT)	B3	SHOULDICE - FUSION STONE - PEARL WHITE - TAPESTRY
A4	CURTAIN WALL GLAZING SYSTEM (INSULATED SPANDREL GLASS)	A12	EXTERIOR SIGNAGE AND WOOD ENTRY SURROUND SHERWIN WILLIAMS - #7048 "URBANE BRONZE"	A13	ALUMINUM STOREFRONT SYSTEM KAWNEER - DARK BRONZE	B4	1" CLEAR INSULATING GLASS IN KAWNEER LIGHT BRONZE CURTAIN WALL
A5	METAL SCREEN / LOUVER PANEL IN FRONT OF CURTAIN WALL	A14	CURTAIN WALL GLAZING SYSTEM (BLUE REFLECTIVE INSUL. GLAZING)	A15	SILVER BRICK MODULAR THIN-BRICK VENEER MANUF. GLENGERY BRICK	B5	1" TEMPT CLEAR INSULATING GLASS IN KAWNEER LIGHT BRONZE CURTAIN WALL
A6	THIN SET BRICK - PARK ROSE	A16	CURTAIN WALL GLAZING SYSTEM (CLEAR INSULATED GLAZING)	A17	SHOULDICE - PEARL WHITE - TAPESTRY	B6	1" MIRROR INSULATING GLASS IN KAWNEER LIGHT BRONZE CURTAIN WALL
A7		A18		A19	TRESPA METEON - SATIN PURE WHITE	B7	EIFS CORNICE - PAINTED (MATCH SHOULDICE COLOR PEARL WHITE)-
A8		A20		A21		B8	1" MIRROR INSULATING SPANDREL GLASS IN KAWNEER LIGHT BRONZE CURTAIN WALL
A9		A22		A23		B9	1" CLEAR INSULATING W-V Kool V-70 FILM ON GLASS IN KAWNEER LIGHT BRONZE CURTAIN WALL
A10		A24		A25		B10	1" CLEAR TEMPTED INSULATING GLASS W-V Kool V-70 FILM ON GLASS MOUNTED IN KAWNEER LIGHT BRONZE CURTAIN WALL



ALTERNATE AND/OR DUPLICATION OF THIS DOCUMENT IS PROHIBITED WITHOUT THE SPECIFIC CONSENT OF THE PROJECT'S OWNER AND POT. ARCHITECTS/PLANNERS	
DRAWN BY	AD, ESD
CHECKED BY	KL
COPYRIGHT	POT+CO 2008
PROJECT CODE	KTP
DESCRIPTION	
COMMISSION NO	406101.01
DRAWING	5.04
MPL OF REQUEST FOR SPECIFICATIONS FL EXPANTION TIME	

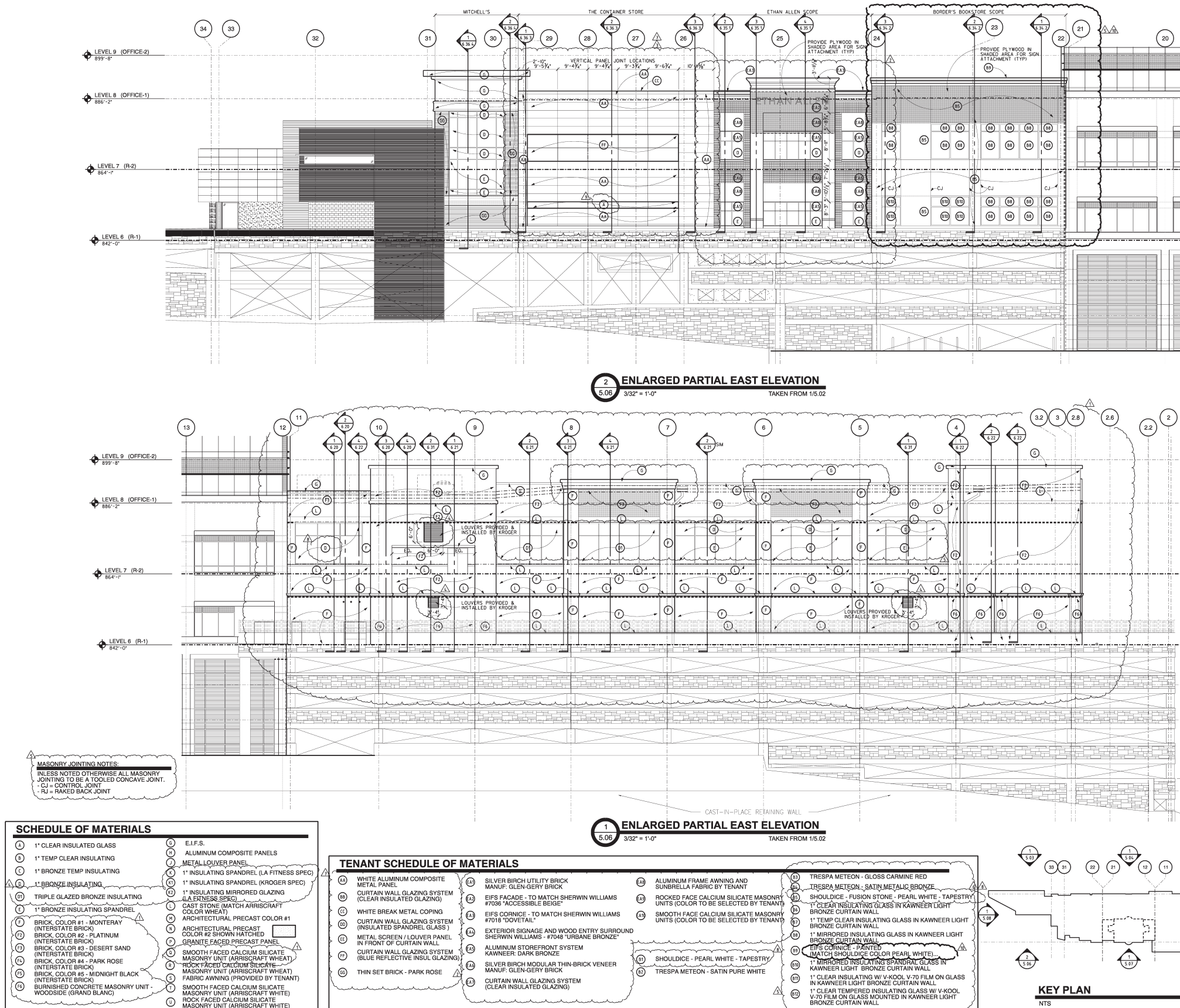
[illegible]

5901 GALBRAITH RD
SYCAMORE TWP, OH



KEY PLAN

NTS



PRELIMINARY ISSUE DATE	04/05/07
ZONING REVIEW	05/22/07
FOUNDATION PERMIT / BID ISSUE	06/17/07
GARAGE SHELL PERMIT ISSUE	06/17/07
PROGRESS SET	06/17/07
BUILDING SHELL PERMIT ISSUE	11/01/07
ADDENDUM #3	01/25/08
PROGRESS SET	03/12/08
BORDERS REVIEW SET	03/26/08
BULLETIN #1 ETHAN ALLEN - BID ISSUE	06/12/08
TENANT REVIEW - THE CONTAINER STORE	04/11/08
ADDENDUM #8	04/14/08
BULLETIN #2 BORDERS	05/06/08
BULLETIN #4 BORDERS CONSTR. ISSUE	06/20/08
BLTN #5 CONTAINER STORE CONSTR. ISSUE	06/25/08
BULLETIN #13 BORDERS COMMENTS	08/13/08
BULLETIN #15	08/13/08
BULLETIN #21 BORDERS COMMENTS	10/03/08

KENWOOD
TOWNE
PLACE

5901 GALBRAITH RD
SYCAMORE TWP, OH




architecture

PDT
planning
interior design

513-891-4800
513-891-4050 fax

www.pdtarchitects.com

ALLOCATION AND/OR DUPLICATION OF THIS DOCUMENT IS PROHIBITED WITHOUT THE EXPRESS CONSENT OF THE PROJECT'S OWNER AND NOT ARCHITECTS/PARTNERS	
DRAWN BY	AD, ESD
CHECKED BY	KL
COPYRIGHT	PDT-CD 2008
PROJECT CODE	KTP
DESCRIPTION	ENLARGED PARTIAL EAST ELEVATIONS
COMMISSION NO	408101.01
DRAWING	5.06
REVISIONS/REVISIONS/REVISIONS	



PRELIMINARY ISSUE DATE	04/05/07
ZONING REVIEW	05/22/07
FOUNDATION PERMIT / BID ISSUE	08/17/07
GARAGE SHELL PERMIT ISSUE	08/17/07
PROGRESS SET	08/17/07
BUILDING SHELL PERMIT ISSUE	11/01/07
ADDENDUM #3	01/25/08
BIDDING REVIEW SET	02/26/08
ADDENDUM #5	04/14/08
BULLETIN #11	07/23/08
BULLETIN #12	08/07/08

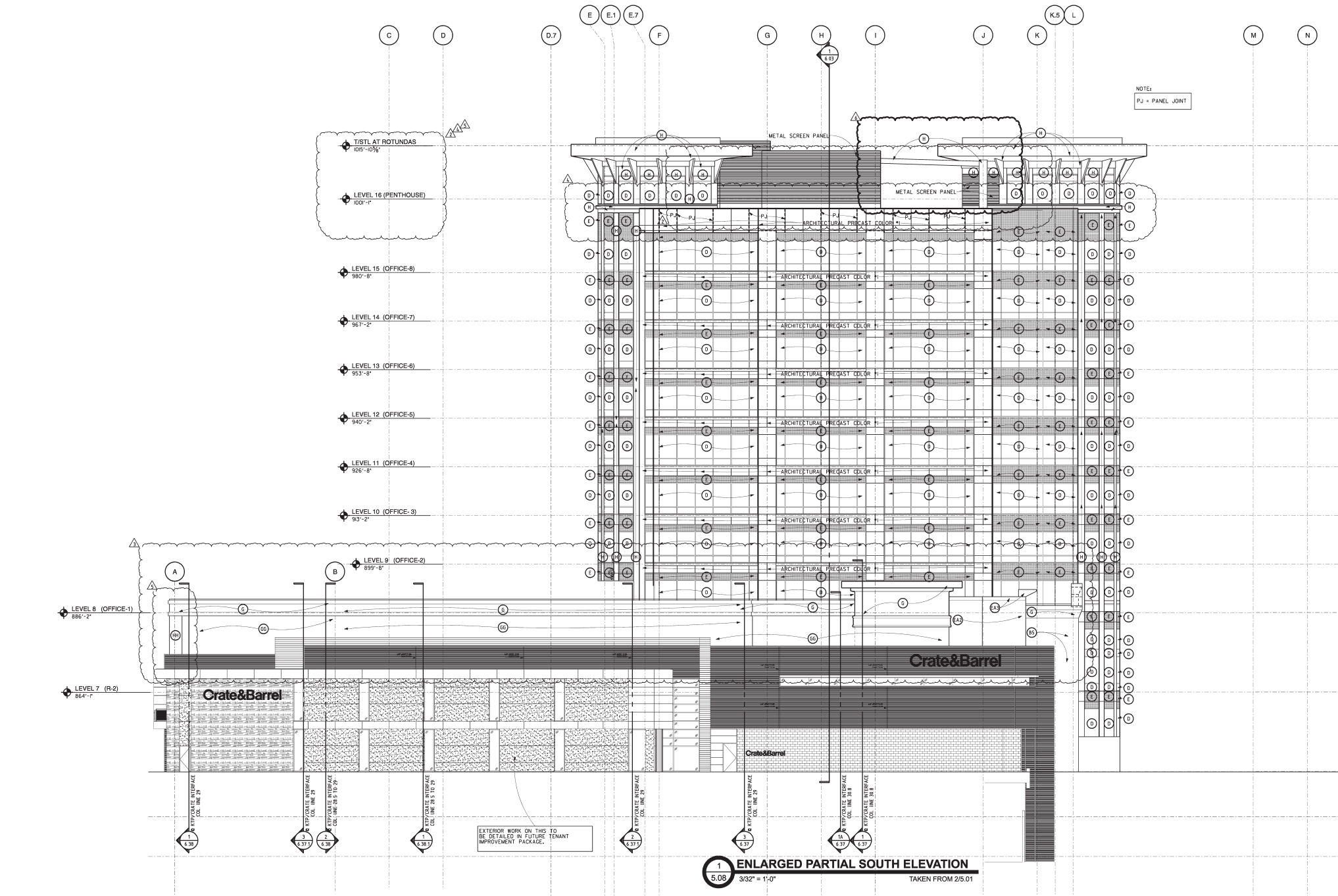
KENWOOD TOWNE PLACE

5901 GALBRAITH RD
SYCAMORE TWP, OH



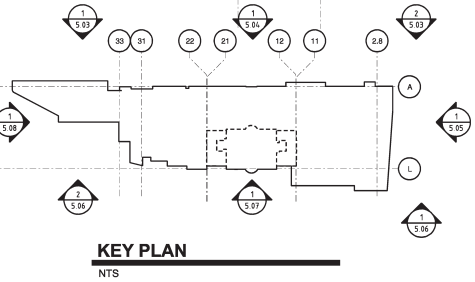
architecture
PDT
planning
interior design
513-891-4800
513-891-4030 fax
www.pdtarchitects.com

DRAWING 5.07	
DESCRIPTION	
COMMISSION NO 408101.01	
PROJECT CODE KTP	
COPYRIGHT PDT-CD 2008	
CHECKED BY KL	
DRAWN BY AD, ESD	
ALTERATION AND/OR DUPLICATION OF THIS DOCUMENT IS PROHIBITED WITHOUT THE WRITTEN CONSENT OF THE PROJECT'S OWNER AND NOT ARCHITECTS/PLANNERS	



SCHEDULE OF MATERIALS			
(A)	1" CLEAR INSULATED GLASS	(G)	E.I.F.S.
(B)	1" TEMP CLEAR INSULATING	(H)	ALUMINUM COMPOSITE PANELS
(C)	1" BRONZE TEMP INSULATING	(I)	METAL LOUVER PANEL
(D)	1" BRONZE INSULATING	(J)	1" INSULATING SPANDREL (LA FITNESS SPEC)
(E)	TRIPLE GLAZED BRONZE INSULATING	(K)	1" INSULATING SPANDREL (KROGER SPEC)
(F)	1" BRONZE INSULATING SPANDREL	(L)	1" INSULATING MIRROR GLAZING (LA FITNESS SPEC)
(G)	BRICK, COLOR #1 - MONTEREY (INTERSTATE BRICK)	(M)	CAST STONE (MATCH ARRISCRRAFT COLOR WHEAT)
(H)	BRICK, COLOR #2 - PLATINUM (INTERSTATE BRICK)	(N)	ARCHITECTURAL PRECAST COLOR #1
(I)	BRICK, COLOR #3 - DESERT SAND (INTERSTATE BRICK)	(O)	ARCHITECTURAL PRECAST COLOR #2 SHOWN HATCHED
(J)	BRICK, COLOR #4 - PARK ROSE (INTERSTATE BRICK)	(P)	GRANITE FACED PRECAST PANEL
(K)	BRICK, COLOR #5 - MIDNIGHT BLACK (INTERSTATE BRICK)	(Q)	SMOOTH FACED CALCIUM SILICATE MASONRY UNIT (ARRISCRRAFT WHEAT)
(L)	BURNISHED CONCRETE MASONRY UNIT - WOODSIDE (GRAND BLANC)	(R)	SMOOTH FACED CALCIUM SILICATE MASONRY UNIT (ARRISCRRAFT WHEAT)
(M)		(S)	FABRIC AWNING (PROVIDED BY TENANT)
(N)		(T)	SMOOTH FACED CALCIUM SILICATE MASONRY UNIT (ARRISCRRAFT WHITE)
(O)		(U)	ROCK FACED CALCIUM SILICATE MASONRY UNIT (ARRISCRRAFT WHITE)

TENANT SCHEDULE OF MATERIALS			
(A)	WHITE ALUMINUM COMPOSITE METAL PANEL	(I)	SILVER BIRCH UTILITY BRICK MANUF: GLEN-GERY BRICK
(B)	CURTAIN WALL GLAZING SYSTEM (CLEAR INSULATED GLAZING)	(J)	E.I.F.S. FACADE - TO MATCH SHERWIN WILLIAMS #7036 "ACCESSIBLE BEIGE"
(C)	WHITE BREAK METAL COPING	(K)	E.I.F.S. CORNICE - TO MATCH SHERWIN WILLIAMS #7018 "DOVETAIL"
(D)	CURTAIN WALL GLAZING SYSTEM (INSULATED SPANDREL GLASS)	(L)	EXTERIOR SIGNAGE AND WOOD ENTRY SURROUND SHERWIN WILLIAMS - #7046 "URBANE BRONZE"
(E)	METAL SCREEN / LOUVER PANEL IN FRONT OF CURTAIN WALL	(M)	ALUMINUM STOREFRONT SYSTEM KAWNEER: DARK BRONZE
(F)	CURTAIN WALL GLAZING SYSTEM (BLUE REFLECTIVE INSUL GLAZING)	(N)	SILVER BIRCH MODULAR THIN-BRICK VENEER MANUF: GLEN-GERY BRICK
(G)	THIN SET BRICK - PARK ROSE	(O)	CURTAIN WALL GLAZING SYSTEM (CLEAR INSULATED GLAZING)
(H)	THIN SET BRICK - DESERT SAND	(P)	ALUMINUM FRAME AWNING AND SUNBRELLA FABRIC BY TENANT
(I)		(Q)	ROCKED FACE CALCIUM SILICATE MASONRY UNITS (COLOR TO BE SELECTED BY TENANT)
(J)		(R)	SMOOTH FACE CALCIUM SILICATE MASONRY UNITS (COLOR TO BE SELECTED BY TENANT)
(K)		(S)	SHOULDICE - PEARL WHITE - TAPESTRY
(L)		(T)	TRESPA METEON - SATIN PURE WHITE
(M)		(U)	TRESPA METEON - GLOSS CARMINE RED
(N)		(V)	TRESPA METEON - SATIN METALIC BRONZE
(O)		(W)	SHOULDICE - FUSION STONE - PEARL WHITE - TAPESTRY
(P)		(X)	1" CLEAR INSULATING GLASS IN KAWNEER LIGHT BRONZE CURTAIN WALL
(Q)		(Y)	1" TEMP CLEAR INSULATING GLASS IN KAWNEER LIGHT BRONZE CURTAIN WALL
(R)		(Z)	1" MIRROR INSULATING GLASS IN KAWNEER LIGHT BRONZE CURTAIN WALL
(S)		(AA)	E.I.F.S. CORNICE - PAINTED (MATCH SHOULDICE COLOR PEARL WHITE)...
(T)		(AB)	1" MIRROR INSULATING SPANDREL GLASS IN KAWNEER LIGHT BRONZE CURTAIN WALL
(U)		(AC)	1" CLEAR INSULATING W/ V-KOOL V-70 FILM ON GLASS IN KAWNEER LIGHT BRONZE CURTAIN WALL
(V)		(AD)	1" CLEAR TEMPERED INSULATING GLASS W/ V-KOOL V-70 FILM ON GLASS MOUNTED IN KAWNEER LIGHT BRONZE CURTAIN WALL



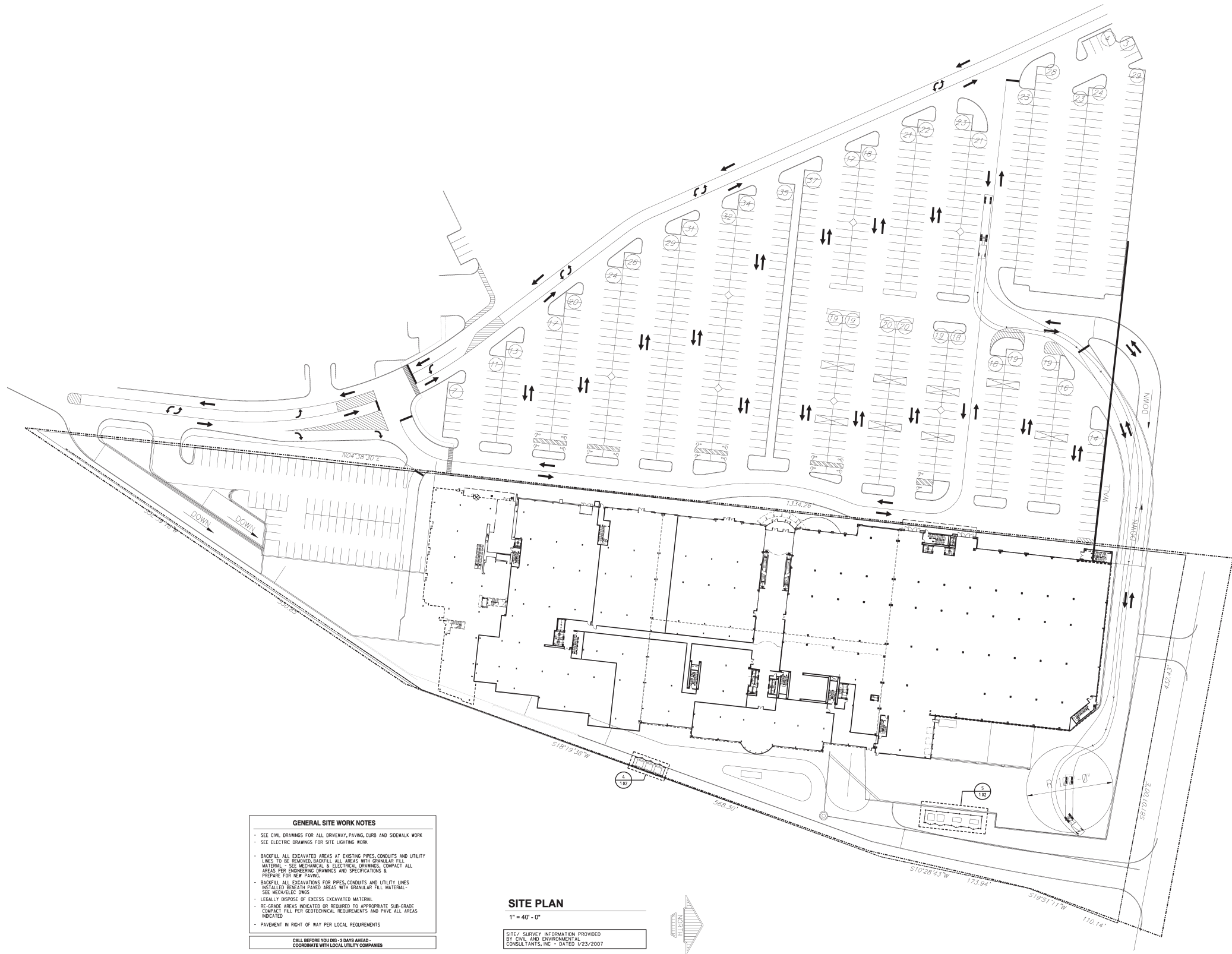
PRELIMINARY ISSUE DATE	04/25/07
ZONING REVIEW	06/22/07
FOUNDATION PERMIT / BID ISSUE	08/17/07
GARAGE SHELL PERMIT ISSUE	11/01/07
BUILDING SHELL PERMIT ISSUE	01/25/08
ADDENDUM #1	04/14/08
ADDENDUM #2	06/11/08
TENANT REVIEW - THE CONTAINER STORE	06/28/08
BULN #6 CONTAINER STORE CONSTR ISSUE	07/23/08
BULLETIN #11	10/22/08
BULLETIN #20	11/18/08
BULLETIN #25	

KENWOOD
TOWNE
PLACE
5901 GALBRAITH RD
SYCAMORE TWP, OH



architecture
PDT
planning
interior design
513-891-4800
513-891-4030 fax
www.pdtarchitects.com

DRAWING 5.08	
COMMISSION NO 408101.01	
PROJECT CODE KTP	
COPYRIGHT PDT-CD 2008	
CHECKED BY KL	
DRAWN BY AD, ESD	
ALTERNATION AND/OR REVISION OF THIS DOCUMENT IS PROHIBITED WITHOUT THE EXPRESS CONSENT OF THE PROJECT'S OWNER AND NOT ARCHITECTS/PLANNERS	



GENERAL SITE WORK NOTES

- SEE CIVIL DRAWINGS FOR ALL DRIVEWAY, PAVING, CURB AND SIDEWALK WORK
- SEE ELECTRIC DRAWINGS FOR SITE LIGHTING WORK
- BACKFILL ALL EXCAVATED AREAS AT EXISTING PIPES, CONDUITS AND UTILITY LINES TO BE REMOVED. BACKFILL ALL AREAS WITH GRANULAR FILL MATERIAL - SEE MECHANICAL & ELECTRICAL DRAWINGS. COMPACT ALL AREAS PER ENGINEERING DRAWINGS AND SPECIFICATIONS & PREPARE FOR NEW PAVING.
- BACKFILL ALL EXCAVATIONS FOR PIPES, CONDUITS AND UTILITY LINES INSTALLED BENEATH PAVED AREAS WITH GRANULAR FILL MATERIAL - SEE MECHANICAL & ELECTRICAL
- LEGALLY DISPOSE OF EXCESS EXCAVATED MATERIAL
- RE-GRADE AREAS INDICATED OR REQUIRED TO APPROPRIATE SUB-GRADE COMPACT FILL PER GEOTECHNICAL REQUIREMENTS AND PAVE ALL AREAS INDICATED
- PAVEMENT IN RIGHT OF WAY PER LOCAL REQUIREMENTS

CALL BEFORE YOU DIG - 3 DAYS AHEAD -
COORDINATE WITH LOCAL UTILITY COMPANIES

SITE PLAN
1" = 40' - 0"

SITE / SURVEY INFORMATION PROVIDED
BY CIVIL AND ENVIRONMENTAL
CONSULTANTS, INC. - DATED 1/23/2007

PRELIMINARY ISSUE DATE	04/05/07
ZONING REVIEW	05/22/07
FOUNDATION PERMIT / BID ISSUE	08/17/07
GARAGE SHELL PERMIT ISSUE	08/31/07
PROGRESS SET	1/10/07
BUILDING SHELL PERMIT	

**KENWOOD
TOWNE
PLACE**
5901 GALBRAITH RD
SYCAMORE TWP, OH

Bear Creek Capital
5549 Montgomery Road
Cincinnati, OH 45242
Tel: 513-793-1500

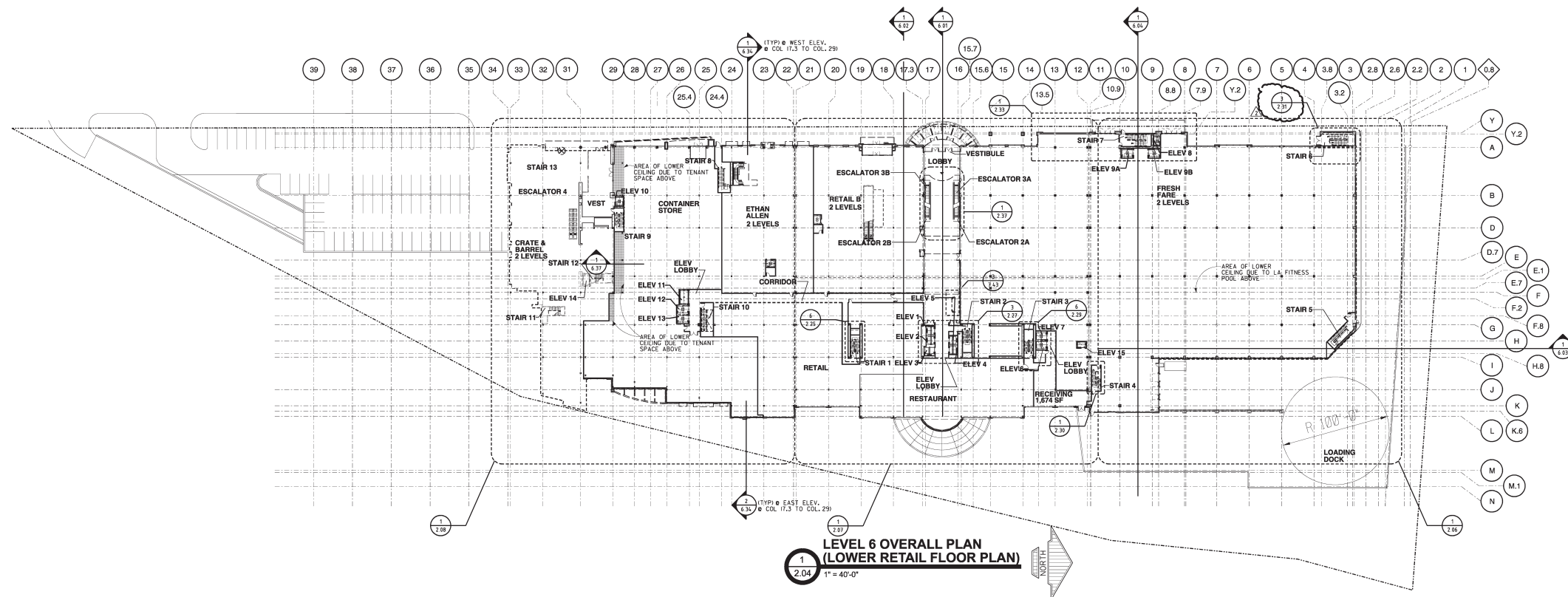
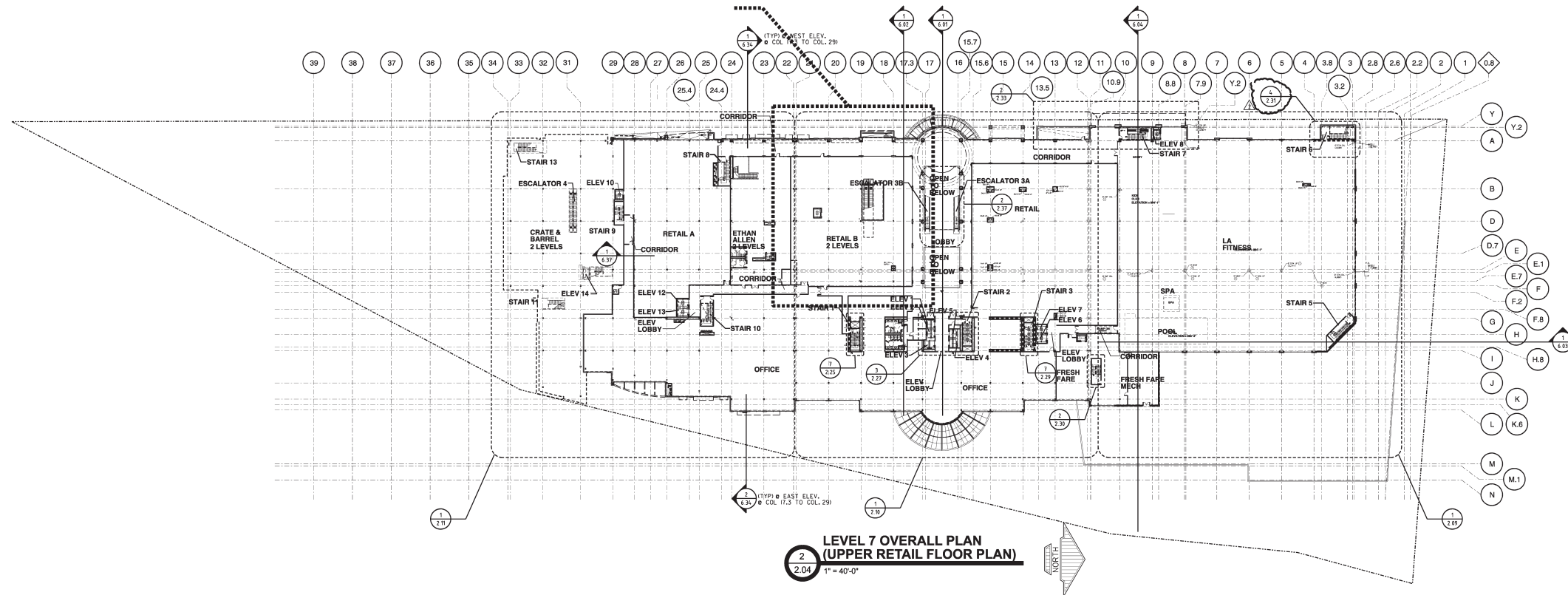
architecture
PDT
planning
interior design
513-891-4800
513-891-4050 fax
www.pdtarchitects.com

KAROL LASKOWSKI
5283
REGISTERED ARCHITECT
STATE OF OHIO

ALTERATION AND/OR DUPLICATION OF THIS DOCUMENT IS
PROHIBITED WITHOUT THE WRITTEN CONSENT OF THE
PROJECT'S OWNER AND NOT ARCHITECTS/PLANNERS

DRAWN BY	ESD/AD
CHECKED BY	KL
COPYRIGHT	PDT-CD 2007
PROJECT CODE	KTP
DESCRIPTION	
COMMISSION NO	408101.01
DRAWING	1.01

W/OTHER CREATIVES/EXPERIMENTATION
FLORIAN/THAT



PRELIMINARY ISSUE DATE	04/05/07
ZONING REVIEW	05/22/07
FOUNDATION PERMIT / BID ISSUE	08/17/07
GARAGE SHELL PERMIT ISSUE	08/17/07
PROGRESS SET	11/01/07
BUILDING SHELL PERMIT ISSUE	12/25/08
ADDENDUM #3	02/28/09
BORDERS REVIEW SET	04/14/08
ADDENDUM #8	05/06/08
BULLETIN #2 BORDERS	05/20/08
BULLETIN #4 BORDERS CONSTR. ISSUE	06/20/08
BLTN #5 CONTAINER STORE CONSTR. ISSUE	06/20/08

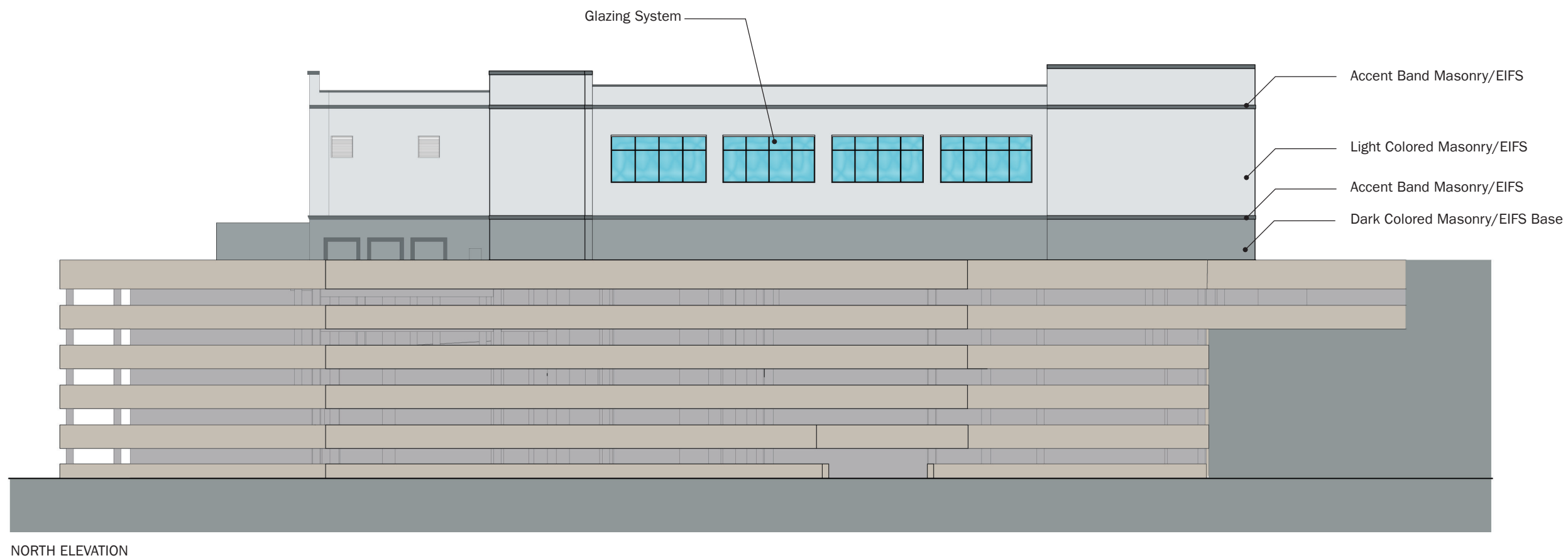
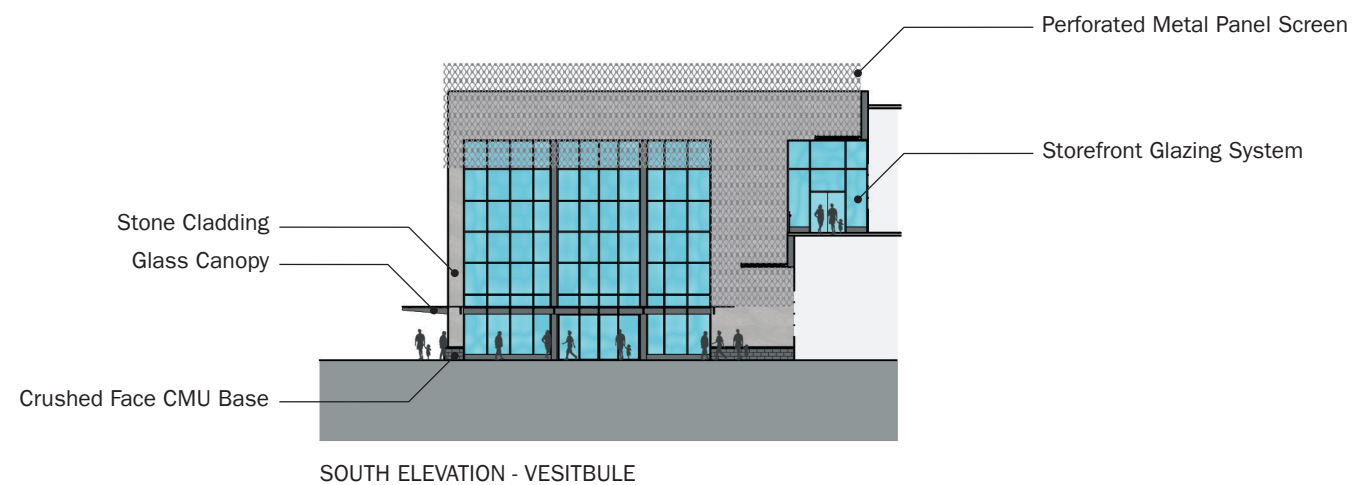
KENWOOD TOWNE PLACE

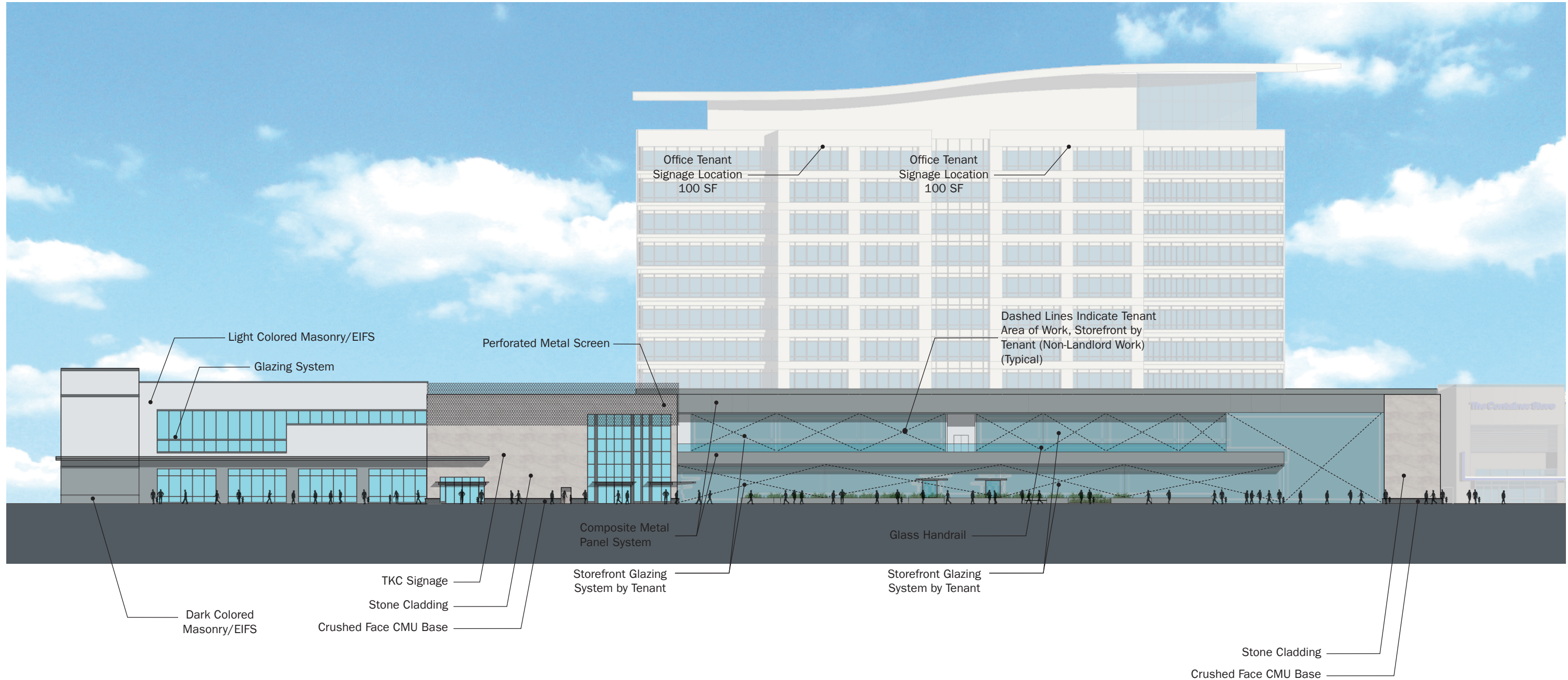
5901 GALBRAITH RD
SYCAMORE TWP, OH




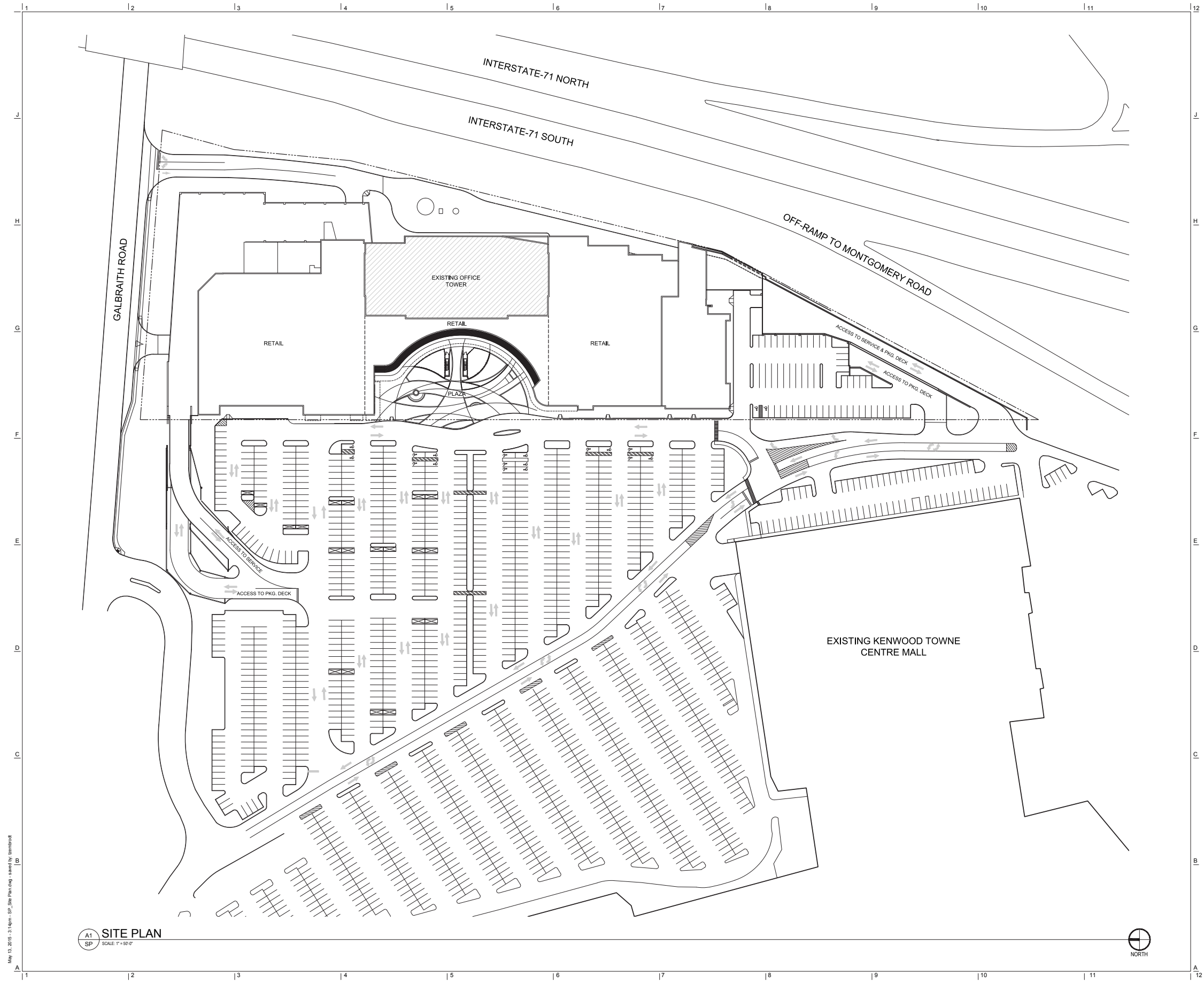
architecture
PDT
planning
interior design
513-891-4800
513-891-4030 fax
www.pdtarchitects.com

ALTERATION AND/OR DUPLICATION OF THIS DOCUMENT IS PROHIBITED WITHOUT THE WRITTEN CONSENT OF THE PROJECT'S OWNER AND ARCHITECTS/PLANNERS	
DRAWN BY	AD, ESD
CHECKED BY	KL
COPYRIGHT	PDT-CD 2008
PROJECT CODE	KTP
DESCRIPTION	OVERALL PLANS
COMMISSION NO.	408101.01
DRAWING	2.04
W/PLANNING/ARCHITECT/ENGINEERING/PLANNING/ARCHITECT/ENGINEERING	









PROJECT
THE KENWOOD COLLECTION

ARCHITECT
reztark design studio
308 E. Eighth Street,
Suite 400
Cincinnati, OH 45202
T 513.233.3333
F 513.233.3434

CONSULTANTS

SEAL

NOT FOR CONSTRUCTION

CLIENT LOGO
PREP
PECO REAL ESTATE PARTNERS

ISSUE:	
SD	01/18/15 SCHEMATIC DESIGN ISSUE
DD	XXXX/15 DESIGN DEVELOPMENT ISSUE

PROJECT NAME: **THE KENWOOD COLLECTION**

PROJECT ADDRESS: 5901 EAST GALBRAITH RD. CINCINNATI, OH 45236

PROJECT NO: 14040-000

DRAWN BY: IMR

CHECKED BY: BJDK

FILE NAME: SP SITE PLAN.DWG

COPYRIGHT: reztark design studio, llc.

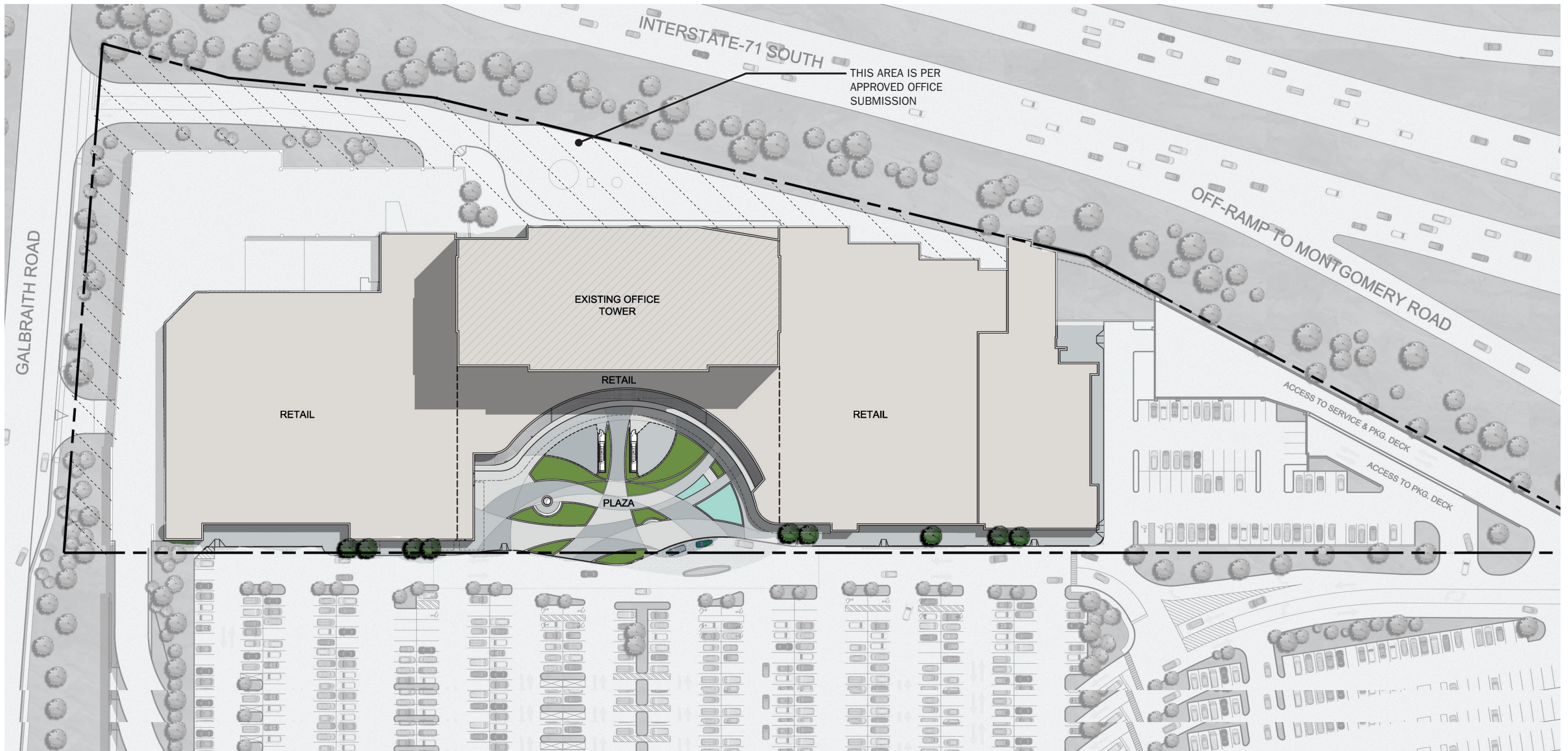
SHEET SIZE: 30" x 42"

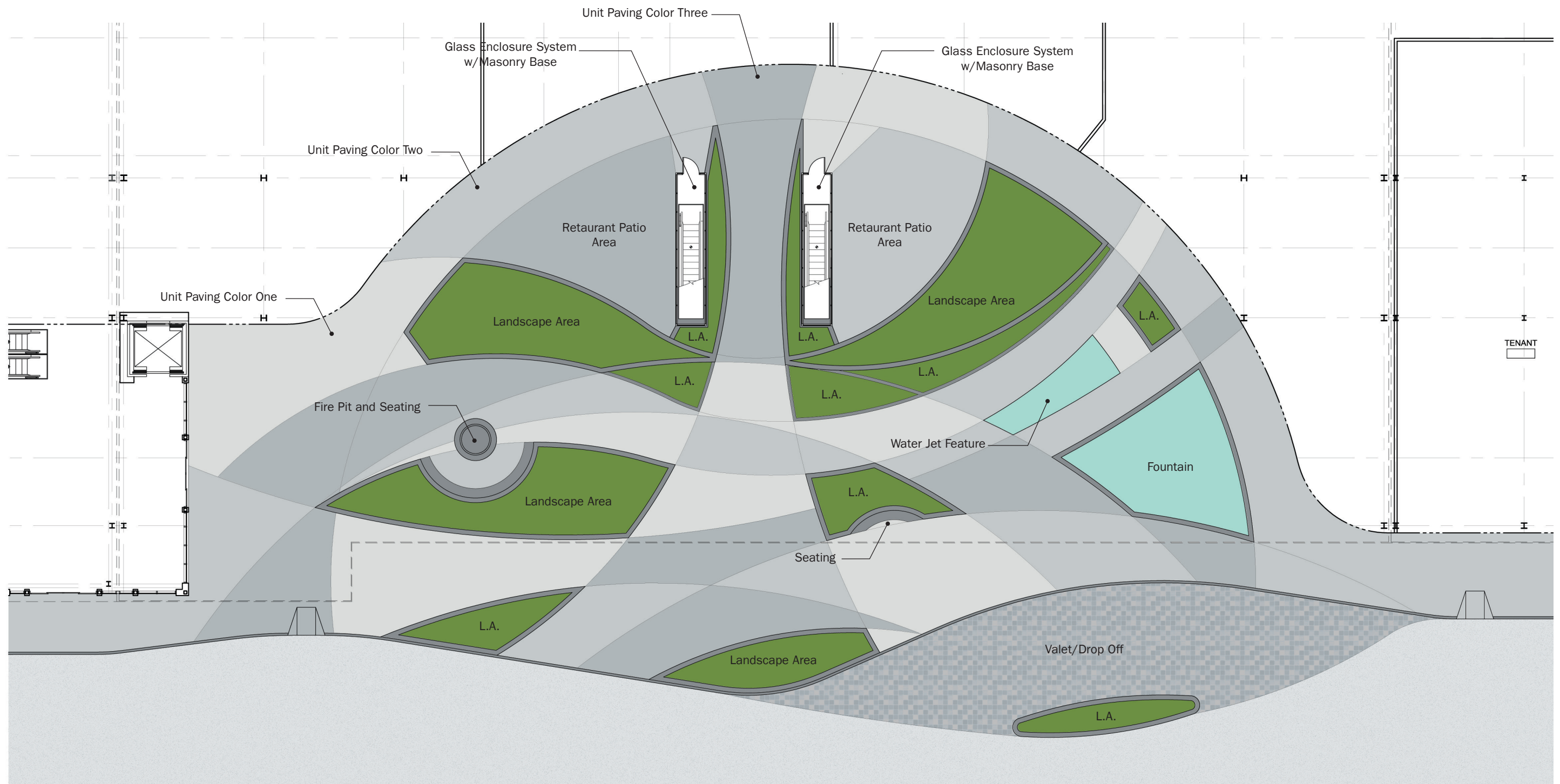
SHEET TITLE & NUMBER

SITE PLAN

SP

SHEET 1 OF 1

















MAJOR MODIFICATION TO PUD SUBMISSION

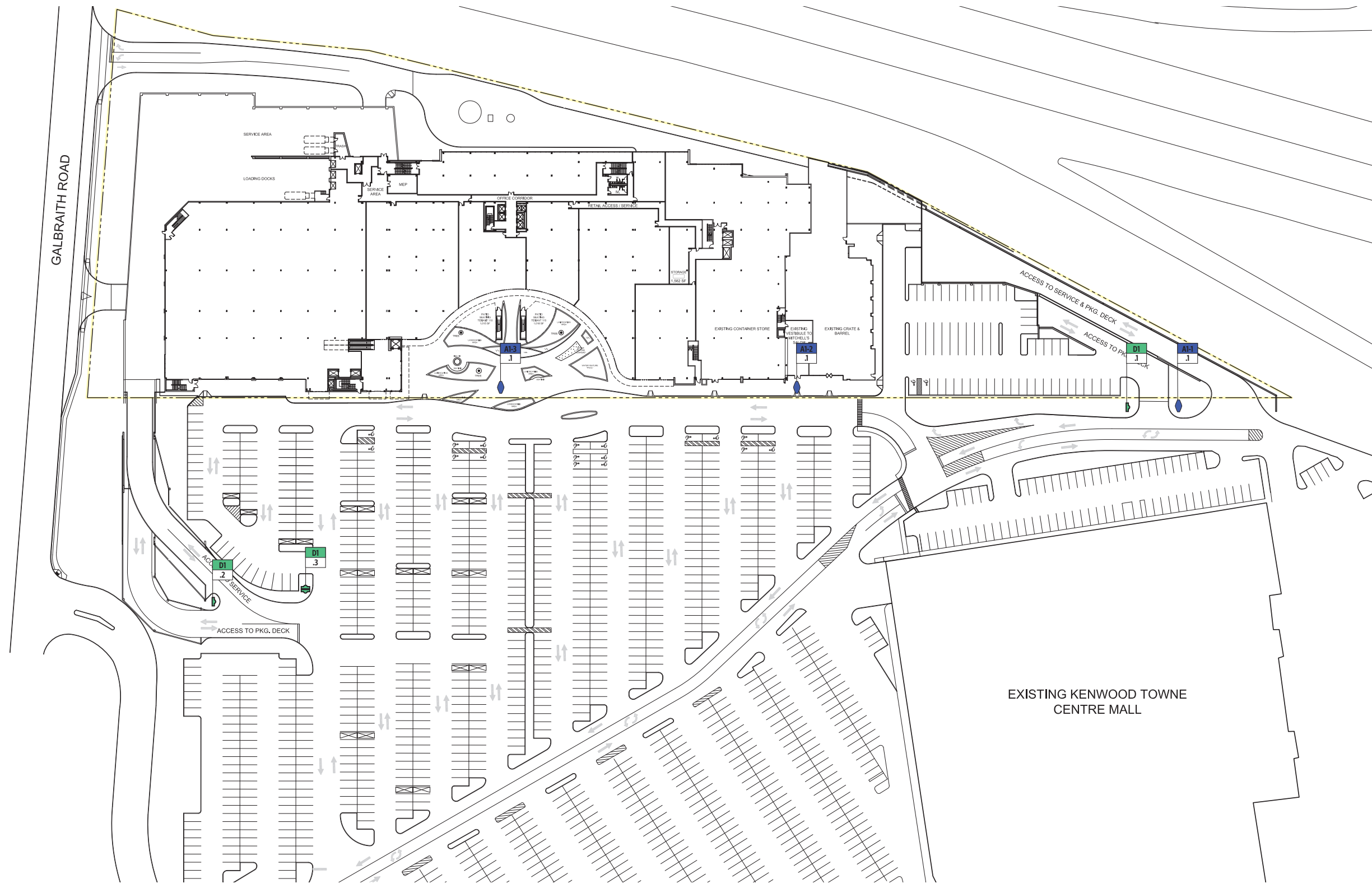
Site Graphics & Vehicular Wayfinding

MASTER SIGN PROGRAM
MAY 27, 2015

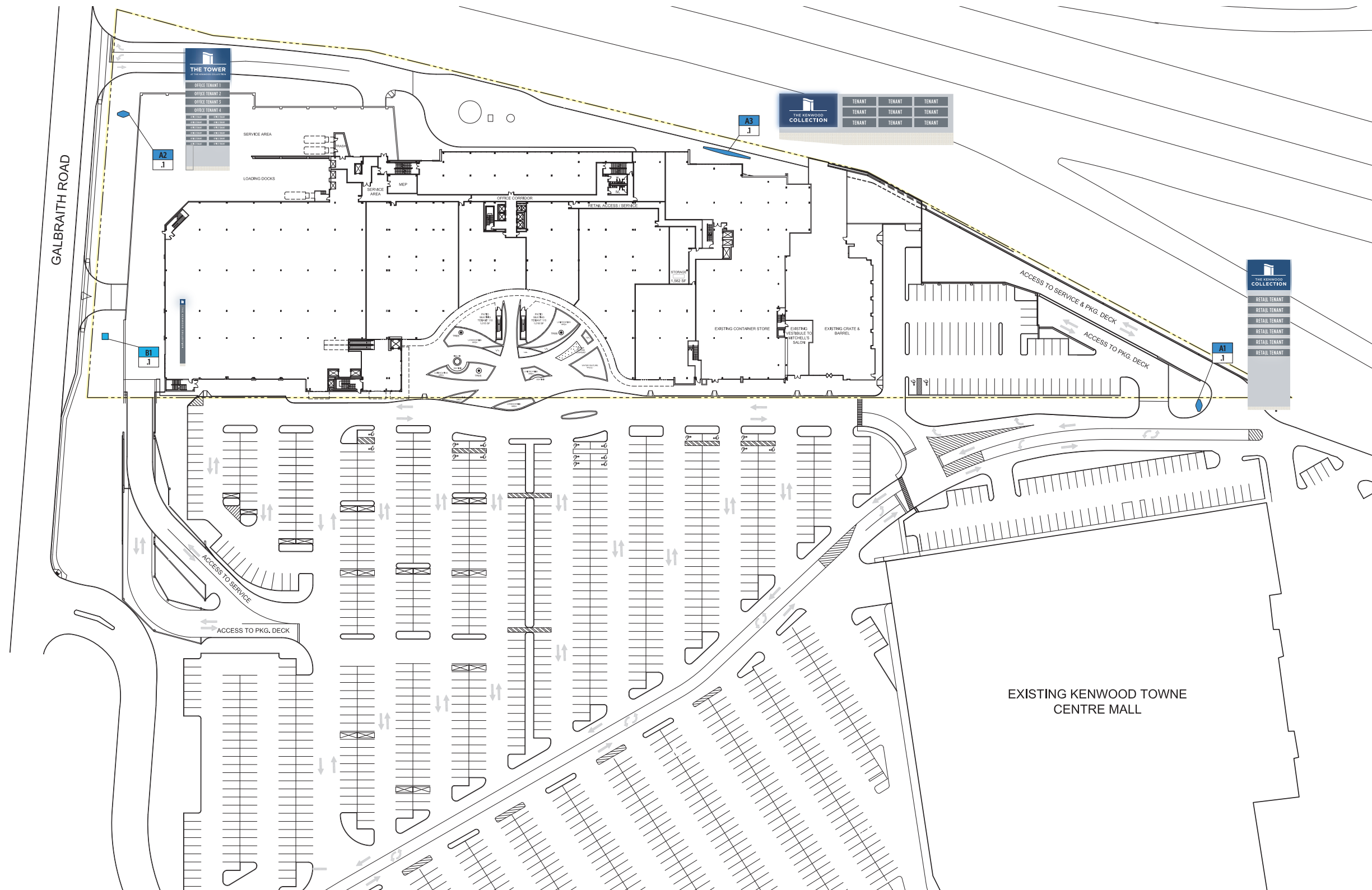
NOTES

- A1-1 Project Monument - Retail
 - A1-2 Project Monument - Retail
 - A1-3 Project Directory - Retail
 - D1 Vehicular Directional Lot
1. All existing signage to be removed.

THESE DRAWINGS ARE FOR THE SOLE PURPOSE OF EXPRESSING VISUAL DESIGN INTENT AND ARE NOT INTENDED FOR CONSTRUCTION PURPOSES. ALL ASPECTS OF ENGINEERING, FABRICATION, INSTALLATION, STRUCTURAL INTEGRITY AND ANY RESULTING DOCUMENTATION ARE THE RESPONSIBILITY OF THE FABRICATOR.



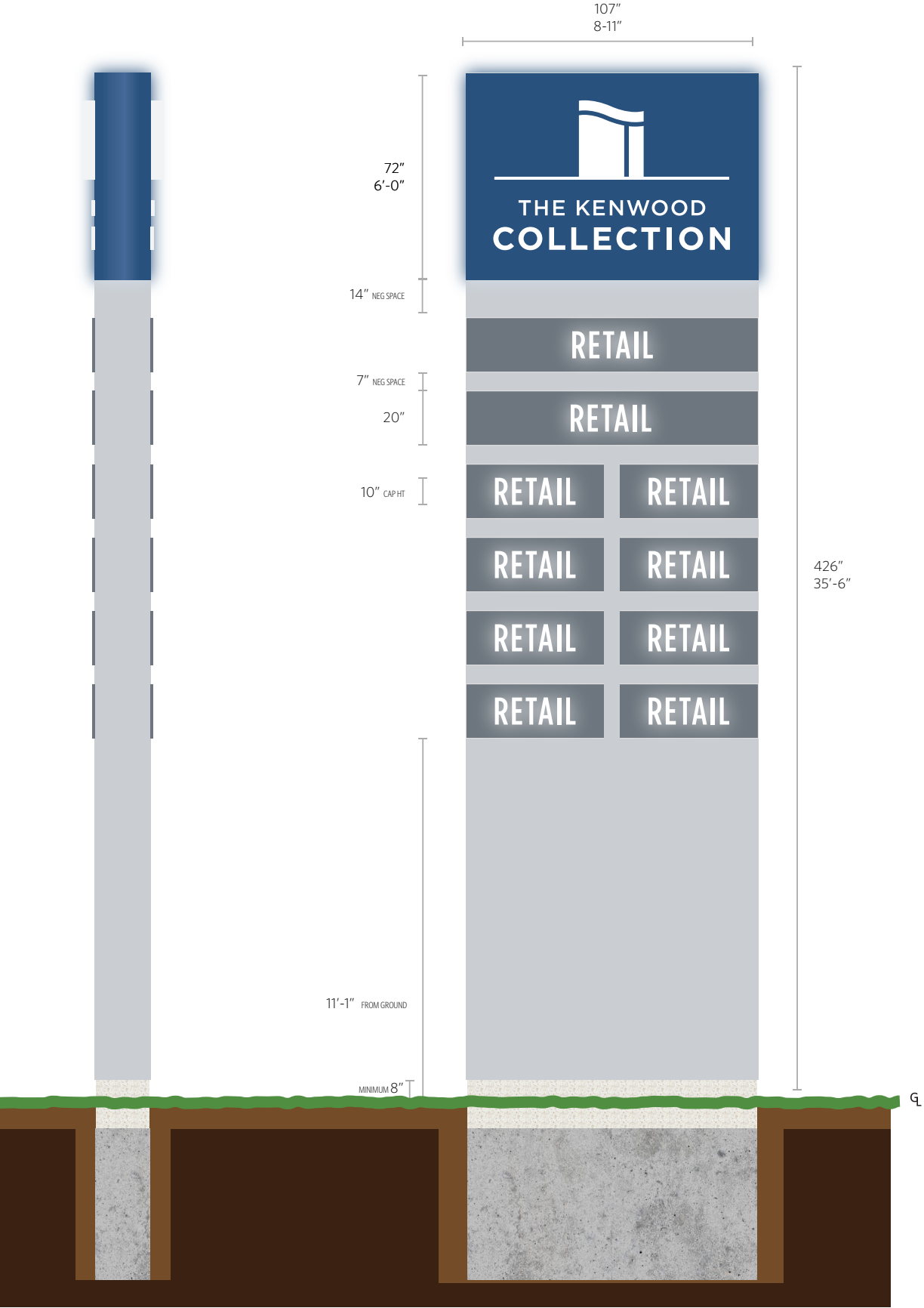
LP Exterior Location Plan - Existing Signage



LP Exterior Location Plan - Illuminated: Future Project Freestanding Signage

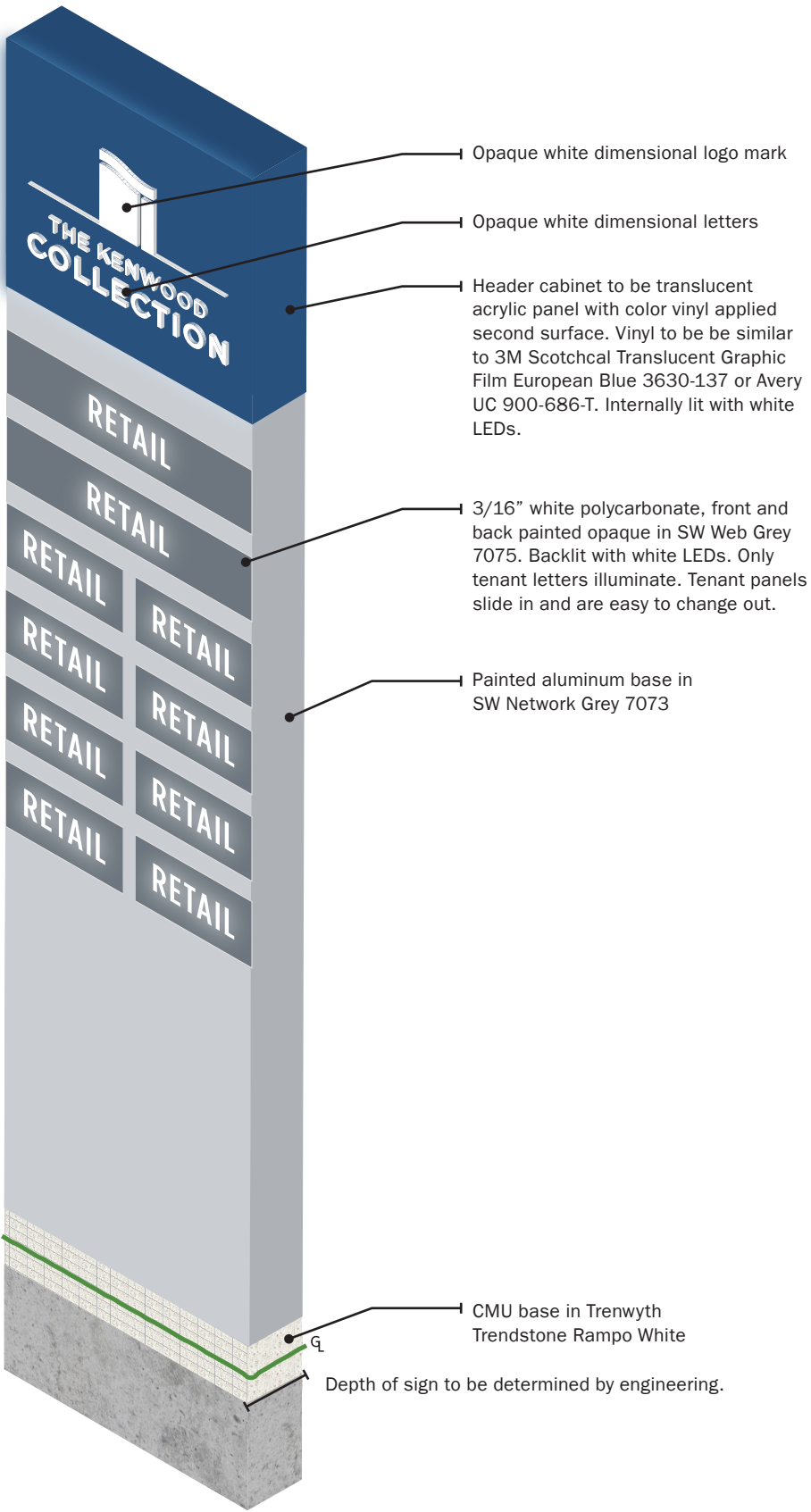
- NOTES
- A1 Project Monument - Retail
 - A2 Project Monument - Office
 - A3 Project Pylon - Retail
 - B1 Secondary Monument

THESE DRAWINGS ARE FOR THE SOLE PURPOSE OF EXPRESSING VISUAL DESIGN INTENT AND ARE NOT INTENDED FOR CONSTRUCTION PURPOSES. ALL ASPECTS OF ENGINEERING, FABRICATION, INSTALLATION, STRUCTURAL INTEGRITY AND ANY RESULTING DOCUMENTATION ARE THE RESPONSIBILITY OF THE FABRICATOR.



A1 Exterior Retail Monument Sign - South East Entry

SCALE — 1/4" = 1'	CAP HT — Collection: 8.5" - Tenant 9.35"
-------------------	--

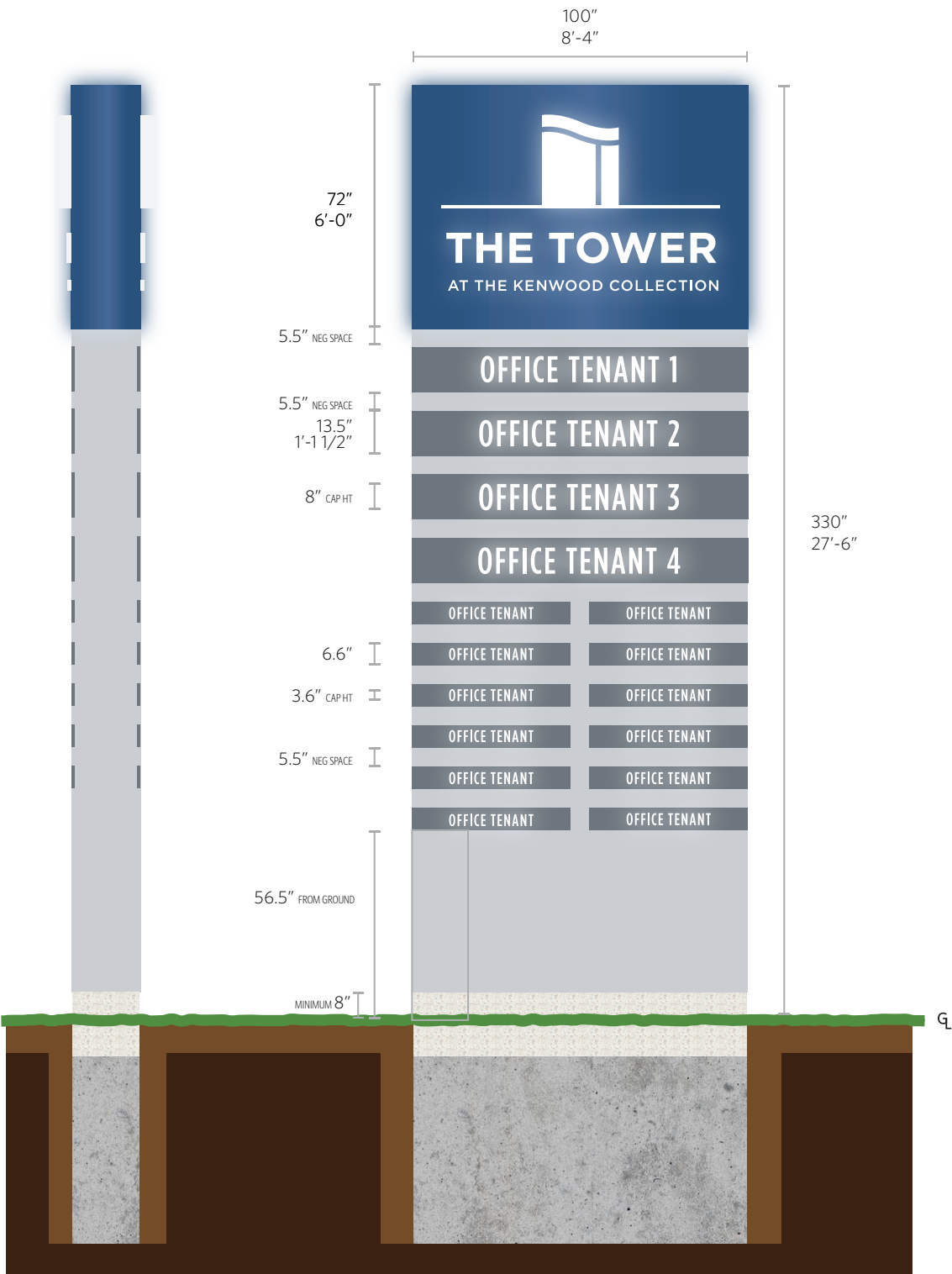


A1 Exterior Retail Monument Sign - Axon

SCALE — NTS	CAP HT — Collection: 8.5" - Tenant 9.35"
-------------	--

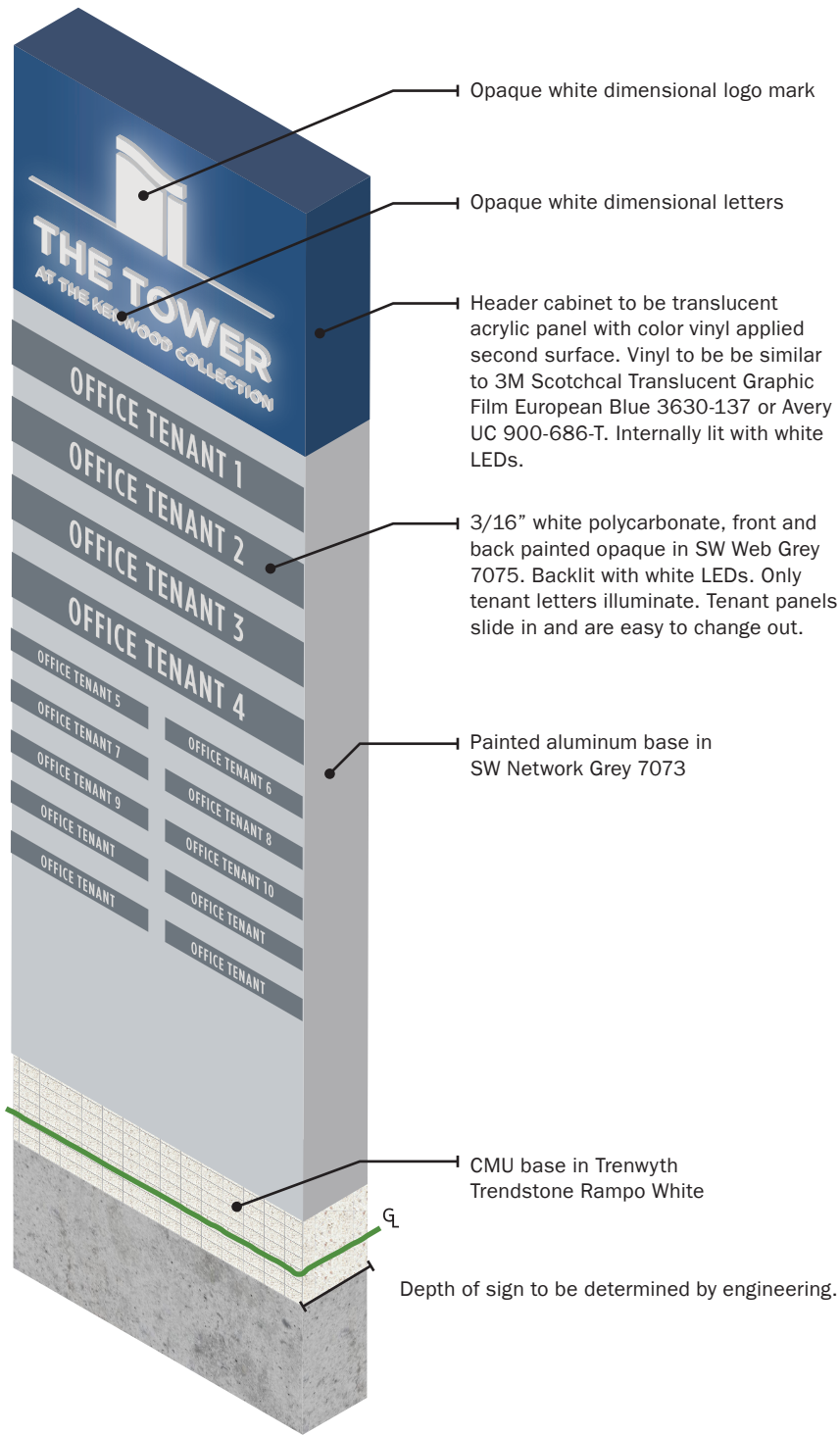
- NOTES**
1. Two sided, internally lit sign.
 2. Header Cabinet to be translucent acrylic panel with colored vinyl applied to interior to achieve glow.
 3. To keep costs down a minimal spider fit option will be used in header cabinet.
 4. Profile to be kept as thin as structurally possible.
 5. Base of sign to appear flush with ground as in drawing.

THESE DRAWINGS ARE FOR THE SOLE PURPOSE OF EXPRESSING VISUAL DESIGN INTENT AND ARE NOT INTENDED FOR CONSTRUCTION PURPOSES. ALL ASPECTS OF ENGINEERING, FABRICATION, INSTALLATION, STRUCTURAL INTEGRITY AND ANY RESULTING DOCUMENTATION ARE THE RESPONSIBILITY OF THE FABRICATOR.



A2 Exterior Retail Monument Sign - North East Entry

SCALE — 1/4" = 1'	CAP HT — The Tower: 9" - Tenant 8" / 3.6"
-------------------	---



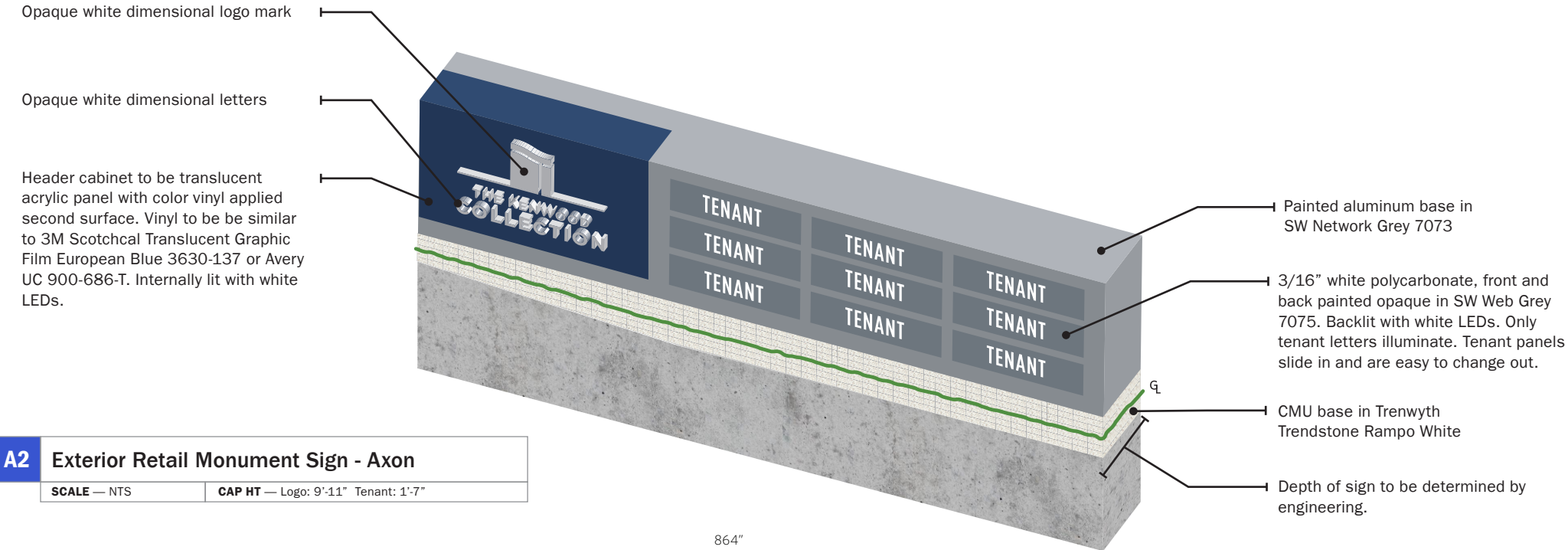
A2 Exterior Retail Monument Sign - Axon

SCALE — NTS	CAP HT — The Tower: 9" - Tenant 8" / 3.6"
-------------	---

MASTER SIGN PROGRAM
MAY 27, 2015

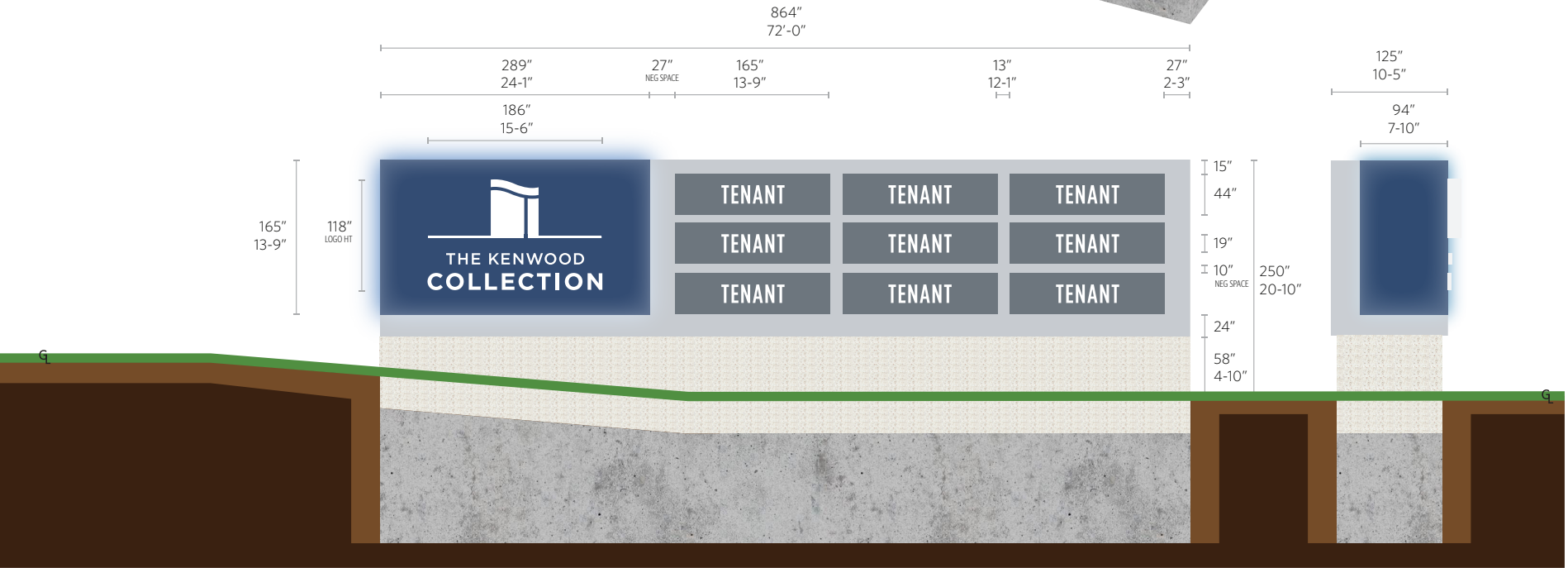
- NOTES**
1. Two sided, internally lit sign.
 2. Header Cabinet to be translucent acrylic panel with colored vinyl applied second surface to achieve glow.
 3. Tenant panels are back lit and removable. Painted SW7075. Please supply 12 blank small tenant panels Painted SW7073 to be inserted when that tenant space is vacant.
 3. To keep costs down a minimal spider fit option will be used in header cabinet.
 4. Profile to be kept as thin as possible.
 5. CMU base of sign to appear flush as in drawing, not to exceed a change in total width of 1".

THESE DRAWINGS ARE FOR THE SOLE PURPOSE OF EXPRESSING VISUAL DESIGN INTENT AND ARE NOT INTENDED FOR CONSTRUCTION PURPOSES. ALL ASPECTS OF ENGINEERING, FABRICATION, INSTALLATION, STRUCTURAL INTEGRITY AND ANY RESULTING DOCUMENTATION ARE THE RESPONSIBILITY OF THE FABRICATOR.



A2 Exterior Retail Monument Sign - Axon

SCALE — NTS	CAP HT — Logo: 9'-11" Tenant: 1'-7"
-------------	-------------------------------------



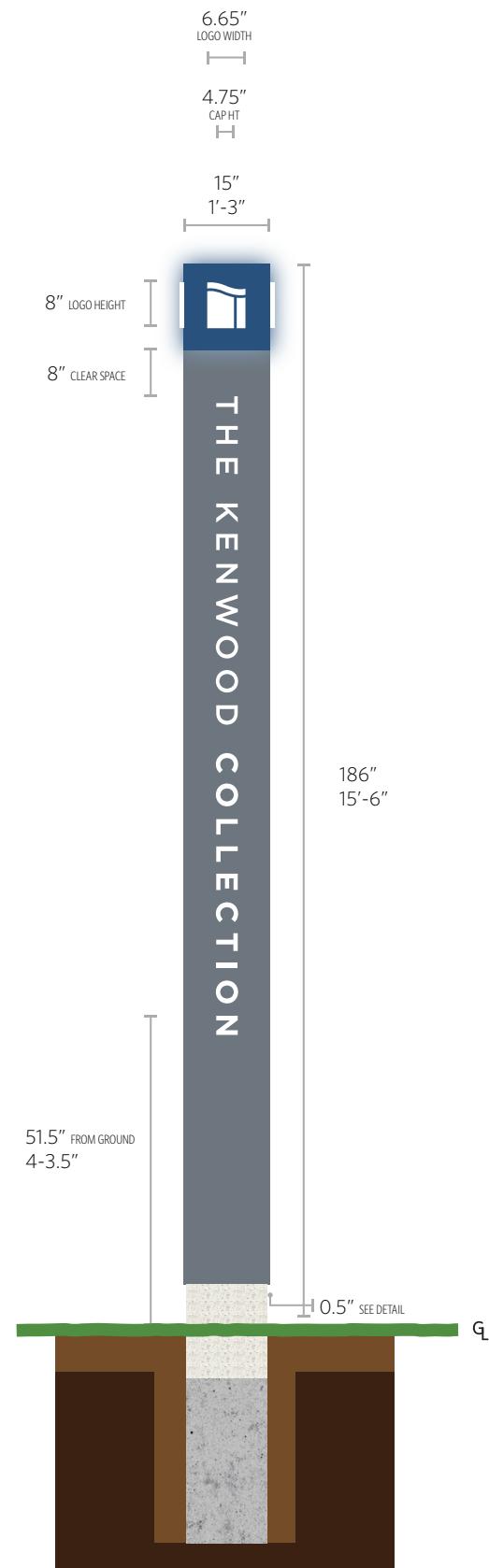
A3 Exterior Retail Monument Sign — East Drive

SCALE — 1:144	CAP HT — Logo: 9'-11" Tenant: 1'-7"
---------------	-------------------------------------

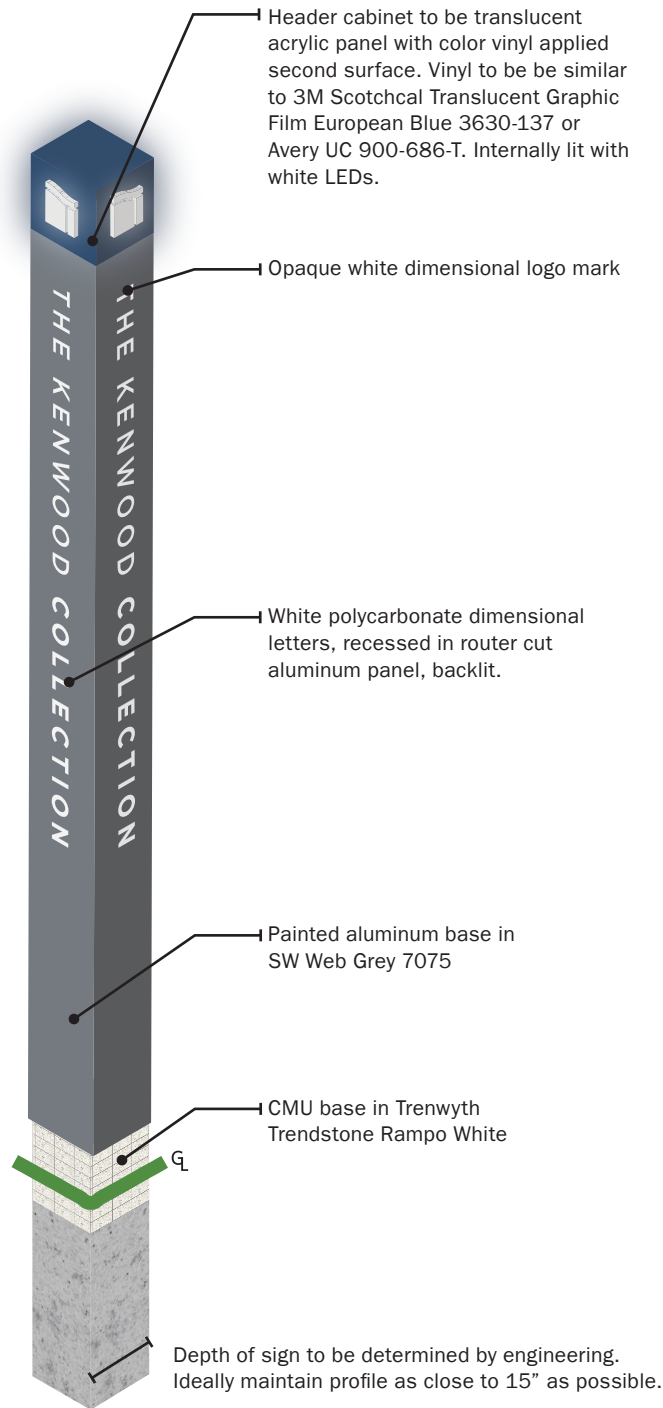
NOTES

1. See notes on drawing. Same visual aesthetic as A1, A2.
2. Header Cabinet to be translucent acrylic panel with colored vinyl applied to interior to achieve glow.
3. To keep costs down a minimal spider fit option will be used in header cabinet.
4. Profile to be kept as thin as structurally possible.
5. Base of sign to appear flush with ground as in drawing.
6. Tenant panels are back lit and removable. Painted SW7075. Please supply 9 blank small tenant panels Painted SW7073 to be inserted when that tenant space is vacant.
7. Location and installation to be coordinated with amenities (water, sewer, electric) below grade.

THESE DRAWINGS ARE FOR THE SOLE PURPOSE OF EXPRESSING VISUAL DESIGN INTENT AND ARE NOT INTENDED FOR CONSTRUCTION PURPOSES. ALL ASPECTS OF ENGINEERING, FABRICATION, INSTALLATION, STRUCTURAL INTEGRITY AND ANY RESULTING DOCUMENTATION ARE THE RESPONSIBILITY OF THE FABRICATOR.



B1	Exterior Project Pylon Sign - North Entry
SCALE — 3/8" = 1'	CAP HT — Kenwood: 4.75"

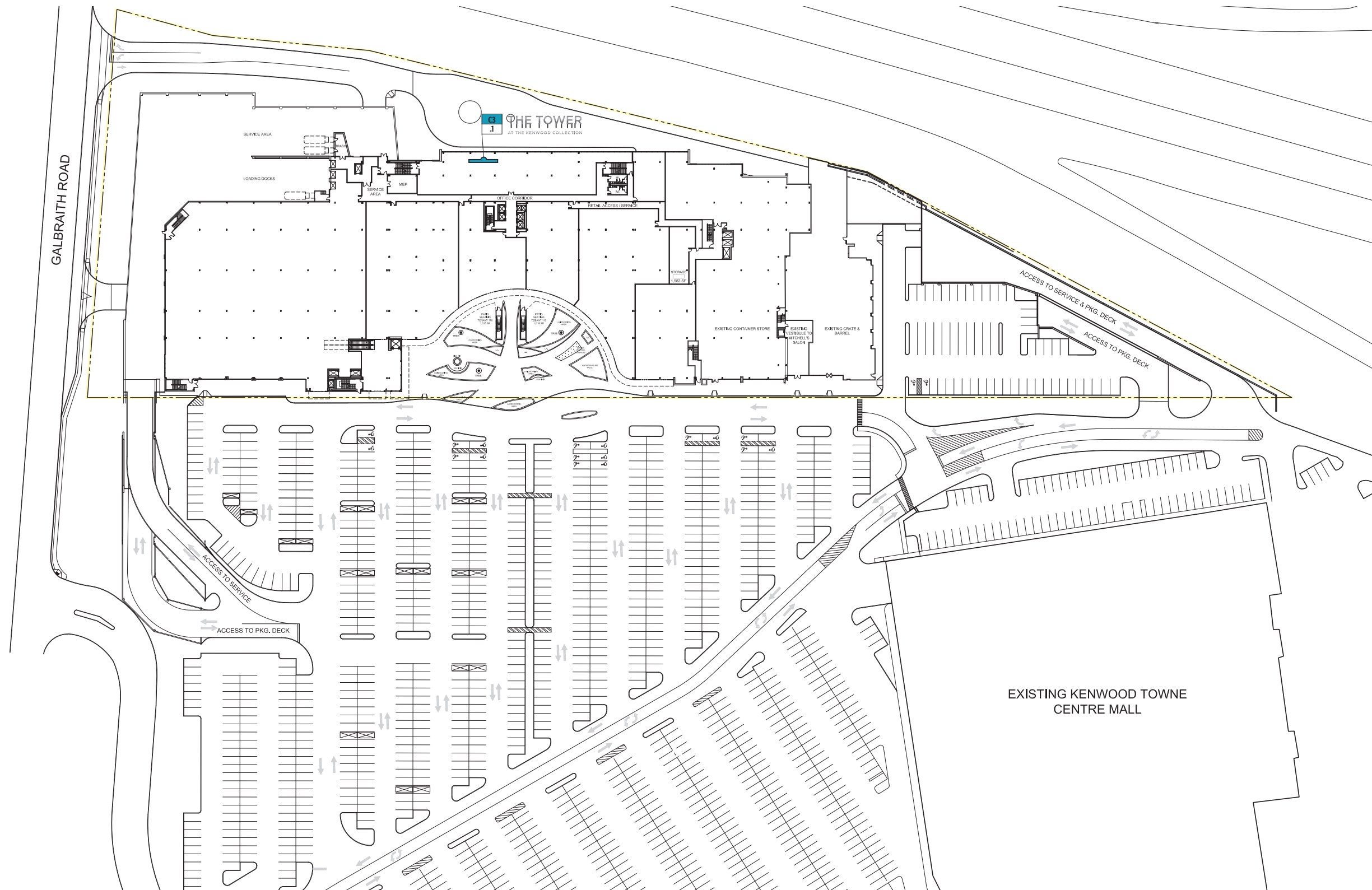


B1	Exterior Project Pylon Sign - Axon
SCALE — NTS	CAP HT — Kenwood: 4.75"

NOTES


1. Four sided, internally lit.
2. Header Cabinet to be translucent acrylic panel with colored vinyl applied second surface to achieve glow.
3. Match A1 materials
4. Profile to be kept as thin as structurally possible.
5. Base of sign to appear flush with ground as in drawing.

THESE DRAWINGS ARE FOR THE SOLE PURPOSE OF EXPRESSING VISUAL DESIGN INTENT AND ARE NOT INTENDED FOR CONSTRUCTION PURPOSES. ALL ASPECTS OF ENGINEERING, FABRICATION, INSTALLATION, STRUCTURAL INTEGRITY AND ANY RESULTING DOCUMENTATION ARE THE RESPONSIBILITY OF THE FABRICATOR.



LP Exterior Location Plan - Non-Illuminated: Future Project Freestanding Signage

NOTES

 Building Identification Logo

THESE DRAWINGS ARE FOR THE SOLE PURPOSE
OF EXPRESSING VISUAL DESIGN INTENT AND
ARE NOT INTENDED FOR CONSTRUCTION
PURPOSES. ALL ASPECTS OF ENGINEERING,
FABRICATION, INSTALLATION, STRUCTURAL
INTEGRITY AND ANY RESULTING DOCUMENTATION
ARE THE RESPONSIBILITY OF THE FABRICATOR.

P.30

- NOTES
1. Aluminum dimensional letters pinned at end of awning at Office Entry.

2. See following page for detail.

3. Total letter space: 103 ft².

THESE DRAWINGS ARE FOR THE SOLE PURPOSE OF EXPRESSING VISUAL DESIGN INTENT AND ARE NOT INTENDED FOR CONSTRUCTION PURPOSES. ALL ASPECTS OF ENGINEERING, FABRICATION, INSTALLATION, STRUCTURAL INTEGRITY AND ANY RESULTING DOCUMENTATION ARE THE RESPONSIBILITY OF THE FABRICATOR.



C3	Building Identification Logo - Office Entry	
	SCALE — NTS	CAP HT — The Tower: 36" At The Kenwood Collection: 12"

- NOTES
1. Letters to be brushed aluminum.

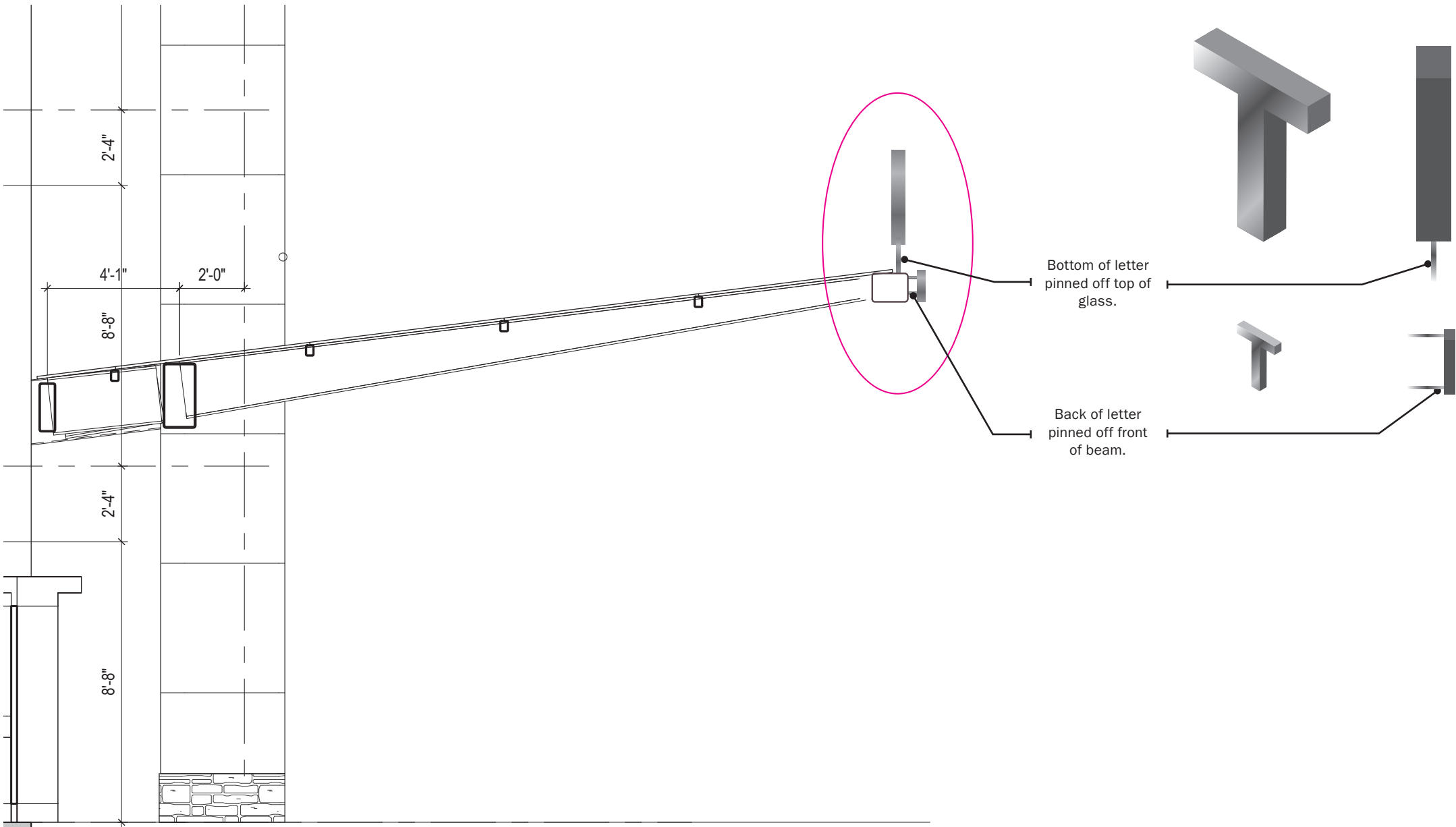
2. Pins for “The Tower” to remain as thin as structurally possible so they disappear when viewing the sign.

3. “The Tower” mounted to top of glass

4. “at the kenwood collection” mounted to beam/channel at end of canopy.

5. Please be in contact with BHDP for the specific details of this drawing and exact end material.

THESE DRAWINGS ARE FOR THE SOLE PURPOSE OF EXPRESSING VISUAL DESIGN INTENT AND ARE NOT INTENDED FOR CONSTRUCTION PURPOSES. ALL ASPECTS OF ENGINEERING, FABRICATION, INSTALLATION, STRUCTURAL INTEGRITY AND ANY RESULTING DOCUMENTATION ARE THE RESPONSIBILITY OF THE FABRICATOR.



C3 Exterior Building Signage - West Elevation

SCALE — 1:48CAP HT — The Tower: 36" At The Kenwood Collection: 12"

C3 Dimensional Letters Axon

SCALE — NTS

NOTES

1. Not for architectural reference.
2. This rendering does not accurately show cross beam at end of canopy.
3. Total letter space: 103 ft².

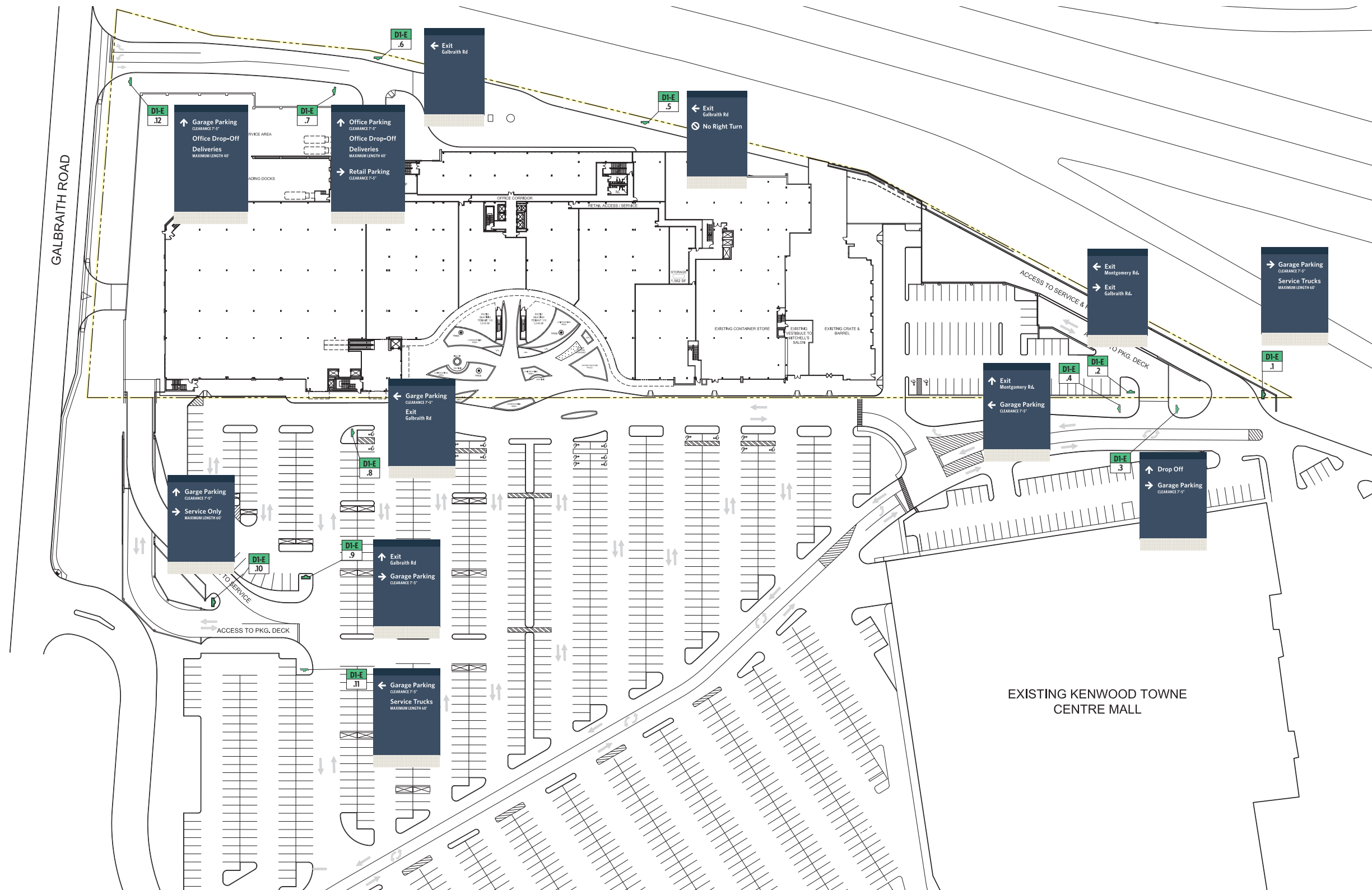
THESE DRAWINGS ARE FOR THE SOLE PURPOSE OF EXPRESSING VISUAL DESIGN INTENT AND ARE NOT INTENDED FOR CONSTRUCTION PURPOSES. ALL ASPECTS OF ENGINEERING, FABRICATION, INSTALLATION, STRUCTURAL INTEGRITY AND ANY RESULTING DOCUMENTATION ARE THE RESPONSIBILITY OF THE FABRICATOR.



C3 Office Entry Sign

SCALE — NTS

CAP HT — The Tower: 36" - At the Kenwood Collection 12"



NOTES

D1 Vehicular Directional

THESE DRAWINGS ARE FOR THE SOLE PURPOSE OF EXPRESSING VISUAL DESIGN INTENT AND ARE NOT INTENDED FOR CONSTRUCTION PURPOSES. ALL ASPECTS OF ENGINEERING, FABRICATION, INSTALLATION, STRUCTURAL INTEGRITY AND ANY RESULTING DOCUMENTATION ARE THE RESPONSIBILITY OF THE FABRICATOR.

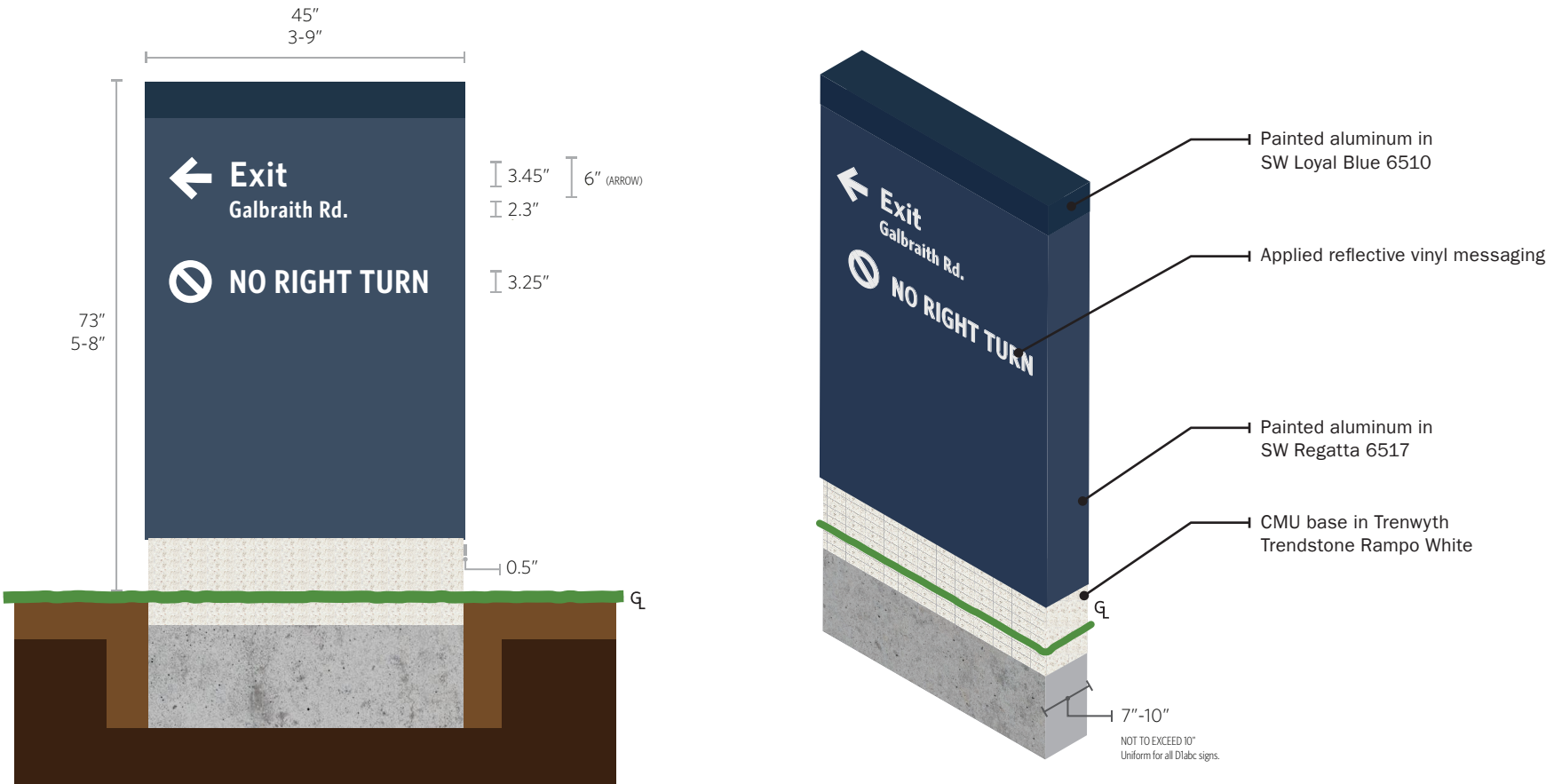
LP Exterior Location Plan - Future Project Freestanding Signage

- NOTES
1. Freestanding painted aluminum sign with applied reflective vinyl messaging.

2. SW6510 top, SW6517 main

3. CMU Base to be as flush as possible with main sign.

THESE DRAWINGS ARE FOR THE SOLE PURPOSE OF EXPRESSING VISUAL DESIGN INTENT AND ARE NOT INTENDED FOR CONSTRUCTION PURPOSES. ALL ASPECTS OF ENGINEERING, FABRICATION, INSTALLATION, STRUCTURAL INTEGRITY AND ANY RESULTING DOCUMENTATION ARE THE RESPONSIBILITY OF THE FABRICATOR.



D1a Exterior Vehicular Directional Lot - Elevation and Axon

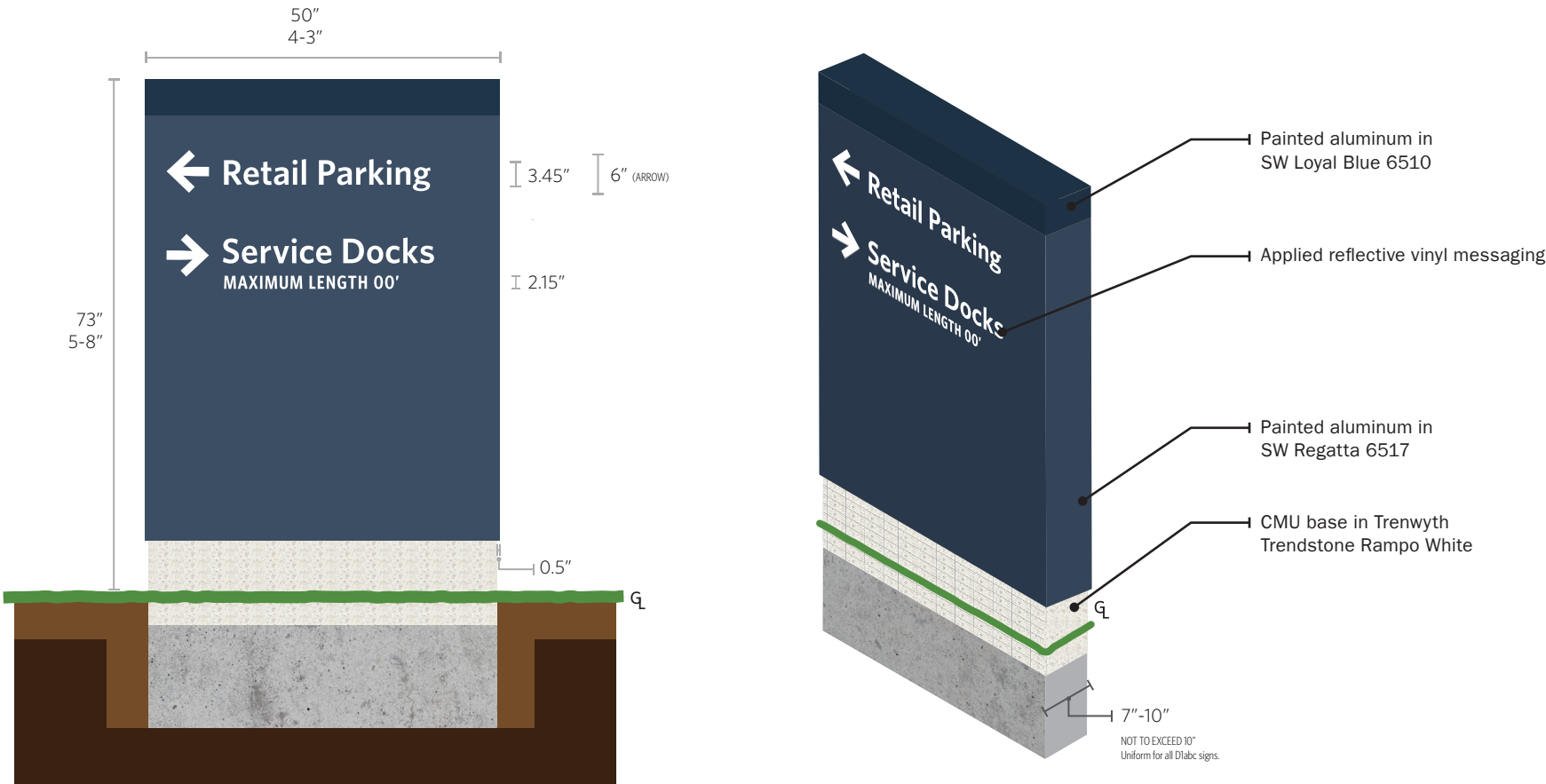
SCALE — 1/2" = 1'	CAP HT — 3.45" - 2.3" - 3.25" - ARROW 6"
-------------------	--

- NOTES
1. Freestanding painted aluminum sign with applied reflective vinyl messaging.

2. SW6510 top, SW6517 main

3. CMU Base to be as flush as possible with main sign.

THESE DRAWINGS ARE FOR THE SOLE PURPOSE OF EXPRESSING VISUAL DESIGN INTENT AND ARE NOT INTENDED FOR CONSTRUCTION PURPOSES. ALL ASPECTS OF ENGINEERING, FABRICATION, INSTALLATION, STRUCTURAL INTEGRITY AND ANY RESULTING DOCUMENTATION ARE THE RESPONSIBILITY OF THE FABRICATOR.



D1b Exterior Vehicular Directional Lot - Elevation and Axon

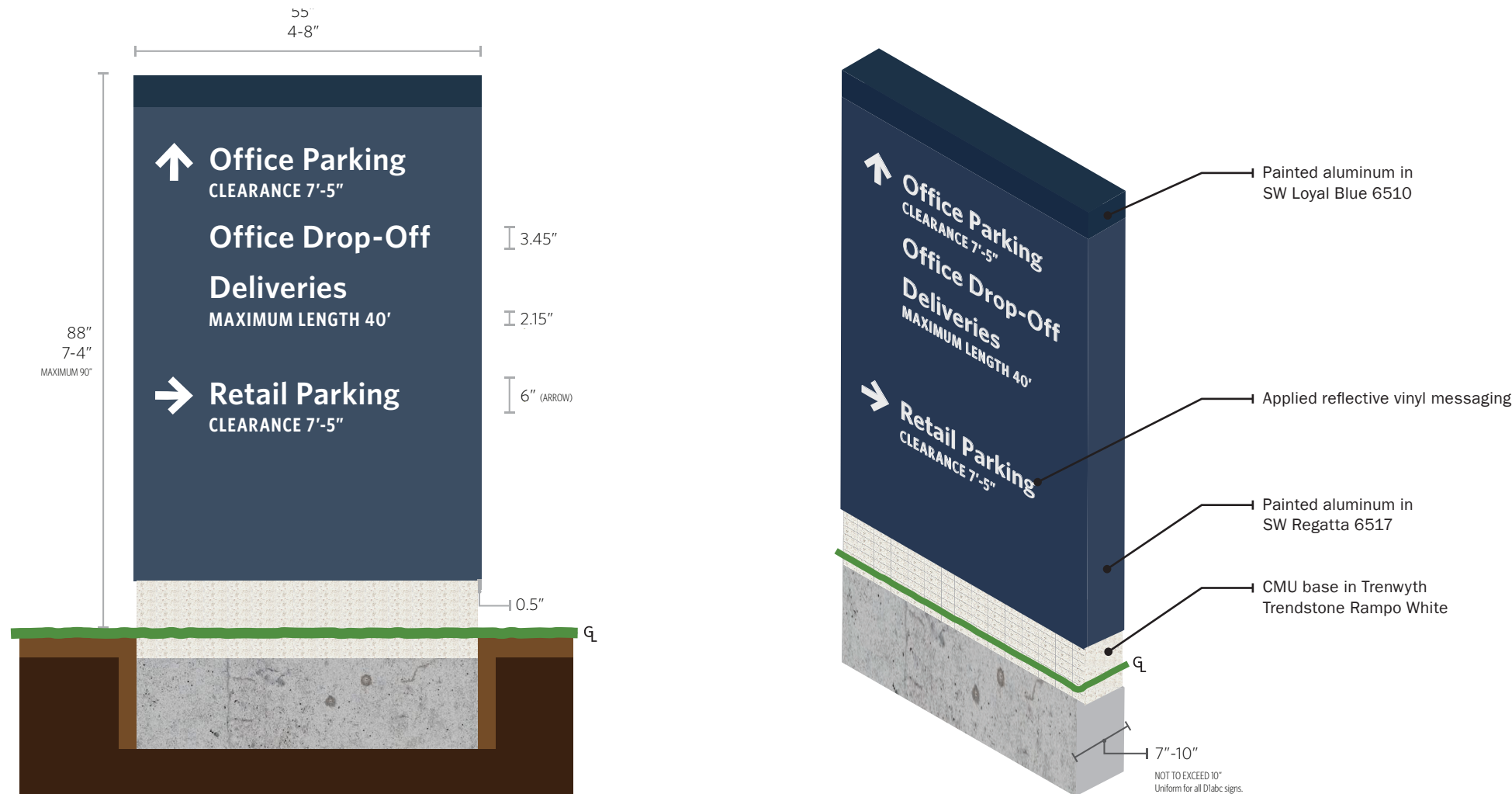
SCALE — 1/2" = 1' CAP HT — 3.45" - 2.15" - ARROW 6"

- NOTES
1. Freestanding painted aluminum sign with applied reflective vinyl messaging.

2. SW6510 top, SW6517 main.

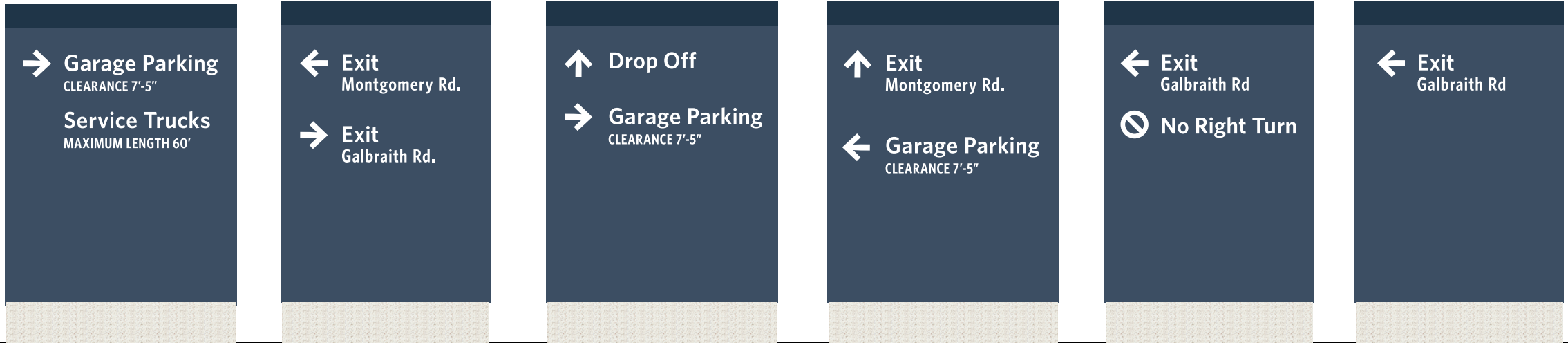
3. CMU Base to be as flush as possible with main sign.

THESE DRAWINGS ARE FOR THE SOLE PURPOSE OF EXPRESSING VISUAL DESIGN INTENT AND ARE NOT INTENDED FOR CONSTRUCTION PURPOSES. ALL ASPECTS OF ENGINEERING, FABRICATION, INSTALLATION, STRUCTURAL INTEGRITY AND ANY RESULTING DOCUMENTATION ARE THE RESPONSIBILITY OF THE FABRICATOR.



D1c Exterior Vehicular Directional Lot - Elevation and Axon

SCALE — 1/2" = 1'	CAP HT — 3.45" - 2.15" - ARROW 6"
-------------------	-----------------------------------



D1-E.1

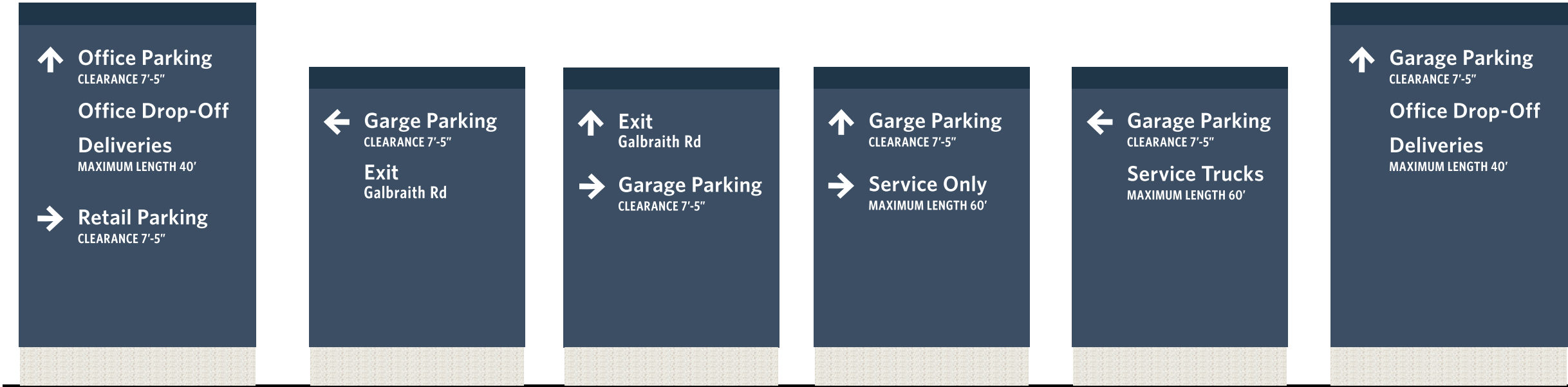
D1-E.2

D1-E.3

D1-E.4

D1-E.5

D1-E.6



D1-E.7

D1-E.8

D1-E.9

D1-E.10

D1-E.11

D1-E.12

D1	Exterior Vehicular Directional Lot - Elevation	
	SCALE — 1/2" = 1'	CAP HT — Main: 3.45" - Sub: 2.3" - 2.15" ARROW: 6"