

First Reading: November 6, 2019
Second Reading: dispensed

RESOLUTION 2019 - 116

**A RESOLUTION APPROVING A CONTRACT WITH PERKINS CARMACK
CONSTRUCTION, LLC FOR CONSTRUCTION OF THE SYCAMORE TOWNSHIP
EQUIPMENT STORAGE FACILITY AND DISPENSING WITH THE SECOND
READING**

WHEREAS, the Board of Township Trustees has determined to construct a new storage facility for the housing of township equipment (the "Storage Facility Project"); and

WHEREAS, the Township has solicited bids for the Storage Facility Project in accordance with Ohio law; and

WHEREAS, Perkins Carmack Construction, LLC submitted the lowest and best bid for the Storage Facility Project in the amount of \$4,269,000.00 in accordance with the plans and specifications prepared by the Township for the Storage Facility Project;

NOW THEREFORE, BE IT RESOLVED by the Board of Township Trustees of Sycamore Township, State of Ohio:

SECTION 1. The bid submitted for the Storage Facility Project by Perkins Carmack Construction, LLC in the amount of \$4,269,000.00 is hereby accepted and approved and the Township Administrator is hereby authorized and directed to contract with Perkins Carmack Construction, LLC for the construction of the Storage Facility Project.

SECTION 2. The attached contract with Perkins Carmack Construction, LLC is hereby approved.

SECTION 3. Subject to additions and deletions contained therein, the contract price with Perkins Carmack Construction, LLC shall not exceed \$4,269,000.00.


SECTION 4. The Township Trustees of Sycamore Township, upon at least a majority vote, do hereby dispense with any requirement that this resolution be read on two separate days, and hereby authorize the adoption of this resolution upon its first reading.

SECTION 5. This Resolution shall take effect on the earliest date allowed by law.

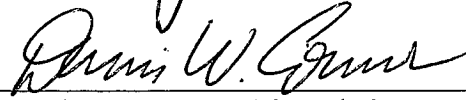
VOTE RECORD:

Mr. Connor AYE Mr. LaBarbara AYE Mr. Weidman AYE


PASSED at a meeting of the Board of Township Trustees this 6th day of November, 2019.



Thomas J. Weidman, Chairman




Dennis W. Connor, Vice Chairman



Jim LaBarbara, Trustee


AUTHENTICATION

This is to certify that this Resolution was duly passed and filed with the Sycamore Township Fiscal Officer, this 6th day of November, 2019.



Robert C. Porter, III
Sycamore Township Fiscal Officer

APPROVED AS TO FORM:



R. Douglas Miller, Law Director

AIA[®] Document A101[™] – 2017

Standard Form of Agreement Between Owner and Contractor where the basis of payment is a Stipulated Sum

AGREEMENT made as of the date of this contract.

BETWEEN the Owner:

Sycamore Township Board of Trustees
8540 Kenwood Road
Cincinnati, OH 45236
Telephone Number: 513-791-8447

and the Contractor:

Perkins Carmack Construction, LLC
6005 Meijer Drive
Milford, OH 45150
Telephone 513-248-4800

for the following Project:

Sycamore Township Equipment Storage Facility
BCI Project No. 17120
New Maintenance Facility to house equipment and storage

The Architect:

Brandstetter Carroll Inc.
2360 Chauvin Drive
Lexington, KY 40517
Telephone Number: 859-268-1933

The Owner and Contractor agree as follows.

ADDITIONS AND DELETIONS:

The author of this document has added information needed for its completion. The author may also have revised the text of the original AIA standard form. An *Additions and Deletions Report* that notes added information as well as revisions to the standard form text is available from the author and should be reviewed. A vertical line in the left margin of this document indicates where the author has added necessary information and where the author has added to or deleted from the original AIA text.

This document has important legal consequences. Consultation with an attorney is encouraged with respect to its completion or modification.

The parties should complete A101[™]-2017, Exhibit A, Insurance and Bonds, contemporaneously with this Agreement. AIA Document A201[™]-2017, General Conditions of the Contract for Construction, is adopted in this document by reference. Do not use with other general conditions unless this document is modified.

Init.

TABLE OF ARTICLES

- 1 THE CONTRACT DOCUMENTS
- 2 THE WORK OF THIS CONTRACT
- 3 DATE OF COMMENCEMENT AND SUBSTANTIAL COMPLETION
- 4 CONTRACT SUM
- 5 PAYMENTS
- 6 DISPUTE RESOLUTION
- 7 TERMINATION OR SUSPENSION
- 8 MISCELLANEOUS PROVISIONS
- 9 ENUMERATION OF CONTRACT DOCUMENTS

EXHIBIT A INSURANCE AND BONDS

ARTICLE 1 THE CONTRACT DOCUMENTS

The Contract Documents consist of this Agreement, Conditions of the Contract (General, Supplementary, and other Conditions), Drawings, Specifications, Addenda issued prior to execution of this Agreement, other documents listed in this Agreement, and Modifications issued after execution of this Agreement, all of which form the Contract, and are as fully a part of the Contract as if attached to this Agreement or repeated herein. The Contract represents the entire and integrated agreement between the parties hereto and supersedes prior negotiations, representations, or agreements, either written or oral. An enumeration of the Contract Documents, other than a Modification, appears in Article 9.

ARTICLE 2 THE WORK OF THIS CONTRACT

The Contractor shall fully execute the Work described in the Contract Documents, except as specifically indicated in the Contract Documents to be the responsibility of others.

ARTICLE 3 DATE OF COMMENCEMENT AND SUBSTANTIAL COMPLETION

§ 3.1 The date of commencement of the Work shall be:

[X] November 11, 2019

§ 3.2 The Contract Time shall be measured from the date of commencement of the Work.

§ 3.3 Substantial Completion

§ 3.3.1 Subject to adjustments of the Contract Time as provided in the Contract Documents, the Contractor shall achieve Substantial Completion of the entire Work:

[X] September 6, 2020

§ 3.3.3 If the Contractor fails to achieve Substantial Completion as provided in this Section 3.3, liquidated damages, if any, shall be assessed as set forth in Specification Section 008001 Supplementary Conditions to AIA Document A201, 2017 Edition.

ARTICLE 4 CONTRACT SUM

§ 4.1 The Owner shall pay the Contractor the Contract Sum in current funds for the Contractor's performance of the Contract. The Contract Sum shall be Four Million, Two Hundred Sixty Nine Thousand Dollars (\$ 4,269,000), subject to additions and deductions as provided in the Contract Documents.

Init.

AIA Document A101™ – 2017. Copyright © 1915, 1918, 1925, 1937, 1951, 1958, 1961, 1963, 1967, 1974, 1977, 1987, 1991, 1997, 2007 and 2017 by The American Institute of Architects. All rights reserved. WARNING: This AIA® Document is protected by U.S. Copyright Law and International Treaties. Unauthorized reproduction or distribution of this AIA® Document, or any portion of it, may result in severe civil and criminal penalties, and will be prosecuted to the maximum extent possible under the law. This document was produced by AIA software at 09:06:36 ET on 10/25/2019 under Order No. 7230269335 which expires on 04/12/2020, and is not for resale.

User Notes:

(1884829014)

§ 4.3 Allowances, if any, included in the Contract Sum:

| Item | Price |
|---------------------------|--------------|
| Contingency Allowance | \$300,000.00 |
| Storm Sewer Water Quality | \$ 20,000.00 |
| Fire Pump Allowance | \$ 70,000.00 |

§ 4.4 Unit prices, if any:

(Identify the item and state the unit price and quantity limitations, if any, to which the unit price will be applicable.)

| Item | Units and Limitations | Price per Unit (\$0.00) |
|----------------------------------|-----------------------|-------------------------|
| See Attached List of Unit Prices | | |

§ 4.5 Liquidated damages, if any:

Specifications Section 008001 Supplementary Conditions to AIA Document A201, 2017 Edition.

ARTICLE 5 PAYMENTS

§ 5.1 Progress Payments

§ 5.1.1 Based upon Applications for Payment submitted to the Architect by the Contractor and Certificates for Payment issued by the Architect, the Owner shall make progress payments on account of the Contract Sum to the Contractor as provided below and elsewhere in the Contract Documents.

§ 5.1.2 The period covered by each Application for Payment shall be one calendar month ending on the last day of the month.

§ 5.1.3 Provided that an Application for Payment is received by the Architect not later than the last day of a month, the Owner shall make payment of the amount certified to the Contractor not later than the last day of the following month. If an Application for Payment is received by the Architect after the application date fixed above, payment of the amount certified shall be made by the Owner not later than thirty (30) days after the Architect receives the Application for Payment.

§ 5.1.4 Each Application for Payment shall be based on the most recent schedule of values submitted by the Contractor in accordance with the Contract Documents. The schedule of values shall allocate the entire Contract Sum among the various portions of the Work. The schedule of values shall be prepared in such form, and supported by such data to substantiate its accuracy, as the Architect may require. This schedule of values shall be used as a basis for reviewing the Contractor's Applications for Payment.

§ 5.1.5 Applications for Payment shall show the percentage of completion of each portion of the Work as of the end of the period covered by the Application for Payment.

§ 5.1.6 In accordance with AIA Document A201™-2017, General Conditions of the Contract for Construction, and subject to other provisions of the Contract Documents, the amount of each progress payment shall be computed as follows:

§ 5.1.6.1 The amount of each progress payment shall first include:

- .1 That portion of the Contract Sum properly allocable to completed Work as determined by multiplying the percentage completion of each portion of the Work by the share of the Contract Sum allocated to that portion of the Work in the schedule of values, less retainage of ten percent (10%). Pending final determination of cost to the Owner of changes to the Work, amounts not in dispute shall be included as

Init.

provided in Section 7.1 of AIA Document A201 2017, General Conditions of the Contract for Construction;

- .2 Add that portion of the Contract Sum properly allocable to materials and equipment delivered and suitably stored at the site for subsequent incorporation in the completed construction, or, if approved in advance by the Owner, suitably stored off the site at a location agreed upon in writing; and
- .3 Subtract amounts, if any, for which the Architect has withheld or nullified a Certificate for Payment as provided in Section 9.5 of AIA Document A201-2017.

§ 5.1.6.2 The progress payment determined in accordance with Section 5.1.6 shall be further modified under the following circumstances:

.1

Add upon Substantial Completion of the Work, a sum sufficient to increase the total payment in the full amount of the Contract Sum, less such amounts as the Architect shall determine for incomplete Work, retainage applicable to such work and unsettled claims, and Document A201-2017 requires release of applicable retainage upon Substantial completion of Work with consent of surety, if any;

- .2 Add, if final completion of the Work is thereafter materially delayed though no fault of the Contractor, any additional amounts payable in accordance with Section 9.10.3 of AIA Document A201-2017. .

§ 5.1.7 Retainage

§ 5.1.7.1 Reduction or limitation of retainage, if any, shall be as follows :

See Specification Section 008001 Supplementary Conditions, Article 9, Payments and Completion.

§ 5.1.9 Except with the Owner's prior approval, the Contractor shall not make advance payments to suppliers for materials or equipment which have not been delivered and stored at the site.

§ 5.2 Final Payment

§ 5.2.1 Final payment, constituting the entire unpaid balance of the Contract Sum, shall be made by the Owner to the Contractor when

- .1 the Contractor has fully performed the Contract except for the Contractor's responsibility to correct Work as provided in Article 12 of AIA Document A201-2017, and to satisfy other requirements, if any, which extend beyond final payment; and
- .2 a final Certificate for Payment has been issued by the Architect.

§ 5.2.2 The Owner's final payment to the Contractor shall be made no later than 30 days after the issuance of the Architect's final Certificate for Payment.

ARTICLE 6 DISPUTE RESOLUTION

§ 6.1 Initial Decision Maker

The Architect will serve as the Initial Decision Maker pursuant to Article 15 of AIA Document A201-2017, unless the parties appoint below another individual, not a party to this Agreement, to serve as the Initial Decision Maker.

ARTICLE 7 TERMINATION OR SUSPENSION

§ 7.1 The Contract may be terminated by the Owner or the Contractor as provided in Article 14 of AIA Document A201-2017.

§ 7.2 The Work may be suspended by the Owner as provided in Article 14 of AIA Document A201-2017.

ARTICLE 8 MISCELLANEOUS PROVISIONS

§ 8.1 Where reference is made in this Agreement to a provision of AIA Document A201-2017 or another Contract Document, the reference refers to that provision as amended or supplemented by other provisions of the Contract Documents.

Init.

§ 8.1.1 Payments due and unpaid under the Contract shall bear interest from the date payment is due at the rate stated below, or in the absence thereof, at the legal rate prevailing from time to time at the place where the Project is located.

§ 8.2 The Owner's representative:

Tracy Kellums
Sycamore Township Board of Trustees
8540 Kenwood Road
Sycamore Township, 45236

§ 8.3 The Contractor's representative:

Terry Perkins
Perkins/Carmack Construction, LLC
6005 Meijer Drive
Milford, Ohio 45150
513-248-4800

§ 8.4 Neither the Owner's nor the Contractor's representative shall be changed without ten days' prior notice to the other party.

§ 8.5 Insurance and Bonds

§ 8.5.1 The Owner and the Contractor shall purchase and maintain insurance as set forth in AIA Document A101™-2017, Standard Form of Agreement Between Owner and Contractor where the basis of payment is a Stipulated Sum, and elsewhere in the Contract Documents.

§ 8.5.2 The Contractor shall provide bonds as set forth in AIA Document A101™-2017 and in Specifications Section 008001 Supplementary Conditions and elsewhere in the Contract Documents.

ARTICLE 9 ENUMERATION OF CONTRACT DOCUMENTS

§ 9.1 This Agreement is comprised of the following documents:

.1 AIA Document A101™-2017, Standard Form of Agreement Between Owner and Contractor

.5 Drawings

Number

See attached Index of Drawings

.6 Specifications

Section

See attached Table of Contents

.7

Addenda

Addendum 1 – September 27, 2019

Addendum 2 – October 4, 2019

.9 Other documents, if any, listed below:

List of Unit Prices.

Init.

AIA Document A101™ – 2017. Copyright © 1915, 1918, 1925, 1937, 1951, 1958, 1961, 1963, 1967, 1974, 1977, 1987, 1991, 1997, 2007 and 2017 by The American Institute of Architects. All rights reserved. WARNING: This AIA® Document is protected by U.S. Copyright Law and International Treaties. Unauthorized reproduction or distribution of this AIA® Document, or any portion of it, may result in severe civil and criminal penalties, and will be prosecuted to the maximum extent possible under the law. This document was produced by AIA software at 09:06:36 ET on 10/25/2019 under Order No.7230269335 which expires on 04/12/2020, and is not for resale.

User Notes:

(1884829014)

This Agreement entered into as of the day and year first written above.

OWNER *(Signature)*

Greg Bickford, Township Administrator
(Printed name and title)

CONTRACTOR *(Signature)*

Terry Perkins, President
(Printed name and title)

Init.

AIA Document A101™ – 2017. Copyright © 1915, 1918, 1925, 1937, 1951, 1958, 1961, 1963, 1967, 1974, 1977, 1987, 1991, 1997, 2007 and 2017 by The American Institute of Architects. All rights reserved. WARNING: This AIA® Document is protected by U.S. Copyright Law and International Treaties. Unauthorized reproduction or distribution of this AIA® Document, or any portion of it, may result in severe civil and criminal penalties, and will be prosecuted to the maximum extent possible under the law. This document was produced by AIA software at 09:06:36 ET on 10/25/2019 under Order No.7230269335 which expires on 04/12/2020, and is not for resale.

User Notes:

(1884829014)

TABLE OF CONTENTS**DIVISION 00 - PROCUREMENT AND CONTRACTING REQUIREMENTS**

| | |
|-----------|--|
| | COPYRIGHTS AND TRADEMARKS |
| 001116 | INVITATION TO BID |
| 002113 | INSTRUCTIONS TO BIDDERS |
| | AIA A701-1997 INSTRUCTIONS TO BIDDERS |
| 002213 | SUPPLEMENTARY INSTRUCTIONS TO BIDDERS |
| 002600 | PROCUREMENT SUBSTITUTION PROCEDURES |
| 003132 | GEOTECHNICAL DATA |
| 003132.01 | GEOTECHNICAL DATA ADDENDUM 1 |
| 003132.02 | GEOTECHNICAL DATA ADDENDUM 2 |
| 004113 | BID FORM - STIPULATED SUM (SINGLE-PRIME CONTRACT) |
| 004322 | LIST OF UNIT PRICES |
| | AIA A201 GENERAL CONDITIONS OF THE CONTRACT FOR CONSTRUCTION |
| 008001 | SUPPLEMENTARY CONDITIONS TO AIA DOCUMENT A201, 2017 EDITION |
| | AFFIDAVIT IN COMPLIANCE WITH ORC 3517.13 |
| | COMPLETING YOUR DMA FORM INSTRUCTIONS |
| | U.S. DEPARTMENT OF STATE TERRORIST EXCLUSION LIST |
| | GOVERNMENT BUSINESS AND FUNDING CONTRACTS |
| | DELINQUENT PERSONAL PROPERTY TAX AFFIDAVIT |
| | CORPORATION AFFIDAVIT |
| | APPLICATION OF BID AND STATEMENT OF NON-COLLUSION AND NON- CONFLICT OF INTEREST |
| | ILLEGAL IMMIGRANT POLICY |
| | BID GUARANTY AND CONTRACT BOND |
| | STATE OF OHIO WAGE RATES |
| 009002 | OCR BOND FORM |

DIVISION 01 - GENERAL REQUIREMENTS

| | |
|--------|--|
| 011000 | SUMMARY |
| 012100 | ALLOWANCES |
| 012200 | UNIT PRICES |
| 012500 | SUBSTITUTION PROCEDURES |
| 012600 | CONTRACT MODIFICATION PROCEDURES |
| 012900 | PAYMENT PROCEDURES |
| 013100 | PROJECT MANAGEMENT AND COORDINATION |
| 013300 | SUBMITTAL PROCEDURES |
| 014000 | QUALITY REQUIREMENTS |
| 014200 | REFERENCES |
| 015000 | TEMPORARY FACILITIES AND CONTROLS |
| 015639 | TEMPORARY TREE AND PLANT PROTECTION |
| 015723 | TEMPORARY STORM WATER POLLUTION CONTROL |
| 016000 | PRODUCT REQUIREMENTS |
| 017300 | EXECUTION |
| 017419 | CONSTRUCTION WASTE MANAGEMENT AND DISPOSAL |
| 017700 | CLOSEOUT PROCEDURES |
| 071823 | OPERATION AND MAINTENANCE DATA |
| 017839 | PROJECT RECORD DOCUMENTS |
| 017900 | DEMONSTRATION AND TRAINING |

DIVISION 03 - CONCRETE

033000 CAST-IN-PLACE CONCRETE

DIVISION 04 - MASONRY

042000 UNIT MASONRY

DIVISION 05 - METALS

054000 COLD-FORMED METAL FRAMING

055000 METAL FABRICATIONS

055100 METAL STAIRS

055213 STEEL PIPE AND TUBE RAILINGS

DIVISION 06 - WOOD, PLASTICS, AND COMPOSITES

061053 ROUGH CARPENTRY

062013 FINISH CARPENTRY

DIVISION 07 - THERMAL AND MOISTURE PROTECTION

071113 BITUMINOUS DAMPPROOFING

072100 THERMAL INSULATION

079200 JOINT SEALANTS

DIVISION 08 - OPENINGS

081113 HOLLOW METAL DOORS AND FRAMES

083113 ACCESS DOORS AND FRAMES

083613 SECTIONAL DOORS

084113 ALUMINUM-FRAMED ENTRANCES AND STOREFRONTS

087100 DOOR HARDWARE

088000 GLAZING

089000 LOUVERS AND VENTS

DIVISION 09 - FINISHES

092216 NON-STRUCTURAL METAL FRAMING

092900 GYPSUM BOARD

095123 ACOUSTICAL TILE CEILINGS

096513 RESILIENT BASE AND ACCESSORIES

099123 INTERIOR PAINTING

099726 SPECIAL COATINGS

DIVISION 10 - SPECIALTIES

101400 SIGNAGE

102800 TOILET, BATH, AND LAUNDRY ACCESSORIES

104000 MISCELLANEOUS BUILDING SPECIALTIES

104416 FIRE EXTINGUISHERS

DIVISION 13 - SPECIAL CONSTRUCTION

133419 METAL BUILDING SYSTEMS

133420 PRE-ENGINEERED SALT DOME SYSTEM

135000 LIQUID AND GAS STORAGE TANK SYSTEMS

DIVISION 21 – FIRE SUPPRESSION

- 210101 FIRE SUPPRESSION GENERAL PROVISIONS
- 210500 COMMON WORK RESULTS FOR FIRE SUPPRESSION
- 210548 VIBRATION AND SEISMIC CONTROLS FOR FIRE SUPPRESSION
- 211000 WATER BASED FIRE SUPPRESSION SYSTEM

DIVISION 22 – PLUMBING

- 220500 COMMON WORK RESULTS FOR PLUMBING
- 220517 SLEEVES AND SLEEVE SEALS FOR PLUMBING PIPING
- 220519 METERS AND GAGES FOR PLUMBING PIPING
- 220523 GENERAL DUTY VALVES FOR PLUMBING PIPING
- 220529 HANGERS AND SUPPORTS FOR PIPING AND EQUIPMENT
- 220548 VIBRATION AND SEISMIC CONTROLS FOR PLUMBING PIPING
- 220553 IDENTIFICATION OF PIPING AND EQUIPMENT
- 220716 PLUMBING EQUIPMENT INSULATION
- 220719 PLUMBING PIPING INSULATION
- 221116 DOMESTIC WATER PIPING SYSTEMS
- 221119 DOMESTIC WATER PLUMBING SPECIALTIES
- 221313 FACILITY SANITARY SEWERS
- 221316 SANITARY WASTE AND VENT PIPING SYSTEMS
- 221319 SANITARY WATER PIPING SPECIALTIES
- 223400 FUEL FIRED DOMESTIC WATER HEATERS
- 224000 PLUMBING FIXTURES
- 224700 DRINKING FOUNTAINS AND WATER COOLERS

DIVISION 23 – HEATING, VENTILATING AND AIR CONDITIONING

- 230100 BASIC MECHANICAL REQUIREMENTS
- 230500 COMMON WORK RESULTS FOR HVAC
- 230517 SLEEVES AND SLEEVE SEALS FOR HVAC PIPING
- 230523 GENERAL DUTY VALVES FOR HVAC PIPING
- 230529 HANGERS AND SUPPORTS FOR HVAC PIPING AND EQUIPMENT
- 230548 VIBRATION CONTROL FOR HVAC
- 230553 IDENTIFICATION OF HVAC PIPING AND EQUIPMENT
- 230593 TESTING, ADJUSTING, AND BALANCING
- 230700 HVAC INSULATION
- 230713 DUCT INSULATION
- 231123 FACILITY NATURAL GAS PIPING
- 232300 REFRIGERANT PIPING
- 233113 METAL DUCTS
- 233116 NONMETAL DUCTS
- 233300 DUCT ACCESSORIES
- 233423 HVAC POWER VENTILATORS
- 233713 DIFFUSERS, REGISTERS AND LOUVERS
- 235400 FURNACES
- 235523 GAS FIRE RADIANT HEATERS
- 238126 SPLIT SYSTEM AIR CONDITIONERS

DIVISION 26 – ELECTRICAL

- 260000 GENERAL ELECTRICAL REQUIREMENTS
- 260500 COMMON WORK RESULTS FOR ELECTRIC
- 260508 ELECTRICAL SITE REQUIREMENTS

| | |
|--------|--|
| 260519 | LOW-VOLTAGE ELECTRICAL POWER CONDUCTORS AND CABLES |
| 260526 | GROUNDING AND BONDING FOR ELECTRICAL SYSTEMS |
| 260529 | HANGERS AND SUPPORTS FOR ELECTRICAL SYSTEMS |
| 260533 | RACEWAY AND BOXES FOR ELECTRICAL SYSTEMS |
| 260536 | PATHWAYS FOR ELECTRICAL AND TELECOMMUNICATIONS SYSTEMS |
| 260548 | VIBRATION CONTROLS FOR ELECTRICAL SYSTEMS |
| 260553 | IDENTIFICATION FOR ELECTRICAL SYSTEMS |
| 260923 | LIGHTING CONTROL DEVICES |
| 262001 | LOW VOLTAGE SERVICE ENTRANCES |
| 262416 | PANELBOARDS |
| 262726 | WIRING DEVICES |
| 262813 | FUSES |
| 262816 | ENCLOSED SWITCHES AND CIRCUIT BREAKERS |
| 262913 | ENCLOSED CONTROLLERS |
| 263213 | ENGINE GENERATING SYSTEM |
| 263600 | AUTOMATIC TRANSFER SWITCHES |
| 265100 | INTERIOR LIGHTING |
| 265600 | EXTERIOR LIGHTING |

DIVISION 28 – ELECTRONIC SAFETY AND SECURITY

| | |
|--------|--------------------------|
| 283100 | FIRE DETECTION AND ALARM |
|--------|--------------------------|

DIVISION 31 - EARTHWORK

| | |
|--------|-----------------------------------|
| 311000 | SITE CLEARING |
| 312000 | EARTH MOVING |
| 312319 | DEWATERING |
| 313116 | TERMITE CONTROL |
| 315000 | EXCAVATION SUPPORT AND PROTECTION |

DIVISION 32 - EXTERIOR IMPROVEMENTS

| | |
|--------|---------------------------------|
| 321216 | ASPHALT PAVING |
| 321313 | CONCRETE PAVING |
| 321373 | CONCRETE PAVING JOINTS SEALANTS |
| 321723 | PAVEMENT MARKINGS |
| 321726 | TACTILE WARNING SURFACING |
| 323110 | SLIDE GATE OPERATOR |
| 323113 | CHAIN LINK FENCES AND GATES |
| 323223 | SEGMENTAL RETAINING WALLS |
| 329113 | SOIL PREPARATION |
| 329200 | TURF AND GRASSES |
| 329300 | PLANTS |

DIVISION 33 - UTILITIES

| | |
|--------|-----------------------------------|
| 330500 | COMMON WORK RESULTS FOR UTILITIES |
| 334600 | SUBDRAINAGE |

END OF TABLE OF CONTENTS

List of Drawings

General

| | |
|-------|---------------------------------|
| - | COVER SHEET |
| G-001 | GENERAL INFORMATION & CODE DATA |

Civil

| | |
|-------|---|
| C-100 | BOUNDARY ABSTRACT |
| C-101 | EXISTING CONDITIONS (PRE-DEMOLITION) |
| C-102 | DEMOLITION PLAN |
| C-103 | EXISTING POST-DEMO (POST-DEMOLITION) |
| C-201 | SITE IMPROVEMENTS PLAN |
| C-202 | PAVEMENT JOINT LAYOUT |
| C-203 | SITE VIEWS |
| C-301 | UTILITY PLAN |
| C-401 | STORM SEWER PLAN |
| C-501 | GRADING PLAN |
| C-502 | STORM WATER POLLUTION PREVENTION PLAN |
| C-503 | LANDSCAPE PLAN |
| C-504 | TRUCK TURN PLAN |
| C-601 | STORM SEWER PROFILES |
| C-602 | SANITARY SEWER PROFILES |
| C-701 | SITE DETAILS - PAVING |
| C-702 | SITE DETAILS - FENCING |
| C-703 | SITE DETAILS - EROSION & SEDIMENT CONTROL |
| C-704 | SITE DETAILS - STORM & SANITARY |
| C-705 | SITE DETAILS - WATER MAIN |

Structural

| | |
|-------|----------------------------|
| S-100 | GENERAL NOTES |
| S-101 | FOUNDATION & FRAMING PLANS |
| S-501 | DETAILS |

Architectural

| | |
|-------|---------------------|
| A-101 | FLOOR PLANS |
| A-102 | ROOF PLANS |
| A-201 | EXTERIOR ELEVATIONS |
| A-301 | SECTIONS |
| A-302 | SECTIONS |
| A-303 | SECTIONS |
| A-501 | DETAILS |
| A-601 | SCHEDULES & DETAILS |

Plumbing

| | |
|--------|---------------------------|
| FP-101 | FIRE SUPPRESSION PLAN |
| FP-501 | FIRE SUPPRESSION DETAILS |
| P-101 | SANITARY DMV PLAN |
| P-201 | DOMESTIC WATER PLAN |
| P-301 | GAS PIPING PLAN |
| P-501 | PLUMBING DETAILS |
| P-601 | PLUMBING SCHEDULE & NOTES |

Mechanical

| | |
|-------|--------------------------------|
| M-101 | MECHANICAL PLAN |
| M-501 | MECHANICAL SCHEDULES & DETAILS |

Electrical

| | |
|-------|------------------------------------|
| E-001 | ELECTRICAL SITE PLAN |
| E-101 | LIGHTING PLAN |
| E-102 | POWER PLAN |
| E-501 | PANEL SCHEDULES & SINGLE LINE PLAN |
| E-601 | ELECTRICAL DETAILS |

DOCUMENT 004322 - LIST OF UNIT PRICES**(TO BE SUBMITTED WITH BID)**

The following is the list of Unit Prices referenced in the bid submitted by:

(Project) Sycamore Township Equipment Storage Facility

(Owner) Sycamore Township Board of Trustees

(Bidder) Perkins / CARMACK CONSTRUCTION LLC

Dated 10-9-19 and which is an integral part of the Bid Form.

The following are Unit Prices for specific portions of the Work as listed, and are applicable to authorized variations from the Contract Documents.

| ITEM DESCRIPTION | UNIT QUANTITY | UNIT PRICE |
|---|---------------|---------------------|
| 6" Concrete slab on grade | s.f. | \$ 6 |
| Earthwork – excavated & removed from site | c.y. | \$ 19 ⁸⁵ |
| Earthwork – imported to site & compacted in place | c.y. | \$ 23 |
| Earthwork – excavated & placed on site | c.y. | 9 |
| Mass Rock excavation | c.y. | 17 |
| Trench Rock excavation | c.y. | 68 |
| 12" Diameter ADS N-12 Piping, Installed | l.f. | 37 |
| 15" Diameter ADS N-12 Piping, Installed | l.f. | 46 |
| 18" Diameter ADS N-12 Piping, Installed | l.f. | 55 |
| 24" Diameter ADS N-12 Piping, Installed | l.f. | 67 |
| 30" Diameter ADS N-12 Piping, Installed | l.f. | 105 |
| Medium Duty Asphalt Paving | s.y. | \$ 35 |
| Heavy Duty Asphalt Paving | s.y. | \$ 47 |
| Heavy Duty Concrete Paving with DGA | s.y. | \$ 56 ⁵⁶ |
| Concrete Drive / Apron | s.f. | \$ 8 |
| Concrete Sidewalk | s.f. | \$ 6 |
| Concrete Curb & 12" Gutter | l.f. | \$ 27 |
| Concrete Header Curb | l.f. | \$ 22 |
| 8" CMU Wall with Reinforcing | s.f. | \$ 15 |

| | | |
|---|------|-------|
| 6" CMU Wall with Reinforcing | s.f. | 14 |
| 4" CMU Wall | s.f. | 14 |
| Proximity Reader Device | Each | 700 |
| Rubber Base | l.f. | 3 |
| Hollow Metal Door & Frame | Each | 1,500 |
| Aluminum Storefront Window | Each | 1,800 |
| Paint (Primer & Finish Coats) | s.f. | 1.15 |
| Brick Veneer | s.f. | 18 |
| Chain Link Fence | l.f. | 28 |
| Occupancy Sensor | Each | 330 |
| Single Pole Light Switch | | 240 |
| Single Pole Low Voltage Light Switch | Each | 330 |
| 3-Way Light Switch | Each | 270 |
| Fire Alarm horn/strobe unit with back-box, conduit and wiring (25') | Each | 550 |
| Fire Alarm pull station, back-box, conduit and wiring (25') | Each | 440 |
| Smoke detector, back-box, conduit and wiring (25') | Each | 660 |
| Metal Single Gang Box | Each | 58 |
| Metal Two Gang Box | Each | 84 |
| Duplex Receptacle with conduit & wiring | Each | 660 |
| Quadplex Receptacle with conduit & wiring | Each | 770 |
| GFCI Receptacle with conduit and wiring | Each | 770 |
| Weatherproof GFCI Receptacle with conduit and wiring | Each | 795 |
| Empty Data/Voice box with conduit and pull string | Each | 110 |
| LED High-Bay light fixture | Each | 660 |
| Exit Sign | Each | 330 |
| Motor Connection | Each | 275 |
| 30A Single-Phase Disconnect, Installed | Each | 550 |
| 30A Three-Phase Disconnect, Installed | Each | 660 |
| 3/4" EMT Conduit, Installed | l.f. | 8 |

| | | |
|--|------|------------------|
| 1" EMT Conduit, Installed | l.f. | 9 |
| 1 1/2" EMT Conduit, Installed | l.f. | 13 |
| 2" EMT Conduit, Installed | l.f. | 15 ⁷⁵ |
| 3" EMT Conduit, Installed | l.f. | 56 |
| 3/4" PVC Conduit, Buried | l.f. | 6 |
| 1 1/2" PVC Conduit, Buried | l.f. | 9 |
| 2" PVC Conduit, Buried | l.f. | 11 |
| 4" PVC Conduit, Buried | l.f. | 28 |
| (3) #12 Type THWN Conductor | l.f. | 4 |
| (3) #10 Type THWN Conductor | l.f. | 10 |
| 20A One Pole Breaker | Each | 82 |
| 20A Two Pole Breaker | Each | 137 |
| Emergency Light Fixture | Each | 550 |
| Voice Outlet Back Box with Conduit and pull string to above Ceiling | Each | 137 |
| Data Outlet Back Box with Conduit and pull string to above Ceiling | Each | 137 |
| Wireless Access Back Box with Conduit and Pull String to IT Rack | Each | 110 |
| Condensate Line and Insulation | l.f. | # 10 |
| Hose Bibb, Installed | Each | 92 |
| Non-Freeze Wall Hydrant, Installed | Each | 520 |
| 1/2" Domestic Water Piping (Copper, including wrought copper or cast brass fittings) | l.f. | 7 |
| 3/4" Domestic Water Piping (Copper, including wrought copper or cast brass fittings) | l.f. | 9 |
| 1" Domestic Water Piping (Copper, including wrought copper or cast brass fittings) | l.f. | 11 |
| 1 1/2" Domestic Water Piping (Copper, including wrought copper or cast brass fittings) | l.f. | 15 |
| 2" Domestic Water Piping (Copper, including wrought copper or cast brass fittings) | l.f. | 17 |
| 1 1/2" Sanitary Sewer Piping (PVC) | l.f. | 5 ⁵⁰ |
| 3" Sanitary Sewer Piping (PVC) | l.f. | 6 ⁴⁰ |
| 4" Sanitary Sewer Piping (PVC) | l.f. | 7 ⁹² |

PROJECT NO. 17120

SYCAMORE TOWNSHIP
EQUIPMENT STORAGE FACILITY

6" Sanitary Sewer Piping (PVC)

l.f.

12

END OF LIST OF UNIT PRICES l.f.