

Appendix 1

Data Collection

1. Kenwood Road and Galbraith Road

Cummins Consulting Services
4661 Marlberry Place, Lexington, KY 40509
swcummins@windstream.net 859.361.2589
"simplifying Data Collection since 2004"

File Name : Galbraith_at_Kenwood_506658_03-22-2018
 Site Code : Site 1 - Thursday
 Start Date : 3/22/2018
 Page No : 1

Cloudy - 40 Degrees
 Schools in Session

Groups Printed- Lights - Buses - Trucks - Bicycles on Crosswalk - Pedestrians

Start Time	Kenwood Road From North					E Galbraith Road From East					Kenwood Road From South					E Galbraith Road From West					Int. Total
	Left	Thru	Right	Peds	App. Total	Left	Thru	Right	Peds	App. Total	Left	Thru	Right	Peds	App. Total	Left	Thru	Right	Peds	App. Total	
07:00 AM	26	67	12	0	105	12	22	8	0	42	7	36	11	6	60	10	24	24	0	58	265
07:15 AM	59	104	13	0	176	10	19	10	0	39	25	70	10	15	120	14	30	29	2	75	410
07:30 AM	59	135	21	0	215	22	33	13	0	68	27	78	10	5	120	25	41	32	0	98	501
07:45 AM	71	182	33	0	286	24	36	15	0	75	37	116	16	9	178	19	53	41	0	113	652
Total	215	488	79	0	782	68	110	46	0	224	96	300	47	35	478	68	148	126	2	344	1828
08:00 AM	64	131	17	0	212	18	58	13	0	89	39	85	22	8	154	17	51	35	0	103	558
08:15 AM	81	164	31	0	276	15	40	16	0	71	29	73	30	4	136	8	56	26	2	92	575
08:30 AM	83	129	33	0	245	9	24	33	1	67	38	82	24	7	151	14	44	33	0	91	554
08:45 AM	97	128	33	0	258	19	34	35	0	88	41	123	27	5	196	21	43	40	0	104	646
Total	325	552	114	0	991	61	156	97	1	315	147	363	103	24	637	60	194	134	2	390	2333
09:00 AM	57	128	28	0	213	13	32	16	0	61	25	92	22	0	139	20	36	31	0	87	500
09:15 AM	47	89	21	0	157	13	22	27	0	62	36	71	14	1	122	16	33	36	0	85	426
09:30 AM	36	85	21	0	142	14	31	26	0	71	36	54	24	3	117	18	33	39	0	90	420
09:45 AM	36	87	26	0	149	15	29	12	0	56	42	51	10	0	103	21	41	39	0	101	409
Total	176	389	96	0	661	55	114	81	0	250	139	268	70	4	481	75	143	145	0	363	1755
10:00 AM	28	79	25	0	132	16	33	22	0	71	34	77	18	0	129	16	35	40	0	91	423
10:15 AM	27	67	22	0	116	8	29	29	0	66	48	59	17	0	124	14	30	31	0	75	381
10:30 AM	37	83	21	1	142	13	33	30	0	76	41	67	16	1	125	22	35	44	0	101	444
10:45 AM	45	84	17	1	147	22	40	23	0	85	30	69	20	2	121	33	41	52	0	126	479
Total	137	313	85	2	537	59	135	104	0	298	153	272	71	3	499	85	141	167	0	393	1727
11:00 AM	46	105	16	0	167	21	35	23	0	79	38	73	23	1	135	22	52	51	0	125	506
11:15 AM	43	98	22	0	163	22	44	33	0	99	53	66	9	2	130	24	38	58	0	120	512
11:30 AM	45	130	17	1	193	28	42	45	0	115	45	91	22	3	161	20	44	60	1	125	594
11:45 AM	55	122	18	0	195	31	35	39	0	105	77	82	19	1	179	27	36	81	0	144	623
Total	189	455	73	1	718	102	156	140	0	398	213	312	73	7	605	93	170	250	1	514	2235
12:00 PM	31	118	26	0	175	32	34	35	0	101	39	107	15	0	161	19	33	44	0	96	533
12:15 PM	54	142	19	0	215	23	43	32	0	98	57	77	27	0	161	26	50	57	0	133	607
12:30 PM	42	111	21	0	174	31	38	32	0	101	41	114	33	0	188	22	43	43	0	108	571
12:45 PM	46	115	12	0	173	16	46	39	0	101	54	115	27	3	199	17	46	51	0	114	587
Total	173	486	78	0	737	102	161	138	0	401	191	413	102	3	709	84	172	195	0	451	2298
01:00 PM	36	112	25	0	173	14	41	34	0	89	57	106	27	2	192	16	56	47	0	119	573
01:15 PM	38	104	20	0	162	23	35	42	0	100	40	117	34	2	193	18	53	74	0	145	600
01:30 PM	47	93	25	0	165	31	46	39	0	116	42	133	30	1	206	21	54	48	0	123	610
01:45 PM	52	89	11	0	152	19	50	32	0	101	47	117	25	2	191	26	47	57	0	130	574
Total	173	398	81	0	652	87	172	147	0	406	186	473	116	7	782	81	210	226	0	517	2357
02:00 PM	41	75	17	0	133	24	38	46	0	108	37	128	21	2	188	21	53	44	0	118	547
02:15 PM	55	100	16	0	171	17	47	47	0	111	44	106	22	3	175	26	40	36	0	102	559
02:30 PM	39	116	23	0	178	11	38	39	1	89	42	130	28	12	212	28	40	44	0	112	591
02:45 PM	40	116	16	1	173	15	34	40	1	90	48	114	35	9	206	29	51	49	0	129	598
Total	175	407	72	1	655	67	157	172	2	398	171	478	106	26	781	104	184	173	0	461	2295
03:00 PM	30	87	21	0	138	23	54	53	0	130	56	132	19	4	211	34	59	59	0	152	631
03:15 PM	49	113	21	0	183	19	47	47	0	113	55	145	33	2	235	26	49	56	0	131	662
03:30 PM	48	103	19	0	170	16	54	45	0	115	40	127	26	4	197	32	48	70	0	150	632
03:45 PM	50	102	20	0	172	17	52	52	0	121	39	124	24	4	191	26	66	58	0	150	634
Total	177	405	81	0	663	75	207	197	0	479	190	528	102	14	834	118	222	243	0	583	2559
04:00 PM	36	78	17	1	132	19	34	69	1	123	35	139	13	21	208	26	44	47	0	117	580
04:15 PM	45	95	20	0	160	16	45	62	0	123	39	158	16	13	226	38	73	47	0	158	667
04:30 PM	49	114	10	0	173	18	43	71	0	132	41	130	20	10	201	31	63	66	1	161	667
04:45 PM	41	134	18	0	193	22	58	62	1	143	29	156	18	4	207	33	59	48	0	140	683
Total	171	421	65	1	658	75	180	264	2	521	144	583	67	48	842	128	239	208	1	576	2597

Cummins Consulting Services
4661 Marlberry Place, Lexington, KY 40509
swcummins@windstream.net 859.361.2589
"Simplifying Data Collection since 2004"

File Name : Galbraith_at_Kenwood_506658_03-22-2018

Site Code : Site 1 - Thursday

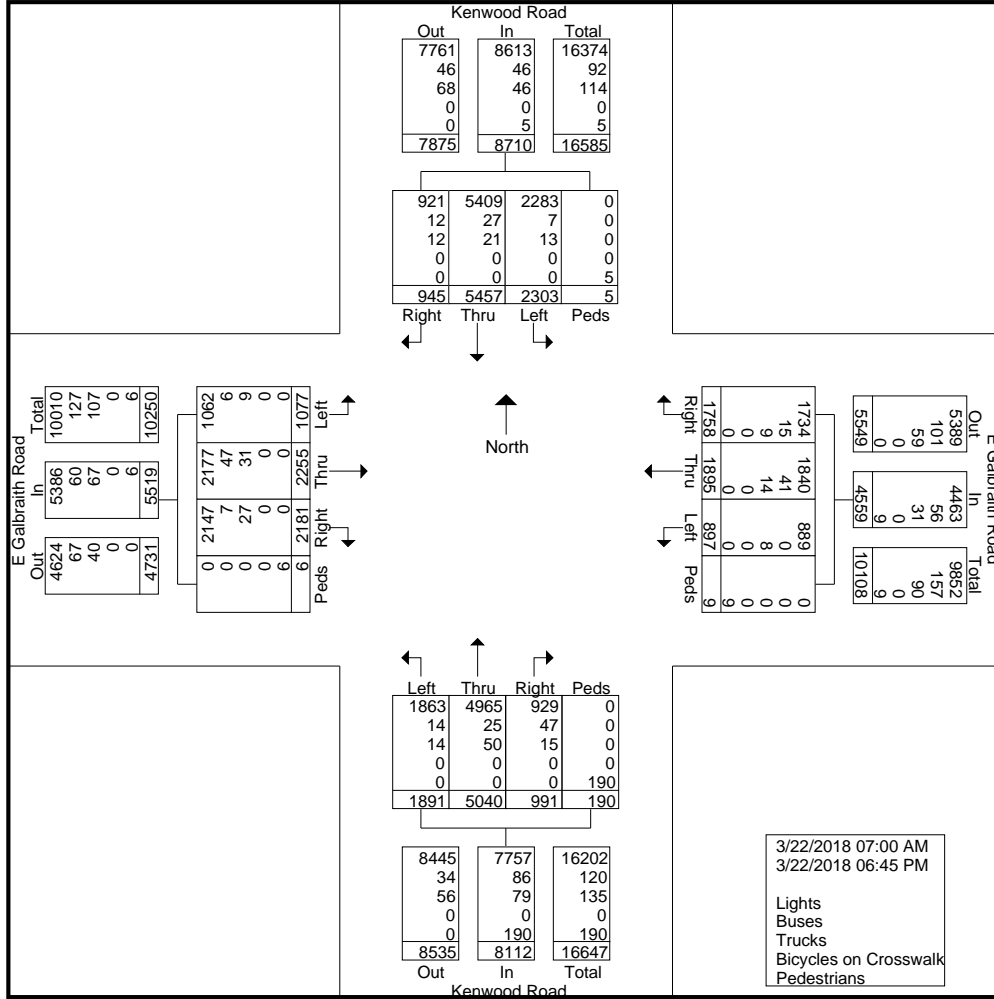
Start Date : 3/22/2018

Page No : 2

Groups Printed- Lights - Buses - Trucks - Bicycles on Crosswalk - Pedestrians

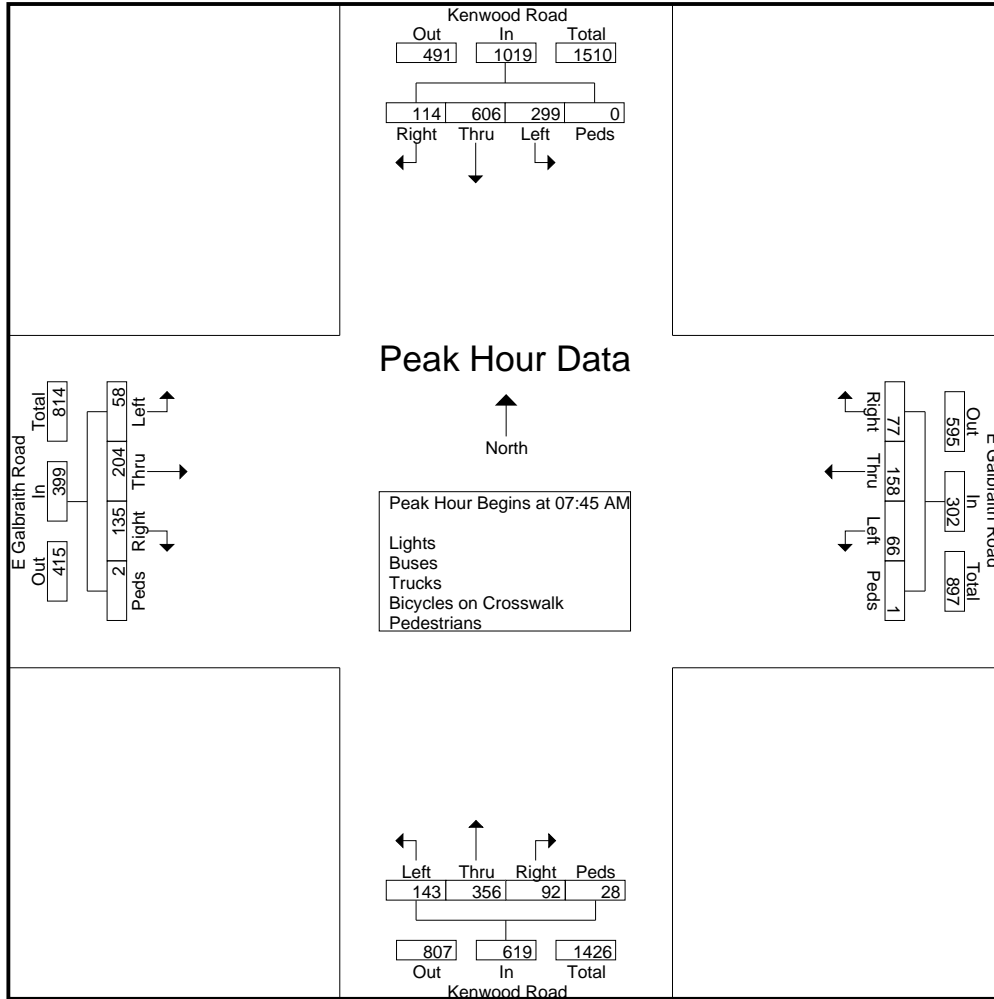
Start Time	Kenwood Road From North					E Galbraith Road From East					Kenwood Road From South					E Galbraith Road From West					Int. Total
	Left	Thru	Right	Peds	App. Total	Left	Thru	Right	Peds	App. Total	Left	Thru	Right	Peds	App. Total	Left	Thru	Right	Peds	App. Total	
05:00 PM	53	123	8	0	184	23	44	72	1	140	35	108	14	4	161	40	68	61	0	169	654
05:15 PM	53	179	17	0	249	21	66	70	1	158	39	170	20	6	235	37	67	34	0	138	780
05:30 PM	53	176	19	0	248	15	52	40	0	107	28	149	15	3	195	21	62	42	0	125	675
05:45 PM	61	160	19	0	240	23	43	40	0	106	36	144	14	1	195	21	54	30	0	105	646
Total	220	638	63	0	921	82	205	222	2	511	138	571	63	14	786	119	251	167	0	537	2755
06:00 PM	52	114	21	0	187	19	39	49	1	108	27	147	13	1	188	21	60	39	0	120	603
06:15 PM	54	146	7	0	207	14	35	52	0	101	34	112	19	0	165	13	46	32	0	91	564
06:30 PM	43	143	16	0	202	20	29	27	1	77	27	126	25	2	180	20	36	46	0	102	561
06:45 PM	23	102	14	0	139	11	39	22	0	72	35	94	14	2	145	8	39	30	0	77	433
Total	172	505	58	0	735	64	142	150	2	358	123	479	71	5	678	62	181	147	0	390	2161
Grand Total	2303	5457	945	5	8710	897	1895	1758	9	4559	1891	5040	991	190	8112	1077	2255	2181	6	5519	26900
Apprch %	26.4	62.7	10.8	0.1		19.7	41.6	38.6	0.2		23.3	62.1	12.2	2.3		19.5	40.9	39.5	0.1		
Total %	8.6	20.3	3.5	0	32.4	3.3	7	6.5	0	16.9	7	18.7	3.7	0.7	30.2	4	8.4	8.1	0	20.5	
Lights	2283	5409	921	0	8613	889	1840	1734	0	4463	1863	4965	929	0	7757	1062	2177	2147	0	5386	26219
% Lights	99.1	99.1	97.5	0	98.9	99.1	97.1	98.6	0	97.9	98.5	98.5	93.7	0	95.6	98.6	96.5	98.4	0	97.6	97.5
Buses	7	27	12	0	46	0	41	15	0	56	14	25	47	0	86	6	47	7	0	60	248
% Buses	0.3	0.5	1.3	0	0.5	0	2.2	0.9	0	1.2	0.7	0.5	4.7	0	1.1	0.6	2.1	0.3	0	1.1	0.9
Trucks	13	21	12	0	46	8	14	9	0	31	14	50	15	0	79	9	31	27	0	67	223
% Trucks	0.6	0.4	1.3	0	0.5	0.9	0.7	0.5	0	0.7	0.7	1	1.5	0	1	0.8	1.4	1.2	0	1.2	0.8
Bicycles on Crosswalk	0	0	0	0	0	0	0	0	0	0	0	0	0	0	0	0	0	0	0	0	0
% Bicycles on Crosswalk	0	0	0	0	0	0	0	0	0	0	0	0	0	0	0	0	0	0	0	0	0
Pedestrians	0	0	0	5	5	0	0	0	9	9	0	0	0	190	190	0	0	0	6	6	210
% Pedestrians	0	0	0	100	0.1	0	0	0	100	0.2	0	0	0	100	2.3	0	0	0	100	0.1	0.8

File Name : Galbraith_at_Kenwood_506658_03-22-2018
 Site Code : Site 1 - Thursday
 Start Date : 3/22/2018
 Page No : 3



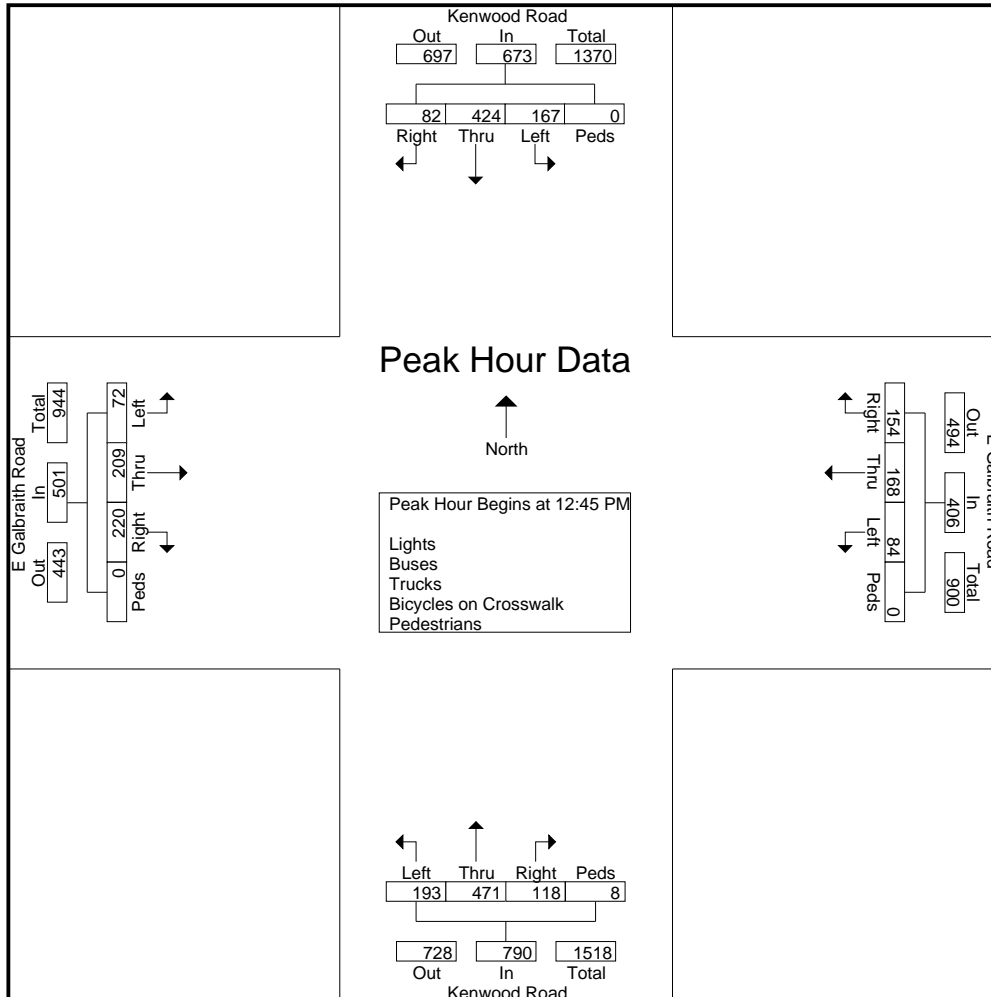
File Name : Galbraith_at_Kenwood_506658_03-22-2018
 Site Code : Site 1 - Thursday
 Start Date : 3/22/2018
 Page No : 4

Start Time	Kenwood Road From North					E Galbraith Road From East					Kenwood Road From South					E Galbraith Road From West					Int. Total
	Left	Thru	Right	Peds	App. Total	Left	Thru	Right	Peds	App. Total	Left	Thru	Right	Peds	App. Total	Left	Thru	Right	Peds	App. Total	
Peak Hour Analysis From 07:00 AM to 09:45 AM - Peak 1 of 1																					
Peak Hour for Entire Intersection Begins at 07:45 AM																					
07:45 AM	71	182	33	0	286	24	36	15	0	75	37	116	16	9	178	19	53	41	0	113	652
08:00 AM	64	131	17	0	212	18	58	13	0	89	39	85	22	8	154	17	51	35	0	103	558
08:15 AM	81	164	31	0	276	15	40	16	0	71	29	73	30	4	136	8	56	26	2	92	575
08:30 AM	83	129	33	0	245	9	24	33	1	67	38	82	24	7	151	14	44	33	0	91	554
Total Volume	299	606	114	0	1019	66	158	77	1	302	143	356	92	28	619	58	204	135	2	399	2339
% App. Total	29.3	59.5	11.2	0		21.9	52.3	25.5	0.3		23.1	57.5	14.9	4.5		14.5	51.1	33.8	0.5		
PHF	.901	.832	.864	.000	.891	.688	.681	.583	.250	.848	.917	.767	.767	.778	.869	.763	.911	.823	.250	.883	.897



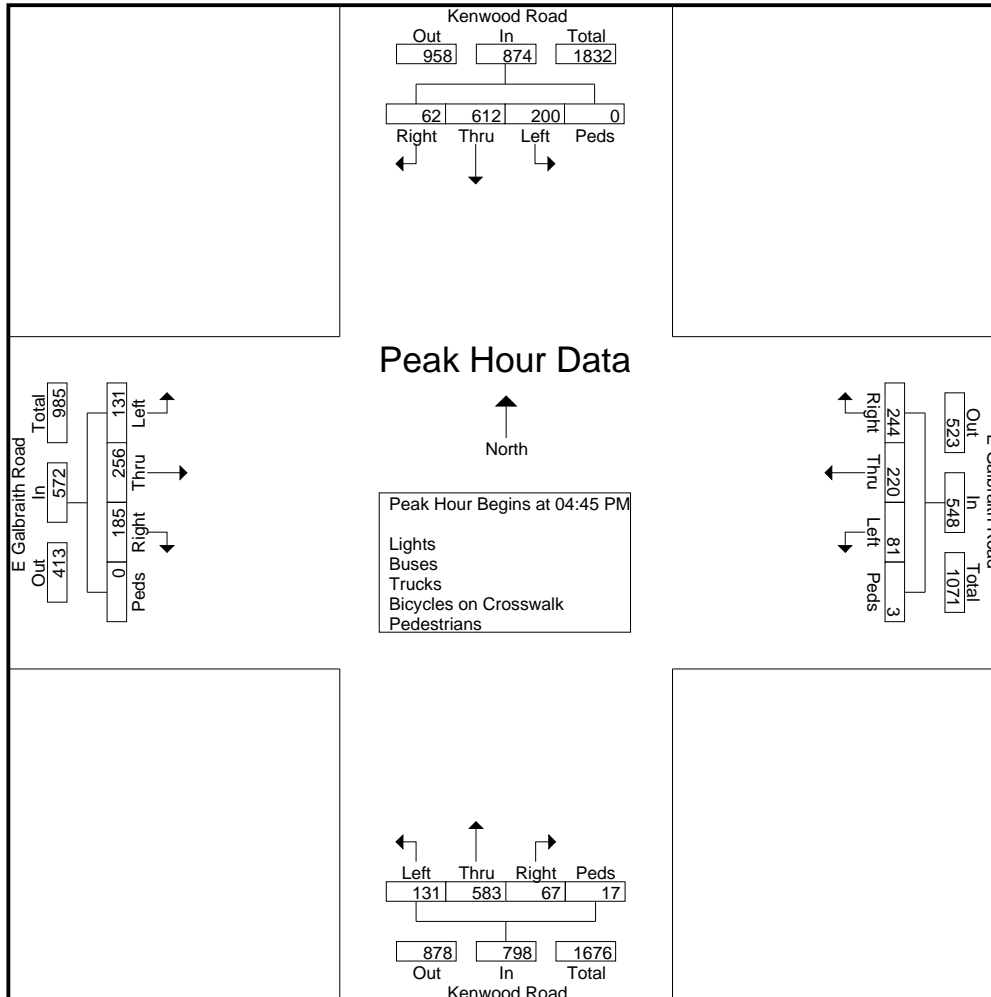
File Name : Galbraith_at_Kenwood_506658_03-22-2018
 Site Code : Site 1 - Thursday
 Start Date : 3/22/2018
 Page No : 5

Start Time	Kenwood Road From North					E Galbraith Road From East					Kenwood Road From South					E Galbraith Road From West					Int. Total
	Left	Thru	Right	Peds	App. Total	Left	Thru	Right	Peds	App. Total	Left	Thru	Right	Peds	App. Total	Left	Thru	Right	Peds	App. Total	
Peak Hour Analysis From 10:00 AM to 01:45 PM - Peak 1 of 1																					
Peak Hour for Entire Intersection Begins at 12:45 PM																					
12:45 PM	46	115	12	0	173	16	46	39	0	101	54	115	27	3	199	17	46	51	0	114	587
01:00 PM	36	112	25	0	173	14	41	34	0	89	57	106	27	2	192	16	56	47	0	119	573
01:15 PM	38	104	20	0	162	23	35	42	0	100	40	117	34	2	193	18	53	74	0	145	600
01:30 PM	47	93	25	0	165	31	46	39	0	116	42	133	30	1	206	21	54	48	0	123	610
Total Volume	167	424	82	0	673	84	168	154	0	406	193	471	118	8	790	72	209	220	0	501	2370
% App. Total	24.8	63	12.2	0		20.7	41.4	37.9	0		24.4	59.6	14.9	1		14.4	41.7	43.9	0		
PHF	.888	.922	.820	.000	.973	.677	.913	.917	.000	.875	.846	.885	.868	.667	.959	.857	.933	.743	.000	.864	.971



File Name : Galbraith_at_Kenwood_506658_03-22-2018
 Site Code : Site 1 - Thursday
 Start Date : 3/22/2018
 Page No : 6

Start Time	Kenwood Road From North					E Galbraith Road From East					Kenwood Road From South					E Galbraith Road From West					Int. Total
	Left	Thru	Right	Peds	App. Total	Left	Thru	Right	Peds	App. Total	Left	Thru	Right	Peds	App. Total	Left	Thru	Right	Peds	App. Total	
Peak Hour Analysis From 02:00 PM to 06:45 PM - Peak 1 of 1																					
Peak Hour for Entire Intersection Begins at 04:45 PM																					
04:45 PM	41	134	18	0	193	22	58	62	1	143	29	156	18	4	207	33	59	48	0	140	683
05:00 PM	53	123	8	0	184	23	44	72	1	140	35	108	14	4	161	40	68	61	0	169	654
05:15 PM	53	179	17	0	249	21	66	70	1	158	39	170	20	6	235	37	67	34	0	138	780
05:30 PM	53	176	19	0	248	15	52	40	0	107	28	149	15	3	195	21	62	42	0	125	675
Total Volume	200	612	62	0	874	81	220	244	3	548	131	583	67	17	798	131	256	185	0	572	2792
% App. Total	22.9	70	7.1	0		14.8	40.1	44.5	0.5		16.4	73.1	8.4	2.1		22.9	44.8	32.3	0		
PHF	.943	.855	.816	.000	.878	.880	.833	.847	.750	.867	.840	.857	.838	.708	.849	.819	.941	.758	.000	.846	.895



Cummins Consulting Services
4661 Marlberry Place, Lexington, KY 40509
swcummins@windstream.net 859.361.2589
"simplifying Data Collection since 2004"

File Name : Galbraith_at_Kenwood_506681_03-24-2018
 Site Code : Site 1 - Saturday
 Start Date : 3/24/2018
 Page No : 1

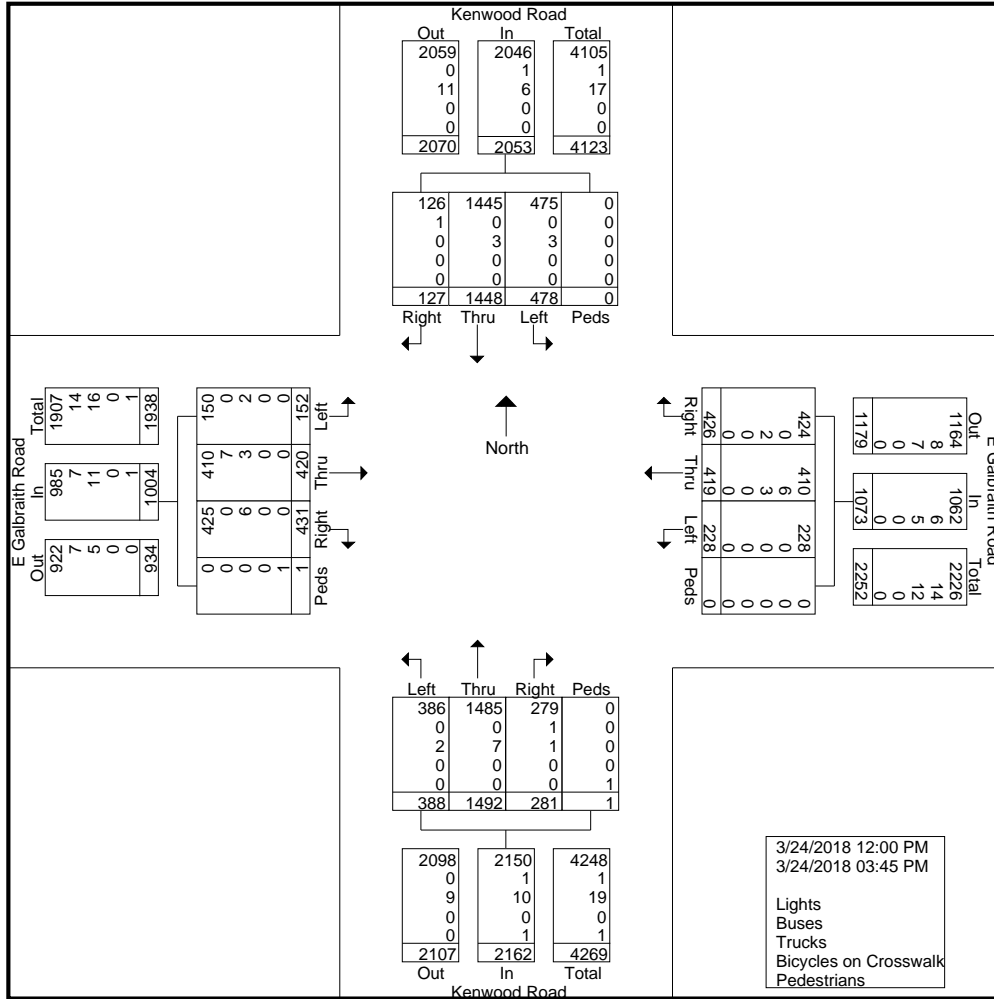
Light Snow - 30 Degrees

Groups Printed- Lights - Buses - Trucks - Bicycles on Crosswalk - Pedestrians

Start Time	Kenwood Road From North					E Galbraith Road From East					Kenwood Road From South					E Galbraith Road From West					Int. Total
	Left	Thru	Right	Peds	App. Total	Left	Thru	Right	Peds	App. Total	Left	Thru	Right	Peds	App. Total	Left	Thru	Right	Peds	App. Total	
12:00 PM	36	98	9	0	143	9	31	23	0	63	27	67	14	0	108	7	32	34	0	73	387
12:15 PM	34	83	9	0	126	11	30	24	0	65	19	90	23	0	132	7	26	23	0	56	379
12:30 PM	37	85	4	0	126	15	31	16	0	62	15	62	7	1	85	15	32	31	1	79	352
12:45 PM	30	107	6	0	143	16	25	25	0	66	26	72	11	0	109	7	43	30	0	80	398
Total	137	373	28	0	538	51	117	88	0	256	87	291	55	1	434	36	133	118	1	288	1516
01:00 PM	32	97	4	0	133	11	32	28	0	71	29	87	19	0	135	5	24	26	0	55	394
01:15 PM	21	90	5	0	116	14	23	24	0	61	17	88	12	0	117	10	26	28	0	64	358
01:30 PM	39	95	16	0	150	11	30	21	0	62	16	96	16	0	128	8	21	33	0	62	402
01:45 PM	30	84	9	0	123	17	24	40	0	81	25	103	22	0	150	12	31	18	0	61	415
Total	122	366	34	0	522	53	109	113	0	275	87	374	69	0	530	35	102	105	0	242	1569
02:00 PM	34	100	8	0	142	11	22	32	0	65	25	119	13	0	157	7	26	14	0	47	411
02:15 PM	27	83	11	0	121	19	24	30	0	73	35	96	29	0	160	15	40	35	0	90	444
02:30 PM	18	101	8	0	127	11	18	31	0	60	29	99	13	0	141	8	16	18	0	42	370
02:45 PM	32	88	9	0	129	16	23	27	0	66	28	100	15	0	143	9	22	26	0	57	395
Total	111	372	36	0	519	57	87	120	0	264	117	414	70	0	601	39	104	93	0	236	1620
03:00 PM	22	86	11	0	119	15	27	36	0	78	26	111	18	0	155	18	17	28	0	63	415
03:15 PM	24	74	4	0	102	13	30	22	0	65	23	111	22	0	156	11	20	30	0	61	384
03:30 PM	33	92	6	0	131	16	26	19	0	61	21	106	19	0	146	6	21	26	0	53	391
03:45 PM	29	85	8	0	122	23	23	28	0	74	27	85	28	0	140	7	23	31	0	61	397
Total	108	337	29	0	474	67	106	105	0	278	97	413	87	0	597	42	81	115	0	238	1587
Grand Total	478	1448	127	0	2053	228	419	426	0	1073	388	1492	281	1	2162	152	420	431	1	1004	6292
Apprch %	23.3	70.5	6.2	0		21.2	39	39.7	0		17.9	69	13	0		15.1	41.8	42.9	0.1		
Total %	7.6	23	2	0	32.6	3.6	6.7	6.8	0	17.1	6.2	23.7	4.5	0	34.4	2.4	6.7	6.8	0	16	
Lights	475	1445	126	0	2046	228	410	424	0	1062	386	1485	279	0	2150	150	410	425	0	985	6243
% Lights	99.4	99.8	99.2	0	99.7	100	97.9	99.5	0	99	99.5	99.5	99.3	0	99.4	98.7	97.6	98.6	0	98.1	99.2
Buses	0	0	1	0	1	0	6	0	0	6	0	0	1	0	1	0	7	0	0	7	15
% Buses	0	0	0.8	0	0	0	1.4	0	0	0.6	0	0	0.4	0	0	0	1.7	0	0	0.7	0.2
Trucks	3	3	0	0	6	0	3	2	0	5	2	7	1	0	10	2	3	6	0	11	32
% Trucks	0.6	0.2	0	0	0.3	0	0.7	0.5	0	0.5	0.5	0.5	0.4	0	0.5	1.3	0.7	1.4	0	1.1	0.5
Bicycles on Crosswalk	0	0	0	0	0	0	0	0	0	0	0	0	0	0	0	0	0	0	0	0	0
% Bicycles on Crosswalk	0	0	0	0	0	0	0	0	0	0	0	0	0	0	0	0	0	0	0	0	0
Pedestrians	0	0	0	0	0	0	0	0	0	0	0	0	0	1	1	0	0	0	1	1	2
% Pedestrians	0	0	0	0	0	0	0	0	0	0	0	0	0	100	0	0	0	0	100	0.1	0

Cummins Consulting Services
 4661 Marlberry Place, Lexington, KY 40509
 swcummins@windstream.net 859.361.2589
"simplifying Data Collection since 2004"

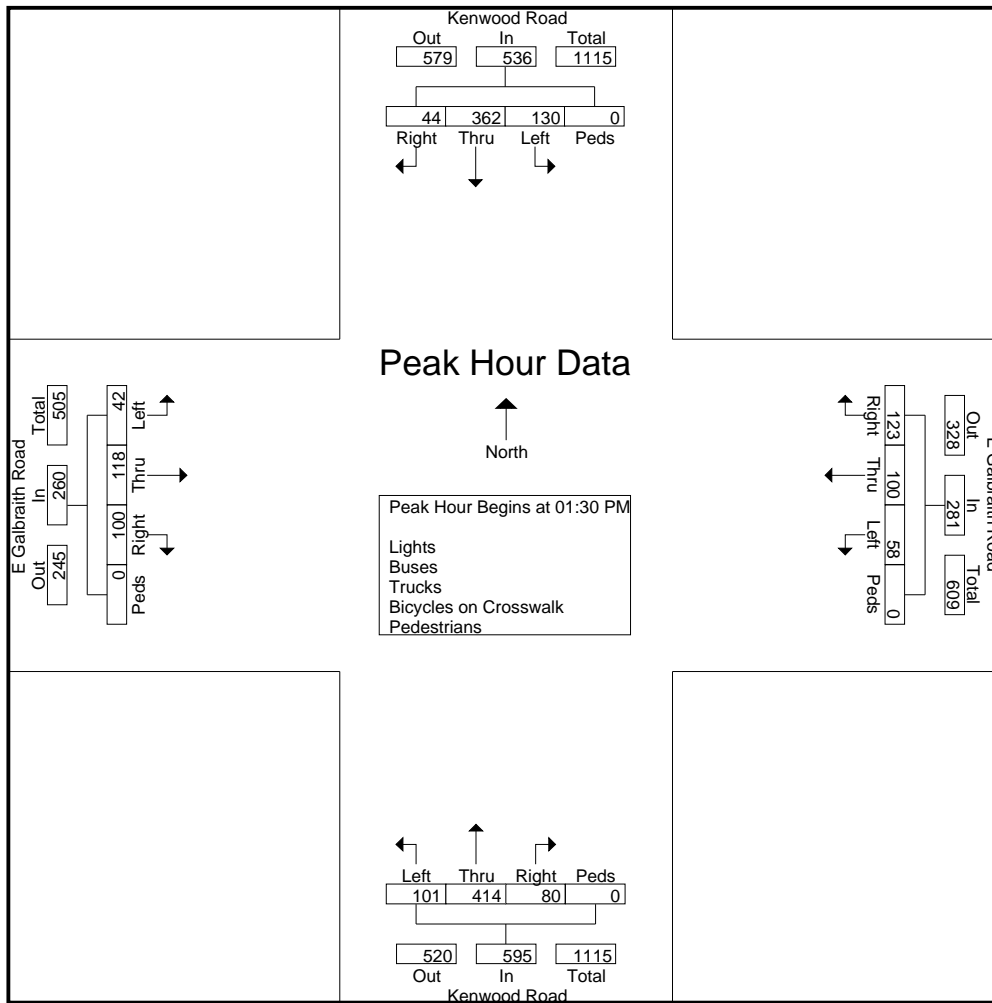
File Name : Galbraith_at_Kenwood_506681_03-24-2018
 Site Code : Site 1 - Saturday
 Start Date : 3/24/2018
 Page No : 2



Cummins Consulting Services
 4661 Marlberry Place, Lexington, KY 40509
 swcummins@windstream.net 859.361.2589
"simplifying Data Collection since 2004"

File Name : Galbraith_at_Kenwood_506681_03-24-2018
 Site Code : Site 1 - Saturday
 Start Date : 3/24/2018
 Page No : 3

Start Time	Kenwood Road From North					E Galbraith Road From East					Kenwood Road From South					E Galbraith Road From West					Int. Total
	Left	Thru	Right	Peds	App. Total	Left	Thru	Right	Peds	App. Total	Left	Thru	Right	Peds	App. Total	Left	Thru	Right	Peds	App. Total	
Peak Hour Analysis From 12:00 PM to 03:45 PM - Peak 1 of 1																					
Peak Hour for Entire Intersection Begins at 01:30 PM																					
01:30 PM	39	95	16	0	150	11	30	21	0	62	16	96	16	0	128	8	21	33	0	62	402
01:45 PM	30	84	9	0	123	17	24	40	0	81	25	103	22	0	150	12	31	18	0	61	415
02:00 PM	34	100	8	0	142	11	22	32	0	65	25	119	13	0	157	7	26	14	0	47	411
02:15 PM	27	83	11	0	121	19	24	30	0	73	35	96	29	0	160	15	40	35	0	90	444
Total Volume	130	362	44	0	536	58	100	123	0	281	101	414	80	0	595	42	118	100	0	260	1672
% App. Total	24.3	67.5	8.2	0		20.6	35.6	43.8	0		17	69.6	13.4	0		16.2	45.4	38.5	0		
PHF	.833	.905	.688	.000	.893	.763	.833	.769	.000	.867	.721	.870	.690	.000	.930	.700	.738	.714	.000	.722	.941



2. Kenwood Road and Kenwood Mall/Hospital Driveway

Cummins Consulting Services
4661 Marlberry Place, Lexington, KY 40509
swcummins@windstream.net 859.361.2589
"simplifying Data Collection since 2004"

File Name : Kenwood_Mall_at_Kenwood_506659_03-22-2018

Cloudy - 40 Degrees
 Schools in Session

Site Code : Site 2 - Thursday

Start Date : 3/22/2018

Page No : 1

Groups Printed- Lights - Buses - Trucks - Bicycles on Crosswalk - Pedestrians

Start Time	Kenwood Road From North					Kenwood Mall From East					Kenwood Road From South					Jewish Hospital - Construction From West					Int. Total
	Left	Thru	Right	Peds	App. Total	Left	Thru	Right	Peds	App. Total	Left	Thru	Right	Peds	App. Total	Left	Thru	Right	Peds	App. Total	
07:00 AM	5	89	7	0	101	0	3	1	0	4	9	68	9	0	86	1	0	0	0	1	192
07:15 AM	2	129	13	1	145	0	2	0	0	2	10	107	9	0	126	0	0	1	0	1	274
07:30 AM	1	185	13	3	202	0	3	3	1	7	12	118	5	0	135	1	0	0	0	1	345
07:45 AM	5	239	16	2	262	0	2	2	0	4	12	169	9	0	190	0	0	1	0	1	457
Total	13	642	49	6	710	0	10	6	1	17	43	462	32	0	537	2	0	2	0	4	1268
08:00 AM	1	190	16	0	207	2	2	1	0	5	11	144	2	0	157	1	1	1	0	3	372
08:15 AM	4	225	7	0	236	0	2	1	0	3	13	125	5	0	143	1	0	1	0	2	384
08:30 AM	5	177	7	0	189	0	1	3	0	4	11	143	2	0	156	1	0	4	0	5	354
08:45 AM	7	205	10	0	222	0	0	1	0	1	7	184	1	0	192	4	0	4	0	8	423
Total	17	797	40	0	854	2	5	6	0	13	42	596	10	0	648	7	1	10	0	18	1533
09:00 AM	5	155	9	0	169	1	0	1	0	2	6	127	2	0	135	0	0	0	0	0	306
09:15 AM	4	148	2	1	155	0	0	1	0	1	5	36	0	0	41	1	0	1	0	2	199
09:30 AM	9	133	5	0	147	0	0	3	0	3	8	103	6	0	117	0	0	2	0	2	269
09:45 AM	18	127	4	0	149	0	0	4	0	4	9	108	4	0	121	0	0	3	0	3	277
Total	36	563	20	1	620	1	0	9	0	10	28	374	12	0	414	1	0	6	0	7	1051
10:00 AM	10	137	1	0	148	2	0	4	0	6	6	101	6	0	113	0	0	1	0	1	268
10:15 AM	6	101	5	0	112	2	0	5	0	7	9	101	5	0	115	0	1	6	0	7	241
10:30 AM	7	134	3	0	144	1	1	6	0	8	5	103	3	0	111	0	0	3	0	3	266
10:45 AM	14	141	4	0	159	2	0	11	0	13	7	99	2	0	108	0	0	3	0	3	283
Total	37	513	13	0	563	7	1	26	0	34	27	404	16	0	447	0	1	13	0	14	1058
11:00 AM	14	161	4	0	179	5	0	14	0	19	3	115	7	0	125	2	0	1	1	4	327
11:15 AM	11	166	5	0	182	5	0	8	0	13	11	128	5	0	144	2	0	2	0	4	343
11:30 AM	13	196	5	0	214	8	0	20	0	28	9	138	6	0	153	2	0	3	0	5	400
11:45 AM	21	208	8	0	237	3	0	16	0	19	7	160	5	0	172	3	0	2	0	5	433
Total	59	731	22	0	812	21	0	58	0	79	30	541	23	0	594	9	0	8	1	18	1503
12:00 PM	21	175	3	0	199	4	0	17	0	21	8	135	10	0	153	1	1	3	0	5	378
12:15 PM	20	213	4	0	237	4	0	11	0	15	5	153	0	0	158	2	1	4	0	7	417
12:30 PM	12	153	4	0	169	6	0	17	0	23	2	166	4	0	172	1	0	6	0	7	371
12:45 PM	19	178	3	0	200	7	0	23	0	30	10	176	3	0	189	1	0	2	0	3	422
Total	72	719	14	0	805	21	0	68	0	89	25	630	17	0	672	5	2	15	0	22	1588
01:00 PM	20	162	6	0	188	7	0	27	0	34	4	169	4	0	177	1	0	4	0	5	404
01:15 PM	15	186	5	1	207	3	0	28	0	31	5	158	7	0	170	1	0	3	1	5	413
01:30 PM	9	158	4	0	171	6	0	23	0	29	7	180	5	0	192	1	1	2	1	5	397
01:45 PM	19	150	2	0	171	8	0	27	0	35	10	162	9	0	181	0	0	5	0	5	392
Total	63	656	17	1	737	24	0	105	0	129	26	669	25	0	720	3	1	14	2	20	1606
02:00 PM	9	141	2	0	152	5	0	34	0	39	8	149	13	0	170	3	0	5	0	8	369
02:15 PM	9	161	4	0	174	4	0	26	0	30	4	156	4	0	164	1	0	5	1	7	375
02:30 PM	14	162	2	0	178	8	1	28	0	37	7	167	7	0	181	2	0	5	0	7	403
02:45 PM	12	189	3	0	204	16	0	26	0	42	7	168	7	0	182	1	0	9	0	10	438
Total	44	653	11	0	708	33	1	114	0	148	26	640	31	0	697	7	0	24	1	32	1585
03:00 PM	15	160	3	0	178	9	0	27	0	36	5	194	5	0	204	4	0	11	0	15	433
03:15 PM	11	182	3	0	196	5	1	20	0	26	2	198	5	0	205	2	0	2	0	4	431
03:30 PM	12	184	3	0	199	7	0	19	0	26	2	165	6	0	173	4	0	3	0	7	405
03:45 PM	18	182	2	2	204	10	0	24	0	34	4	155	5	0	164	6	0	6	0	12	414
Total	56	708	11	2	777	31	1	90	0	122	13	712	21	0	746	16	0	22	0	38	1683
04:00 PM	8	156	0	1	165	8	0	38	1	47	6	168	9	0	183	3	1	8	0	12	407
04:15 PM	13	150	4	0	167	10	0	29	0	39	7	183	5	0	195	1	0	3	0	4	405
04:30 PM	20	213	2	3	238	14	0	25	1	40	4	171	3	0	178	0	0	5	1	6	462
04:45 PM	18	206	1	0	225	3	0	22	0	25	2	185	12	0	199	1	0	5	0	6	455
Total	59	725	7	4	795	35	0	114	2	151	19	707	29	0	755	5	1	21	1	28	1729

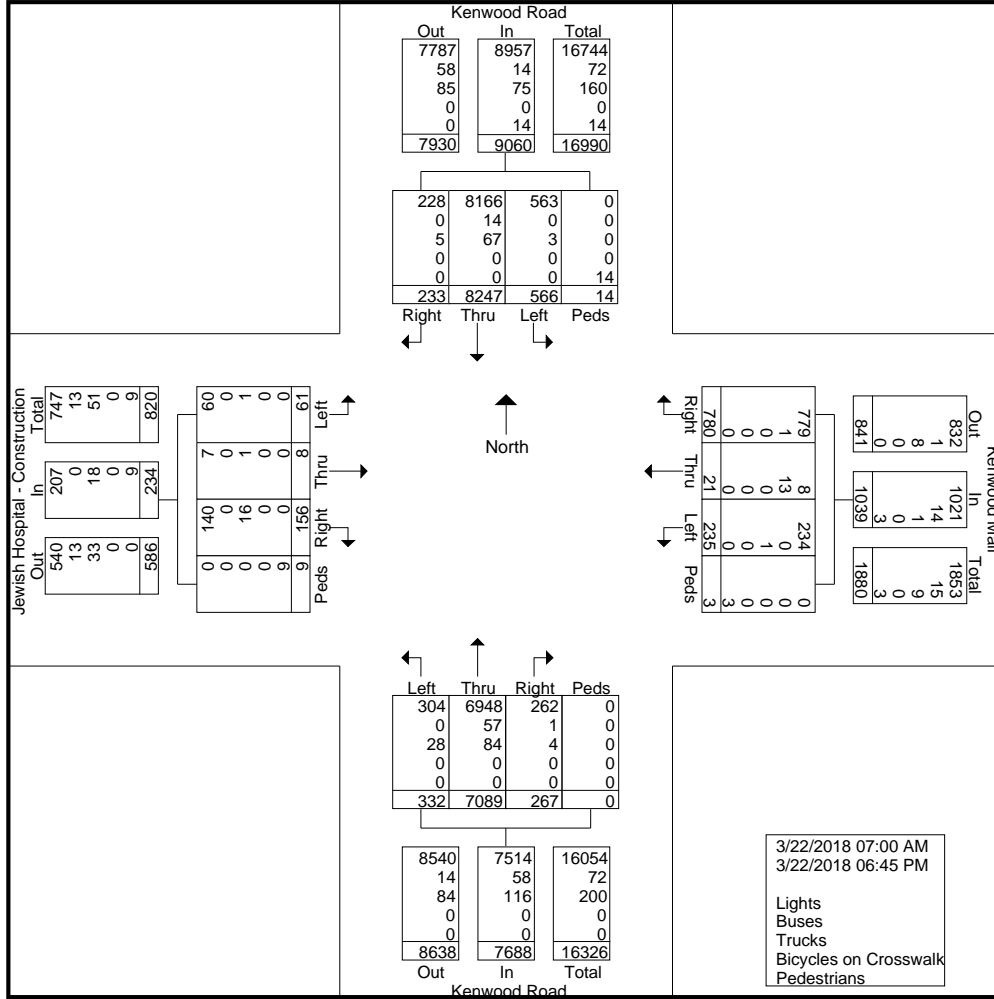
Cummins Consulting Services
4661 Marlberry Place, Lexington, KY 40509
swcummins@windstream.net 859.361.2589
"simplifying Data Collection since 2004"

File Name : Kenwood_Mall_at_Kenwood_506659_03-22-2018
 Site Code : Site 2 - Thursday
 Start Date : 3/22/2018
 Page No : 2

Groups Printed- Lights - Buses - Trucks - Bicycles on Crosswalk - Pedestrians

Start Time	Kenwood Road From North					Kenwood Mall From East					Kenwood Road From South					Jewish Hospital - Construction From West					Int. Total
	Left	Thru	Right	Peds	App. Total	Left	Thru	Right	Peds	App. Total	Left	Thru	Right	Peds	App. Total	Left	Thru	Right	Peds	App. Total	
05:00 PM	12	215	1	0	228	8	0	21	0	29	2	204	10	0	216	0	1	4	0	5	478
05:15 PM	14	227	0	0	241	10	0	26	0	36	2	208	4	0	214	4	0	6	2	12	503
05:30 PM	12	215	2	0	229	6	1	21	0	28	2	175	6	0	183	0	0	1	0	1	441
05:45 PM	15	208	3	0	226	2	0	30	0	32	2	166	4	0	172	0	1	2	1	4	434
Total	53	865	6	0	924	26	1	98	0	125	8	753	24	0	785	4	2	13	3	22	1856
06:00 PM	11	179	5	0	195	6	0	24	0	30	5	174	5	0	184	0	0	1	0	1	410
06:15 PM	20	178	4	0	202	6	0	28	0	34	9	146	9	0	164	1	0	3	0	4	404
06:30 PM	13	192	8	0	213	13	0	16	0	29	15	162	6	0	183	1	0	2	0	3	428
06:45 PM	13	126	6	0	145	9	2	18	0	29	16	119	7	0	142	0	0	2	1	3	319
Total	57	675	23	0	755	34	2	86	0	122	45	601	27	0	673	2	0	8	1	11	1561
Grand Total	566	8247	233	14	9060	235	21	780	3	1039	332	7089	267	0	7688	61	8	156	9	234	18021
Apprch %	6.2	91	2.6	0.2		22.6	2	75.1	0.3		4.3	92.2	3.5	0		26.1	3.4	66.7	3.8		
Total %	3.1	45.8	1.3	0.1	50.3	1.3	0.1	4.3	0	5.8	1.8	39.3	1.5	0	42.7	0.3	0	0.9	0	1.3	
Lights	563	8166	228	0	8957	234	8	779	0	1021	304	6948	262	0	7514	60	7	140	0	207	17699
% Lights	99.5	99	97.9	0	98.9	99.6	38.1	99.9	0	98.3	91.6	98	98.1	0	97.7	98.4	87.5	89.7	0	88.5	98.2
Buses	0	14	0	0	14	0	13	1	0	14	0	57	1	0	58	0	0	0	0	0	86
% Buses	0	0.2	0	0	0.2	0	61.9	0.1	0	1.3	0	0.8	0.4	0	0.8	0	0	0	0	0	0.5
Trucks	3	67	5	0	75	1	0	0	0	1	28	84	4	0	116	1	1	16	0	18	210
% Trucks	0.5	0.8	2.1	0	0.8	0.4	0	0	0	0.1	8.4	1.2	1.5	0	1.5	1.6	12.5	10.3	0	7.7	1.2
Bicycles on Crosswalk	0	0	0	0	0	0	0	0	0	0	0	0	0	0	0	0	0	0	0	0	0
% Bicycles on Crosswalk	0	0	0	0	0	0	0	0	0	0	0	0	0	0	0	0	0	0	0	0	0
Pedestrians	0	0	0	14	14	0	0	0	3	3	0	0	0	0	0	0	0	0	9	9	26
% Pedestrians	0	0	0	100	0.2	0	0	0	100	0.3	0	0	0	0	0	0	0	0	100	3.8	0.1

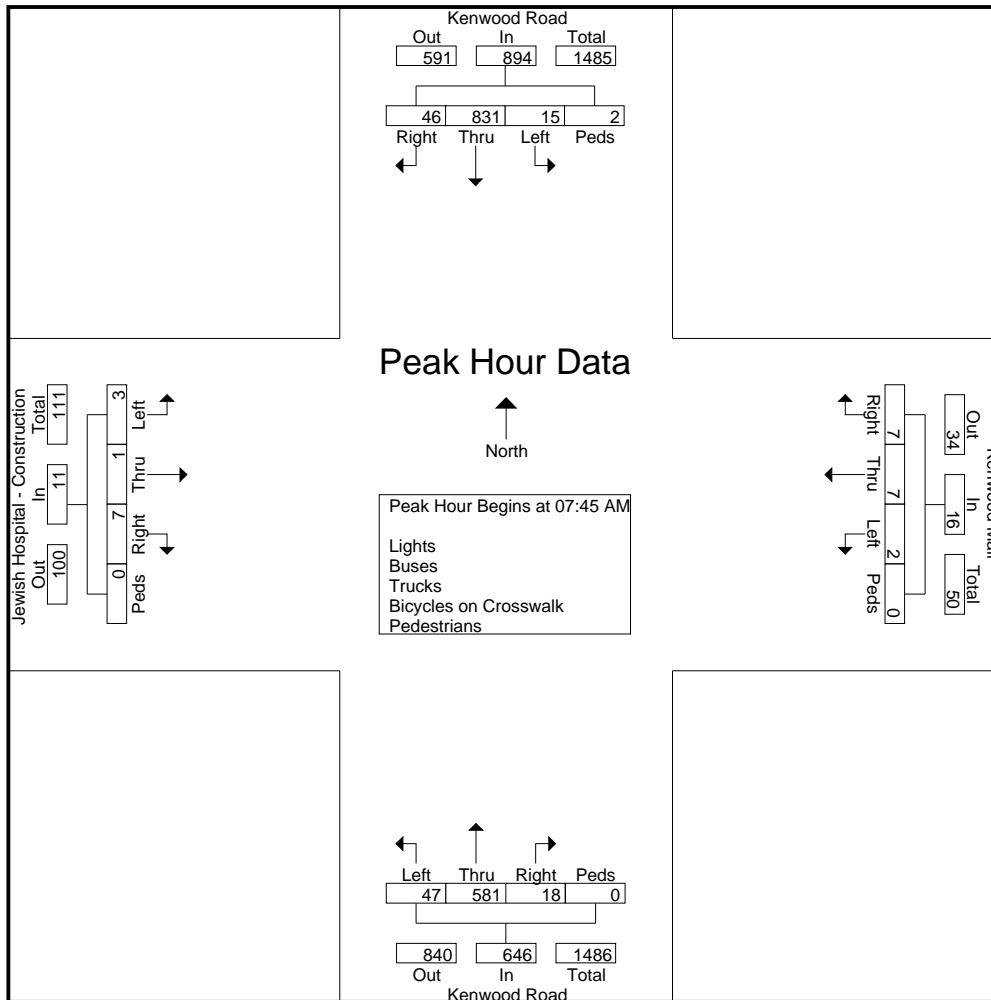
File Name : Kenwood_Mall_at_Kenwood_506659_03-22-2018
 Site Code : Site 2 - Thursday
 Start Date : 3/22/2018
 Page No : 3



Cummins Consulting Services
 4661 Marlberry Place, Lexington, KY 40509
 swcummins@windstream.net 859.361.2589
 "simplifying Data Collection since 2004"

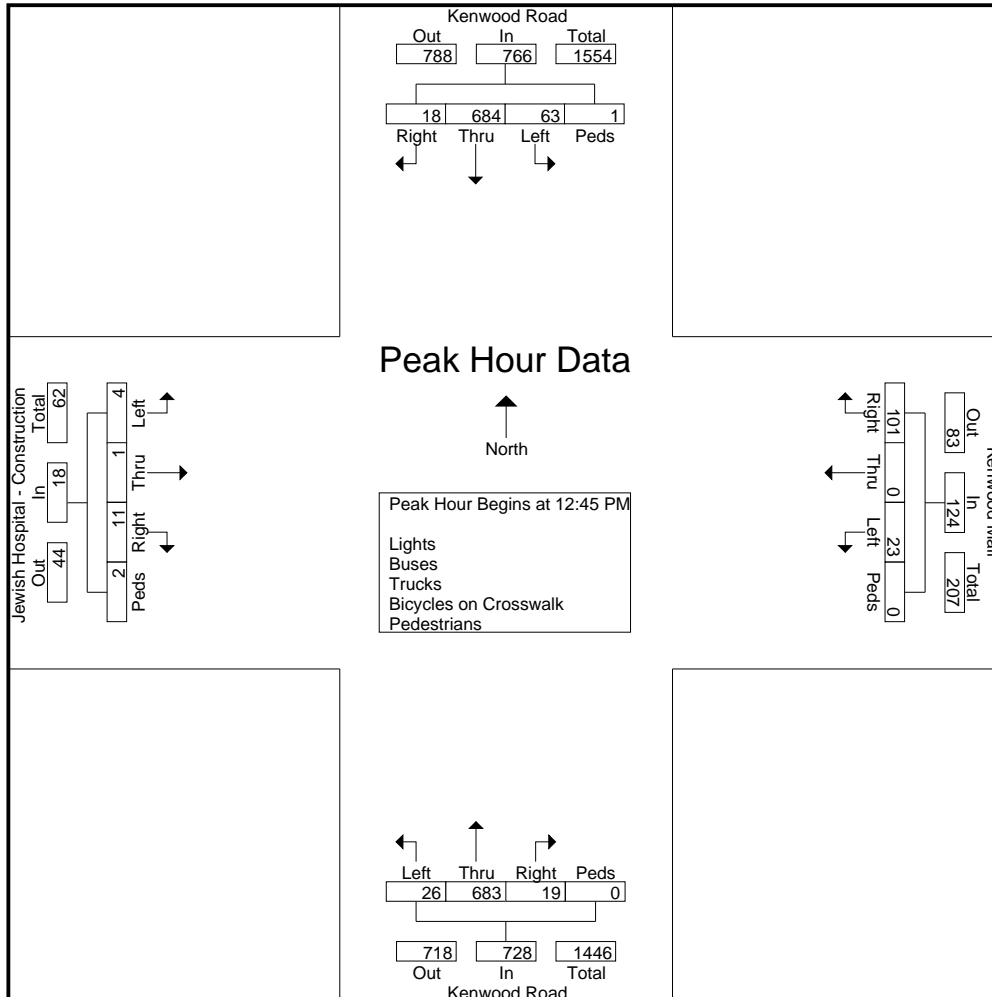
File Name : Kenwood_Mall_at_Kenwood_506659_03-22-2018
 Site Code : Site 2 - Thursday
 Start Date : 3/22/2018
 Page No : 4

Start Time	Kenwood Road From North					Kenwood Mall From East					Kenwood Road From South					Jewish Hospital - Construction From West					Int. Total
	Left	Thru	Right	Peds	App. Total	Left	Thru	Right	Peds	App. Total	Left	Thru	Right	Peds	App. Total	Left	Thru	Right	Peds	App. Total	
Peak Hour Analysis From 07:00 AM to 09:45 AM - Peak 1 of 1																					
Peak Hour for Entire Intersection Begins at 07:45 AM																					
07:45 AM	5	239	16	2	262	0	2	2	0	4	12	169	9	0	190	0	0	1	0	1	457
08:00 AM	1	190	16	0	207	2	2	1	0	5	11	144	2	0	157	1	1	1	0	3	372
08:15 AM	4	225	7	0	236	0	2	1	0	3	13	125	5	0	143	1	0	1	0	2	384
08:30 AM	5	177	7	0	189	0	1	3	0	4	11	143	2	0	156	1	0	4	0	5	354
Total Volume	15	831	46	2	894	2	7	7	0	16	47	581	18	0	646	3	1	7	0	11	1567
% App. Total	1.7	93	5.1	0.2		12.5	43.8	43.8	0		7.3	89.9	2.8	0		27.3	9.1	63.6	0		
PHF	.750	.869	.719	.250	.853	.250	.875	.583	.000	.800	.904	.859	.500	.000	.850	.750	.250	.438	.000	.550	.857



File Name : Kenwood_Mall_at_Kenwood_506659_03-22-2018
 Site Code : Site 2 - Thursday
 Start Date : 3/22/2018
 Page No : 5

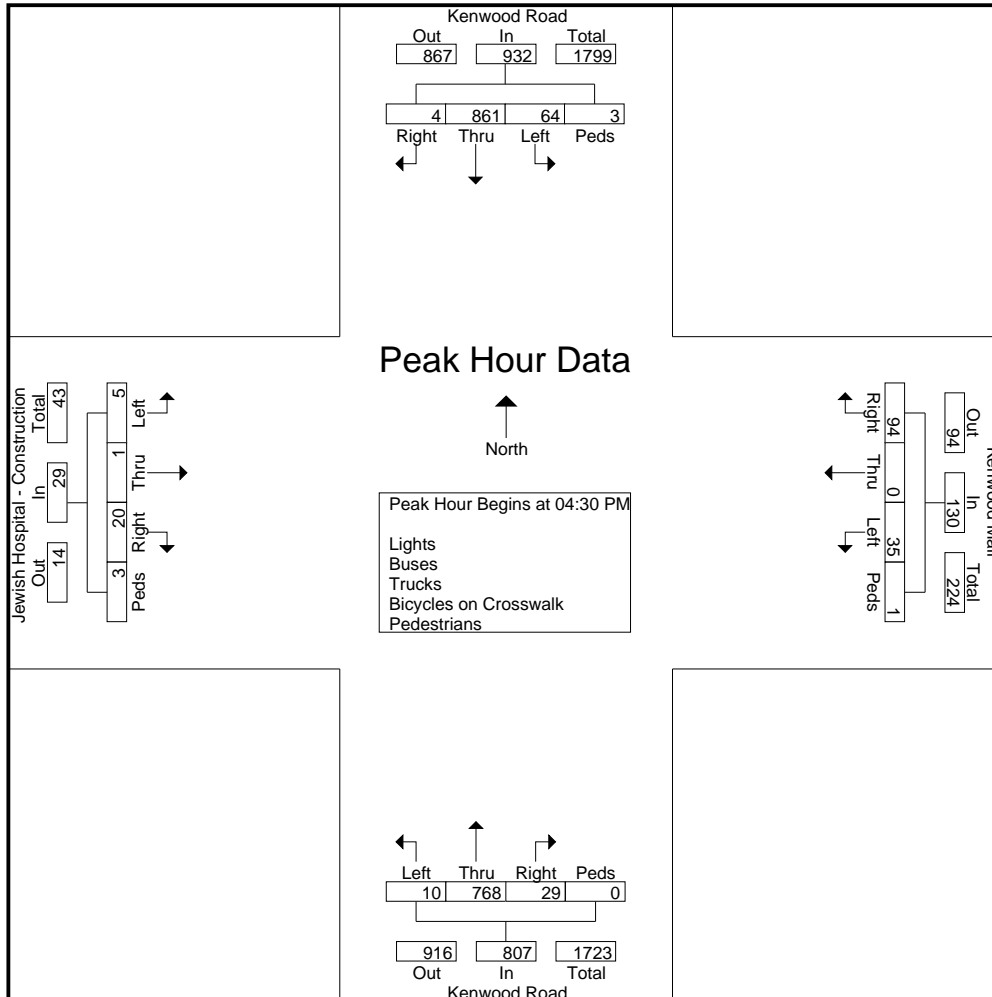
Start Time	Kenwood Road From North					Kenwood Mall From East					Kenwood Road From South					Jewish Hospital - Construction From West					Int. Total
	Left	Thru	Right	Peds	App. Total	Left	Thru	Right	Peds	App. Total	Left	Thru	Right	Peds	App. Total	Left	Thru	Right	Peds	App. Total	
Peak Hour Analysis From 10:00 AM to 01:45 PM - Peak 1 of 1																					
Peak Hour for Entire Intersection Begins at 12:45 PM																					
12:45 PM	19	178	3	0	200	7	0	23	0	30	10	176	3	0	189	1	0	2	0	3	422
01:00 PM	20	162	6	0	188	7	0	27	0	34	4	169	4	0	177	1	0	4	0	5	404
01:15 PM	15	186	5	1	207	3	0	28	0	31	5	158	7	0	170	1	0	3	1	5	413
01:30 PM	9	158	4	0	171	6	0	23	0	29	7	180	5	0	192	1	1	2	1	5	397
Total Volume	63	684	18	1	766	23	0	101	0	124	26	683	19	0	728	4	1	11	2	18	1636
% App. Total	8.2	89.3	2.3	0.1		18.5	0	81.5	0		3.6	93.8	2.6	0		22.2	5.6	61.1	11.1		
PHF	.788	.919	.750	.250	.925	.821	.000	.902	.000	.912	.650	.949	.679	.000	.948	1.00	.250	.688	.500	.900	.969



Cummins Consulting Services
 4661 Marlberry Place, Lexington, KY 40509
 swcummins@windstream.net 859.361.2589
 "simplifying Data Collection since 2004"

File Name : Kenwood_Mall_at_Kenwood_506659_03-22-2018
 Site Code : Site 2 - Thursday
 Start Date : 3/22/2018
 Page No : 6

Start Time	Kenwood Road From North					Kenwood Mall From East					Kenwood Road From South					Jewish Hospital - Construction From West					Int. Total
	Left	Thru	Right	Peds	App. Total	Left	Thru	Right	Peds	App. Total	Left	Thru	Right	Peds	App. Total	Left	Thru	Right	Peds	App. Total	
Peak Hour Analysis From 02:00 PM to 06:45 PM - Peak 1 of 1																					
Peak Hour for Entire Intersection Begins at 04:30 PM																					
04:30 PM	20	213	2	3	238	14	0	25	1	40	4	171	3	0	178	0	0	5	1	6	462
04:45 PM	18	206	1	0	225	3	0	22	0	25	2	185	12	0	199	1	0	5	0	6	455
05:00 PM	12	215	1	0	228	8	0	21	0	29	2	204	10	0	216	0	1	4	0	5	478
05:15 PM	14	227	0	0	241	10	0	26	0	36	2	208	4	0	214	4	0	6	2	12	503
Total Volume	64	861	4	3	932	35	0	94	1	130	10	768	29	0	807	5	1	20	3	29	1898
% App. Total	6.9	92.4	0.4	0.3		26.9	0	72.3	0.8		1.2	95.2	3.6	0		17.2	3.4	69	10.3		
PHF	.800	.948	.500	.250	.967	.625	.000	.904	.250	.813	.625	.923	.604	.000	.934	.313	.250	.833	.375	.604	.943



Cummins Consulting Services
4661 Marlberry Place, Lexington, KY 40509
swcummins@windstream.net 859.361.2589
"simplifying Data Collection since 2004"

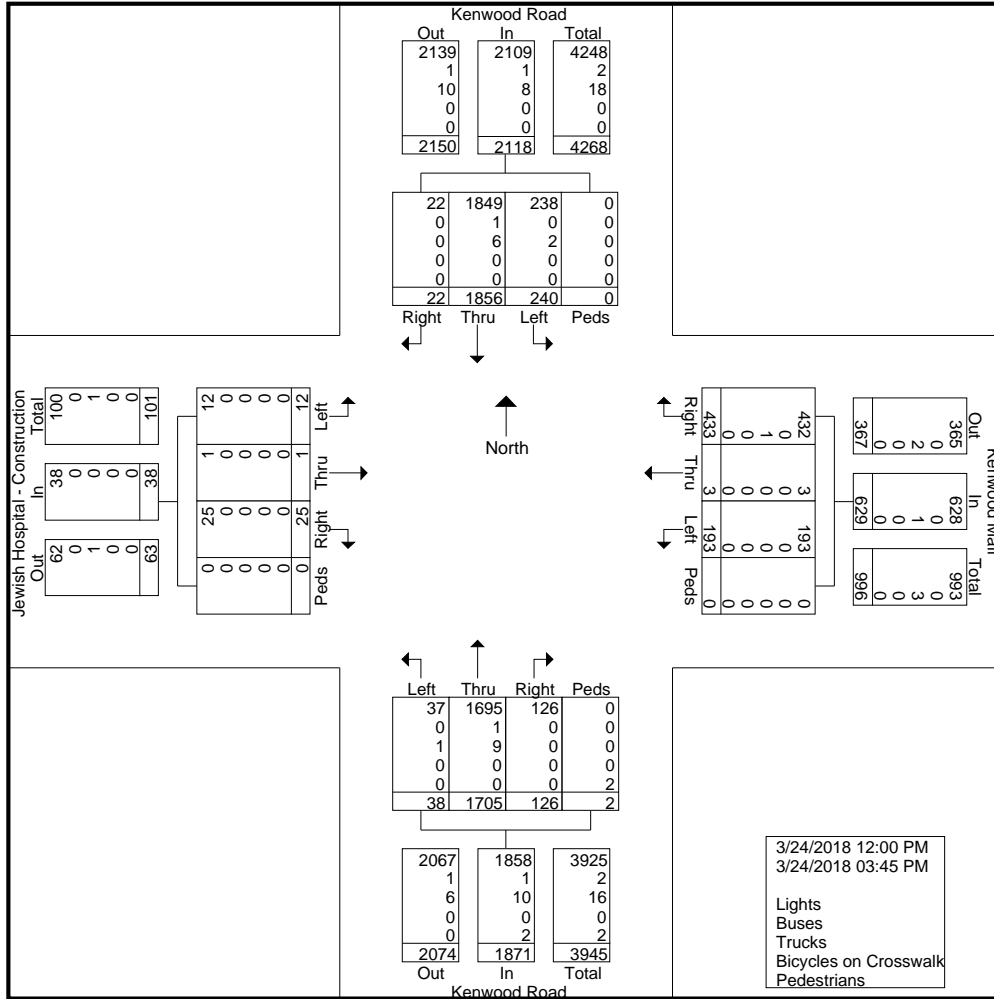
File Name : Kenwood_Mall_at_Kenwood_506679_03-24-2018
 Site Code : Site 2 - Saturday
 Start Date : 3/24/2018
 Page No : 1

Light Snow - 30 Degrees

Groups Printed- Lights - Buses - Trucks - Bicycles on Crosswalk - Pedestrians

Start Time	Kenwood Road From North					Kenwood Mall From East					Kenwood Road From South					Jewish Hospital - Construction From West					Int. Total
	Left	Thru	Right	Peds	App. Total	Left	Thru	Right	Peds	App. Total	Left	Thru	Right	Peds	App. Total	Left	Thru	Right	Peds	App. Total	
12:00 PM	12	121	0	0	133	8	0	24	0	32	1	81	10	1	93	0	0	0	0	0	258
12:15 PM	16	112	1	0	129	7	0	24	0	31	4	105	3	1	113	0	0	1	0	1	274
12:30 PM	9	123	1	0	133	5	0	15	0	20	3	73	8	0	84	0	0	0	0	0	237
12:45 PM	19	131	2	0	152	11	0	16	0	27	3	96	5	0	104	1	1	1	0	3	286
Total	56	487	4	0	547	31	0	79	0	110	11	355	26	2	394	1	1	2	0	4	1055
01:00 PM	13	120	1	0	134	5	0	19	0	24	2	110	8	0	120	0	0	1	0	1	279
01:15 PM	11	118	2	0	131	8	1	15	0	24	5	100	12	0	117	2	0	5	0	7	279
01:30 PM	20	118	1	0	139	19	0	23	0	42	2	112	8	0	122	0	0	0	0	0	303
01:45 PM	15	103	1	0	119	11	0	22	0	33	5	125	10	0	140	0	0	0	0	0	292
Total	59	459	5	0	523	43	1	79	0	123	14	447	38	0	499	2	0	6	0	8	1153
02:00 PM	16	108	2	0	126	16	0	30	0	46	0	117	7	0	124	0	0	0	0	0	296
02:15 PM	14	119	1	0	134	8	0	40	0	48	2	124	10	0	136	0	0	3	0	3	321
02:30 PM	15	117	3	0	135	18	1	29	0	48	5	107	5	0	117	2	0	2	0	4	304
02:45 PM	24	99	2	0	125	21	0	34	0	55	0	102	12	0	114	1	0	4	0	5	299
Total	69	443	8	0	520	63	1	133	0	197	7	450	34	0	491	3	0	9	0	12	1220
03:00 PM	12	119	3	0	134	14	0	38	0	52	3	117	10	0	130	2	0	4	0	6	322
03:15 PM	14	101	1	0	116	15	0	40	0	55	1	114	5	0	120	0	0	2	0	2	293
03:30 PM	18	115	0	0	133	14	0	28	0	42	1	116	10	0	127	1	0	1	0	2	304
03:45 PM	12	132	1	0	145	13	1	36	0	50	1	106	3	0	110	3	0	1	0	4	309
Total	56	467	5	0	528	56	1	142	0	199	6	453	28	0	487	6	0	8	0	14	1228
Grand Total	240	1856	22	0	2118	193	3	433	0	629	38	1705	126	2	1871	12	1	25	0	38	4656
Apprch %	11.3	87.6	1	0		30.7	0.5	68.8	0		2	91.1	6.7	0.1		31.6	2.6	65.8	0		
Total %	5.2	39.9	0.5	0	45.5	4.1	0.1	9.3	0	13.5	0.8	36.6	2.7	0	40.2	0.3	0	0.5	0	0.8	
Lights	238	1849	22	0	2109	193	3	432	0	628	37	1695	126	0	1858	12	1	25	0	38	4633
% Lights	99.2	99.6	100	0	99.6	100	100	99.8	0	99.8	97.4	99.4	100	0	99.3	100	100	100	0	100	99.5
Buses	0	1	0	0	1	0	0	0	0	0	0	1	0	0	1	0	0	0	0	0	2
% Buses	0	0.1	0	0	0	0	0	0	0	0	0	0.1	0	0	0.1	0	0	0	0	0	0
Trucks	2	6	0	0	8	0	0	1	0	1	1	9	0	0	10	0	0	0	0	0	19
% Trucks	0.8	0.3	0	0	0.4	0	0	0.2	0	0.2	2.6	0.5	0	0	0.5	0	0	0	0	0	0.4
Bicycles on Crosswalk	0	0	0	0	0	0	0	0	0	0	0	0	0	0	0	0	0	0	0	0	0
% Bicycles on Crosswalk	0	0	0	0	0	0	0	0	0	0	0	0	0	0	0	0	0	0	0	0	0
Pedestrians	0	0	0	0	0	0	0	0	0	0	0	0	0	2	2	0	0	0	0	0	2
% Pedestrians	0	0	0	0	0	0	0	0	0	0	0	0	0	100	0.1	0	0	0	0	0	0

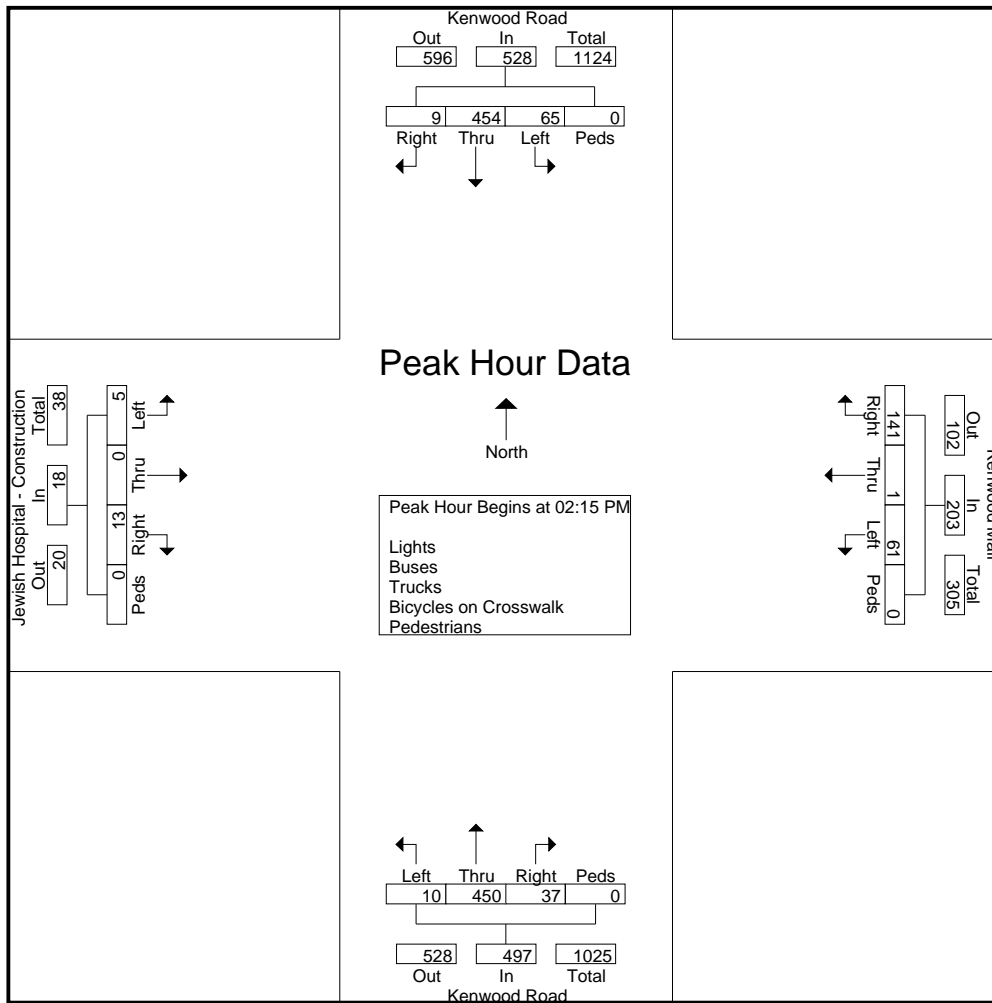
File Name : Kenwood_Mall_at_Kenwood_506679_03-24-2018
 Site Code : Site 2 - Saturday
 Start Date : 3/24/2018
 Page No : 2



Cummins Consulting Services
 4661 Marlberry Place, Lexington, KY 40509
 swcummins@windstream.net 859.361.2589
"simplifying Data Collection since 2004"

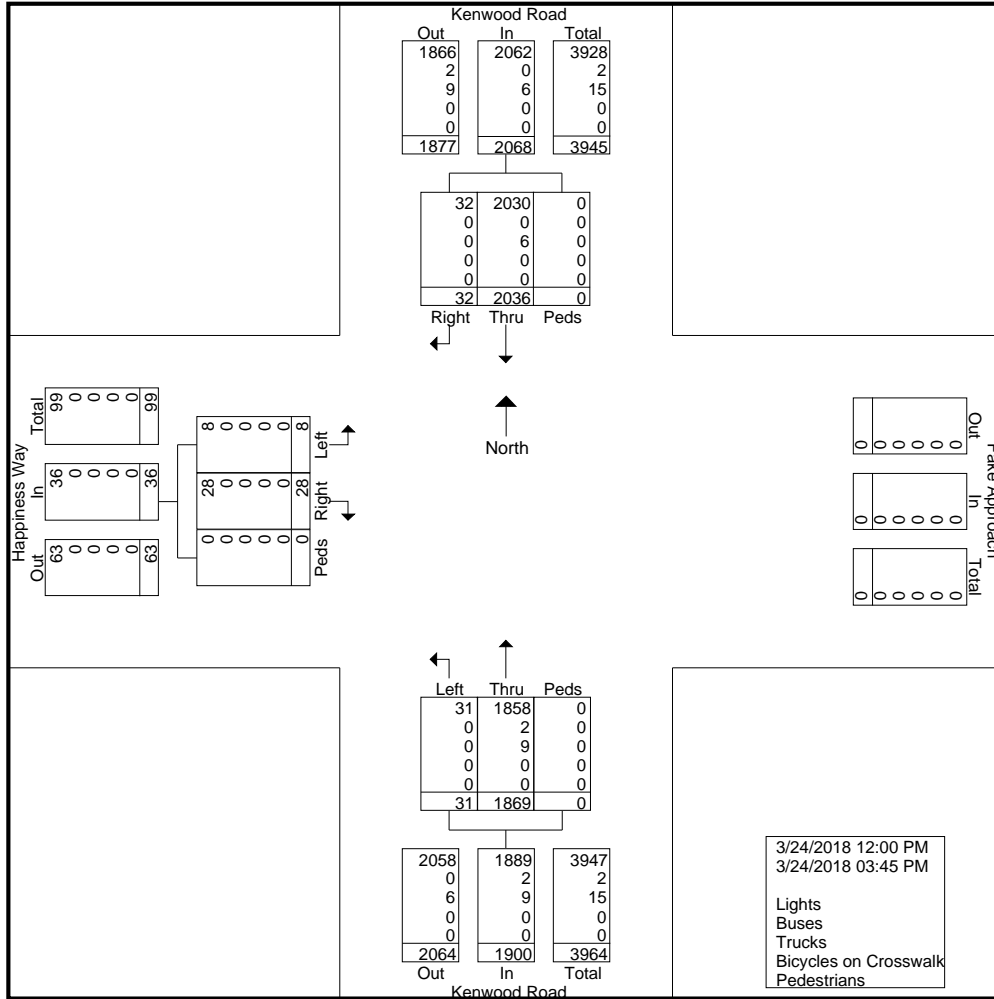
File Name : Kenwood_Mall_at_Kenwood_506679_03-24-2018
 Site Code : Site 2 - Saturday
 Start Date : 3/24/2018
 Page No : 3

Start Time	Kenwood Road From North					Kenwood Mall From East					Kenwood Road From South					Jewish Hospital - Construction From West					Int. Total
	Left	Thru	Right	Peds	App. Total	Left	Thru	Right	Peds	App. Total	Left	Thru	Right	Peds	App. Total	Left	Thru	Right	Peds	App. Total	
Peak Hour Analysis From 12:00 PM to 03:45 PM - Peak 1 of 1																					
Peak Hour for Entire Intersection Begins at 02:15 PM																					
02:15 PM	14	119	1	0	134	8	0	40	0	48	2	124	10	0	136	0	0	3	0	3	321
02:30 PM	15	117	3	0	135	18	1	29	0	48	5	107	5	0	117	2	0	2	0	4	304
02:45 PM	24	99	2	0	125	21	0	34	0	55	0	102	12	0	114	1	0	4	0	5	299
03:00 PM	12	119	3	0	134	14	0	38	0	52	3	117	10	0	130	2	0	4	0	6	322
Total Volume	65	454	9	0	528	61	1	141	0	203	10	450	37	0	497	5	0	13	0	18	1246
% App. Total	12.3	86	1.7	0		30	0.5	69.5	0		2	90.5	7.4	0		27.8	0	72.2	0		
PHF	.677	.954	.750	.000	.978	.726	.250	.881	.000	.923	.500	.907	.771	.000	.914	.625	.000	.813	.000	.750	.967



3. Kenwood Road and Happiness Way

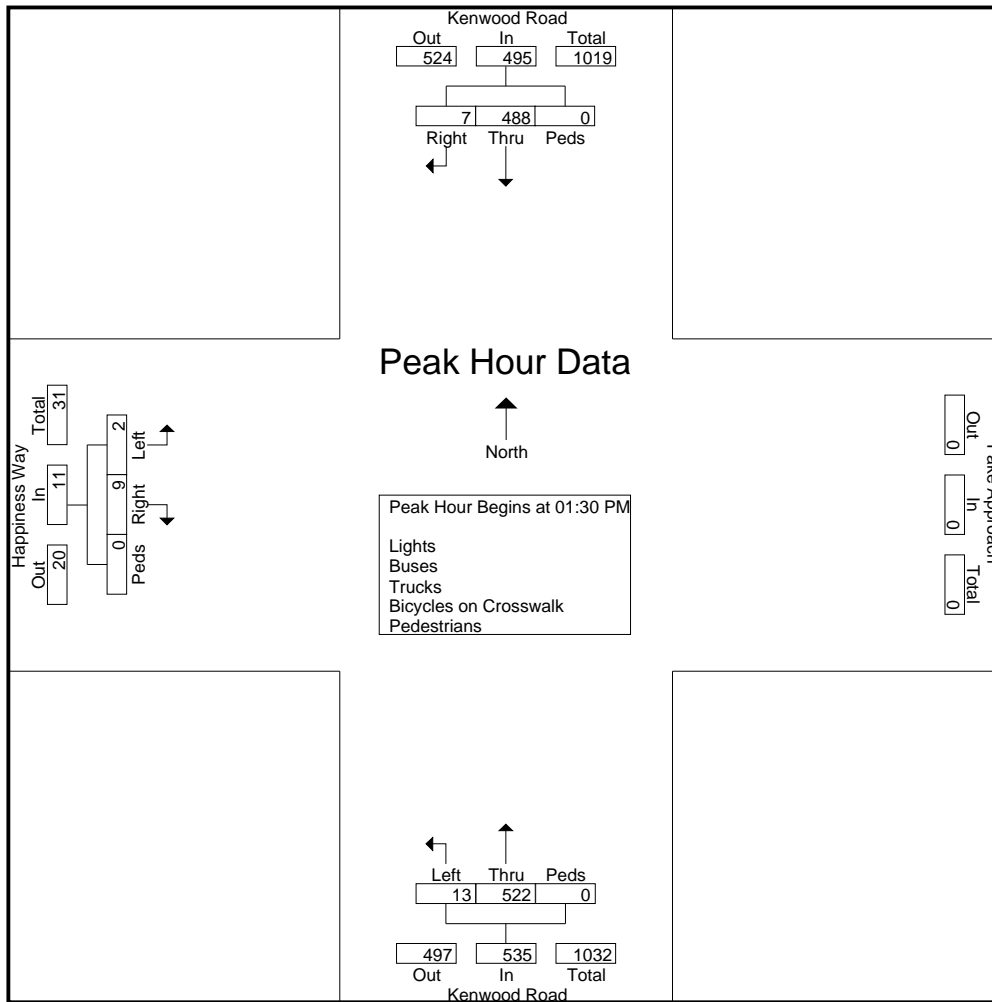
File Name : Happiness_at_Kenwood_506677_03-24-2018
 Site Code : Site 3 - Saturday
 Start Date : 3/24/2018
 Page No : 2



Cummins Consulting Services
 4661 Marlberry Place, Lexington, KY 40509
 swcummins@windstream.net 859.361.2589
 "simplifying Data Collection since 2004"

File Name : Happiness_at_Kenwood_506677_03-24-2018
 Site Code : Site 3 - Saturday
 Start Date : 3/24/2018
 Page No : 3

Start Time	Kenwood Road From North				Kenwood Road From South				Happiness Way From West				Int. Total
	Thru	Right	Peds	App. Total	Left	Thru	Peds	App. Total	Left	Right	Peds	App. Total	
Peak Hour Analysis From 12:00 PM to 03:45 PM - Peak 1 of 1													
Peak Hour for Entire Intersection Begins at 01:30 PM													
01:30 PM	132	3	0	135	4	118	0	122	0	6	0	6	263
01:45 PM	109	2	0	111	4	139	0	143	1	1	0	2	256
02:00 PM	125	2	0	127	3	128	0	131	1	1	0	2	260
02:15 PM	122	0	0	122	2	137	0	139	0	1	0	1	262
Total Volume	488	7	0	495	13	522	0	535	2	9	0	11	1041
% App. Total	98.6	1.4	0		2.4	97.6	0		18.2	81.8	0		
PHF	.924	.583	.000	.917	.813	.939	.000	.935	.500	.375	.000	.458	.990



Cummins Consulting Services
4661 Marlberry Place, Lexington, KY 40509
swcummins@windstream.net 859.361.2589
"simplifying Data Collection since 2004"

Cloudy - 40 Degrees
 Schools in Session

File Name : Happiness_Way_at_Kenwood_506660_03-22-2018
 Site Code : Site 3 - Thursday
 Start Date : 3/22/2018
 Page No : 1

Groups Printed- Lights - Buses - Trucks - Bicycles on Crosswalk - Pedestrians

Start Time	Kenwood Road From North				Kenwood Road From South				Happiness Way From West				Int. Total
	Thru	Right	Peds	App. Total	Left	Thru	Peds	App. Total	Left	Right	Peds	App. Total	
12:00 AM	7	0	0	7	0	13	0	13	0	0	0	0	20
12:15 AM	7	0	0	7	0	10	0	10	0	0	0	0	17
12:30 AM	8	0	0	8	0	13	0	13	0	0	0	0	21
12:45 AM	3	0	0	3	0	14	0	14	0	0	0	0	17
Total	25	0	0	25	0	50	0	50	0	0	0	0	75
01:00 AM	5	0	0	5	0	3	0	3	0	0	0	0	8
01:15 AM	4	0	0	4	0	6	0	6	0	0	0	0	10
01:30 AM	7	0	0	7	1	5	0	6	0	0	0	0	13
01:45 AM	5	0	0	5	0	3	0	3	0	0	0	0	8
Total	21	0	0	21	1	17	0	18	0	0	0	0	39
02:00 AM	6	0	0	6	0	1	0	1	0	0	0	0	7
02:15 AM	4	0	0	4	0	8	0	8	0	0	0	0	12
02:30 AM	7	0	0	7	0	3	0	3	0	0	0	0	10
02:45 AM	1	0	0	1	0	4	0	4	0	0	0	0	5
Total	18	0	0	18	0	16	0	16	0	0	0	0	34
03:00 AM	5	0	0	5	0	3	0	3	0	0	0	0	8
03:15 AM	0	0	0	0	0	2	0	2	0	0	0	0	2
03:30 AM	5	0	0	5	0	3	0	3	0	0	0	0	8
03:45 AM	4	0	0	4	1	6	0	7	0	0	0	0	11
Total	14	0	0	14	1	14	0	15	0	0	0	0	29
04:00 AM	2	0	0	2	0	0	0	0	0	0	0	0	2
04:15 AM	6	0	0	6	0	7	0	7	0	0	0	0	13
04:30 AM	5	0	0	5	0	11	0	11	1	1	0	2	18
04:45 AM	8	0	0	8	0	15	0	15	1	1	0	2	25
Total	21	0	0	21	0	33	0	33	2	2	0	4	58
05:00 AM	11	1	0	12	0	14	0	14	1	1	0	2	28
05:15 AM	13	0	0	13	0	18	0	18	0	2	0	2	33
05:30 AM	18	0	0	18	1	29	0	30	1	0	0	1	49
05:45 AM	22	1	0	23	2	47	0	49	0	4	0	4	76
Total	64	2	0	66	3	108	0	111	2	7	0	9	186
06:00 AM	23	0	0	23	0	38	0	38	0	1	0	1	62
06:15 AM	25	0	0	25	2	73	0	75	6	2	1	9	109
06:30 AM	51	1	0	52	4	91	0	95	3	3	0	6	153
06:45 AM	78	3	0	81	3	103	0	106	0	2	0	2	189
Total	177	4	0	181	9	305	0	314	9	8	1	18	513
07:00 AM	89	0	0	89	2	85	0	87	2	5	0	7	183
07:15 AM	121	3	0	124	0	122	0	122	2	4	0	6	252
07:30 AM	188	2	0	190	1	132	0	133	0	4	0	4	327
07:45 AM	235	1	0	236	1	188	0	189	1	3	0	4	429
Total	633	6	0	639	4	527	0	531	5	16	0	21	1191
08:00 AM	193	1	0	194	1	158	0	159	0	1	0	1	354
08:15 AM	222	2	0	224	3	146	0	149	3	1	0	4	377
08:30 AM	177	0	0	177	2	156	0	158	0	5	0	5	340
08:45 AM	210	1	0	211	1	210	0	211	0	6	0	6	428
Total	802	4	0	806	7	670	0	677	3	13	0	16	1499
09:00 AM	154	2	0	156	5	130	0	135	5	1	1	7	298
09:15 AM	143	3	0	146	1	131	0	132	2	1	0	3	281
09:30 AM	136	0	0	136	1	122	0	123	1	3	0	4	263
09:45 AM	126	4	0	130	2	115	0	117	3	7	0	10	257
Total	559	9	0	568	9	498	0	507	11	12	1	24	1099

Cummins Consulting Services
4661 Marlberry Place, Lexington, KY 40509
swcummins@windstream.net 859.361.2589
"Simplifying Data Collection since 2004"

File Name : Happiness_Way_at_Kenwood_506660_03-22-2018
 Site Code : Site 3 - Thursday
 Start Date : 3/22/2018
 Page No : 2

Groups Printed- Lights - Buses - Trucks - Bicycles on Crosswalk - Pedestrians

Start Time	Kenwood Road From North				Kenwood Road From South				Happiness Way From West				Int. Total
	Thru	Right	Peds	App. Total	Left	Thru	Peds	App. Total	Left	Right	Peds	App. Total	
10:00 AM	138	0	0	138	1	121	0	122	3	5	0	8	268
10:15 AM	111	0	0	111	3	135	0	138	0	3	0	3	252
10:30 AM	134	0	0	134	4	121	0	125	1	1	0	2	261
10:45 AM	146	2	0	148	2	115	0	117	1	3	0	4	269
Total	529	2	0	531	10	492	0	502	5	12	0	17	1050
11:00 AM	163	3	0	166	2	121	0	123	2	2	1	5	294
11:15 AM	171	2	0	173	3	142	0	145	1	3	0	4	322
11:30 AM	204	5	0	209	2	153	0	155	0	4	0	4	368
11:45 AM	213	3	0	216	2	169	0	171	4	3	0	7	394
Total	751	13	0	764	9	585	0	594	7	12	1	20	1378
12:00 PM	180	3	0	183	0	152	0	152	1	3	0	4	339
12:15 PM	215	3	0	218	1	159	0	160	2	2	0	4	382
12:30 PM	165	4	0	169	3	171	0	174	2	4	0	6	349
12:45 PM	182	4	0	186	2	188	0	190	1	2	0	3	379
Total	742	14	0	756	6	670	0	676	6	11	0	17	1449
01:00 PM	168	4	0	172	6	179	0	185	0	5	0	5	362
01:15 PM	183	7	0	190	0	169	0	169	2	2	1	5	364
01:30 PM	171	3	0	174	2	195	0	197	0	2	1	3	374
01:45 PM	164	1	0	165	0	180	0	180	2	4	0	6	351
Total	686	15	0	701	8	723	0	731	4	13	2	19	1451
02:00 PM	151	1	0	152	3	169	0	172	0	2	0	2	326
02:15 PM	165	5	0	170	1	162	0	163	1	8	1	10	343
02:30 PM	176	1	0	177	1	183	0	184	0	5	0	5	366
02:45 PM	211	3	0	214	4	177	0	181	4	1	0	5	400
Total	703	10	0	713	9	691	0	700	5	16	1	22	1435
03:00 PM	171	8	0	179	1	206	0	207	0	4	0	4	390
03:15 PM	177	6	0	183	3	202	1	206	2	5	0	7	396
03:30 PM	189	2	0	191	7	172	0	179	1	4	0	5	375
03:45 PM	195	3	0	198	4	167	0	171	0	3	0	3	372
Total	732	19	0	751	15	747	1	763	3	16	0	19	1533
04:00 PM	169	3	0	172	2	176	0	178	3	7	0	10	360
04:15 PM	163	4	0	167	2	188	0	190	3	3	0	6	363
04:30 PM	229	2	0	231	4	176	0	180	1	4	0	5	416
04:45 PM	206	5	0	211	3	199	0	202	1	2	1	4	417
Total	767	14	0	781	11	739	0	750	8	16	1	25	1556
05:00 PM	223	6	0	229	4	214	0	218	2	3	0	5	452
05:15 PM	232	11	0	243	4	210	0	214	3	4	3	10	467
05:30 PM	215	6	0	221	2	182	0	184	0	1	0	1	406
05:45 PM	209	6	0	215	1	172	0	173	2	2	1	5	393
Total	879	29	0	908	11	778	0	789	7	10	4	21	1718
06:00 PM	179	5	0	184	7	179	0	186	4	4	0	8	378
06:15 PM	185	4	0	189	4	161	0	165	1	6	1	8	362
06:30 PM	200	1	0	201	3	185	0	188	0	1	0	1	390
06:45 PM	134	5	0	139	4	141	0	145	2	3	1	6	290
Total	698	15	0	713	18	666	0	684	7	14	2	23	1420
07:00 PM	137	2	0	139	3	138	0	141	3	1	0	4	284
07:15 PM	99	2	0	101	4	149	0	153	0	3	0	3	257
07:30 PM	92	4	0	96	3	121	0	124	1	1	0	2	222
07:45 PM	101	6	0	107	2	110	0	112	0	2	0	2	221
Total	429	14	0	443	12	518	0	530	4	7	0	11	984

Cummins Consulting Services
 4661 Marlberry Place, Lexington, KY 40509
 swcummins@windstream.net 859.361.2589
 "simplifying Data Collection since 2004"

File Name : Happiness_Way_at_Kenwood_506660_03-22-2018

Site Code : Site 3 - Thursday

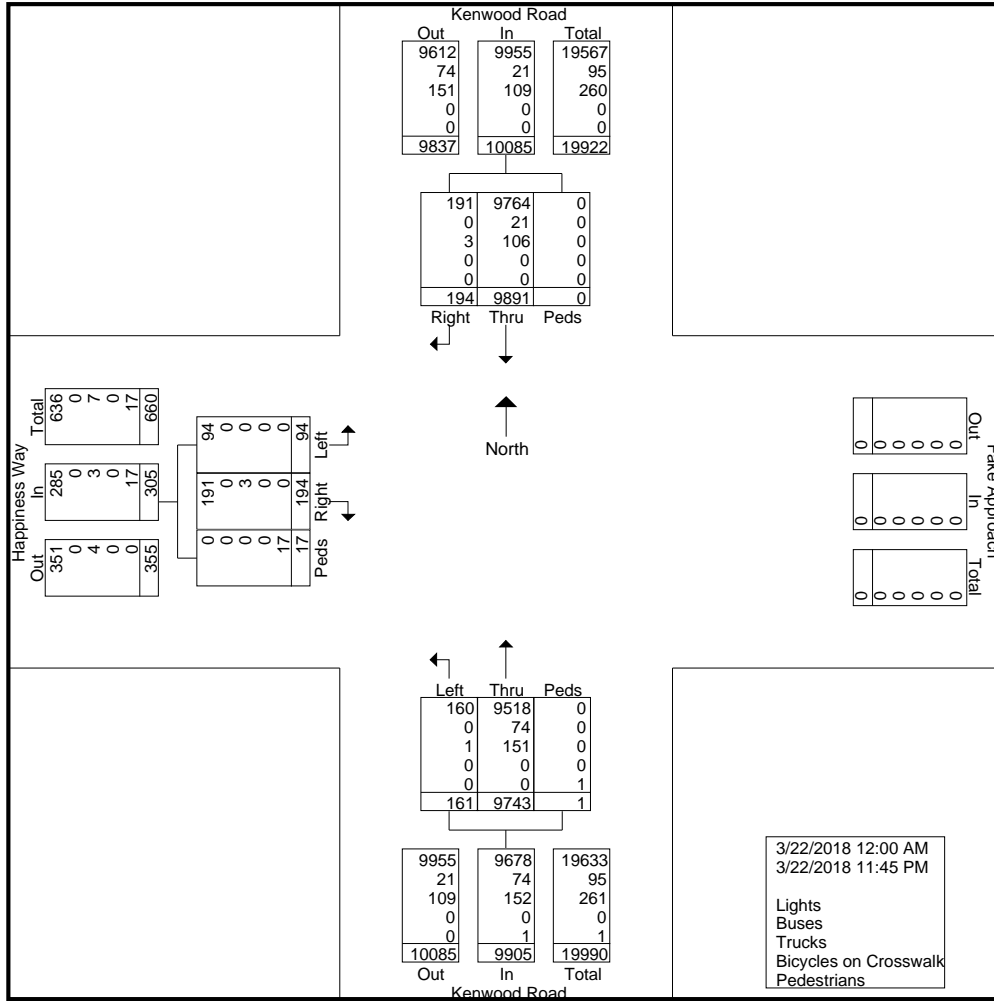
Start Date : 3/22/2018

Page No : 3

Groups Printed- Lights - Buses - Trucks - Bicycles on Crosswalk - Pedestrians

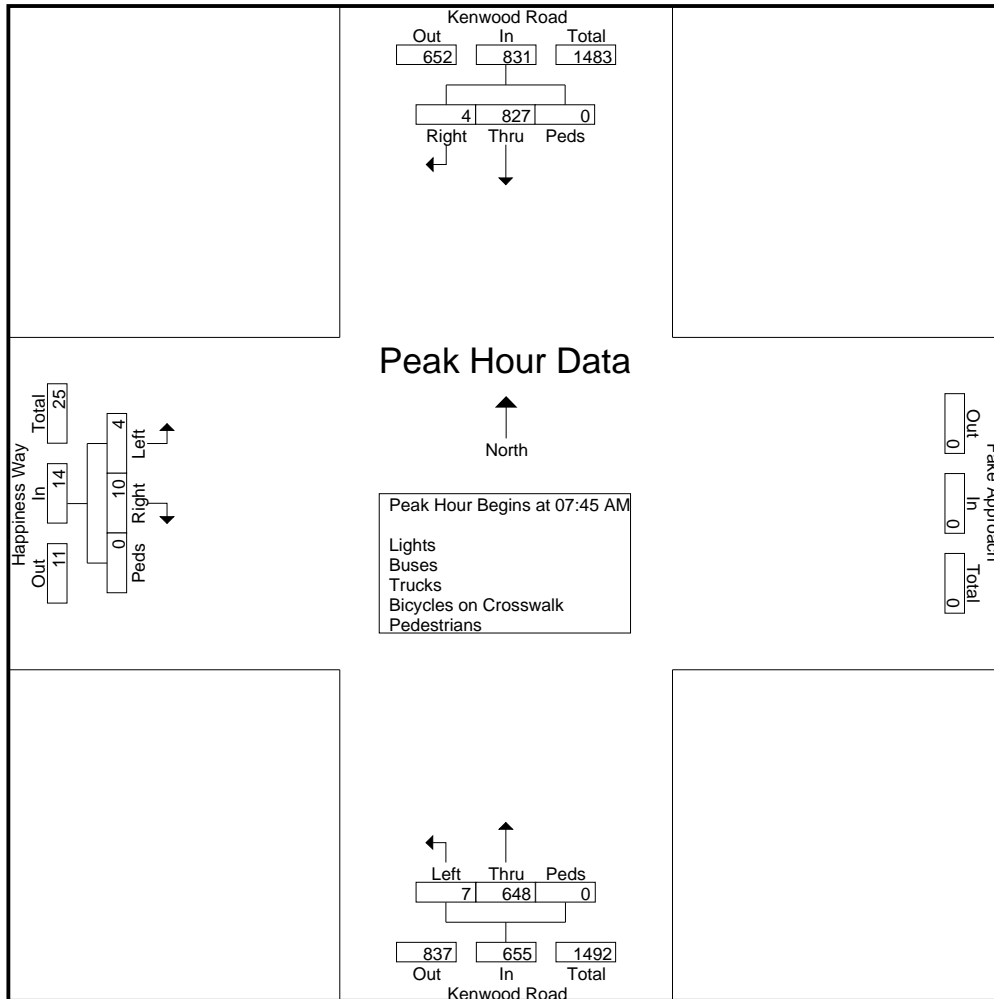
Start Time	Kenwood Road From North				Kenwood Road From South				Happiness Way From West				Int. Total
	Thru	Right	Peds	App. Total	Left	Thru	Peds	App. Total	Left	Right	Peds	App. Total	
08:00 PM	100	5	0	105	2	129	0	131	0	1	2	3	239
08:15 PM	77	4	0	81	3	108	0	111	1	1	0	2	194
08:30 PM	71	3	0	74	3	83	0	86	0	0	0	0	160
08:45 PM	45	1	0	46	1	100	0	101	1	0	0	1	148
Total	293	13	0	306	9	420	0	429	2	2	2	6	741
09:00 PM	59	1	0	60	1	109	0	110	0	1	0	1	171
09:15 PM	52	3	0	55	3	74	0	77	1	0	0	1	133
09:30 PM	41	0	0	41	1	57	0	58	0	2	0	2	101
09:45 PM	39	1	0	40	0	41	0	41	2	1	0	3	84
Total	191	5	0	196	5	281	0	286	3	4	0	7	489
10:00 PM	32	3	0	35	2	43	0	45	0	0	0	0	80
10:15 PM	26	0	0	26	0	29	0	29	1	1	0	2	57
10:30 PM	24	0	0	24	1	32	0	33	0	1	0	1	58
10:45 PM	18	1	0	19	0	27	0	27	0	1	1	2	48
Total	100	4	0	104	3	131	0	134	1	3	1	5	243
11:00 PM	21	1	0	22	0	17	0	17	0	0	0	0	39
11:15 PM	11	0	0	11	1	17	0	18	0	0	0	0	29
11:30 PM	18	0	0	18	0	15	0	15	0	0	0	0	33
11:45 PM	7	1	0	8	0	15	0	15	0	0	1	1	24
Total	57	2	0	59	1	64	0	65	0	0	1	1	125
Grand Total	9891	194	0	10085	161	9743	1	9905	94	194	17	305	20295
Apprch %	98.1	1.9	0		1.6	98.4	0		30.8	63.6	5.6		
Total %	48.7	1	0	49.7	0.8	48	0	48.8	0.5	1	0.1	1.5	
Lights	9764	191	0	9955	160	9518	0	9678	94	191	0	285	19918
% Lights	98.7	98.5	0	98.7	99.4	97.7	0	97.7	100	98.5	0	93.4	98.1
Buses	21	0	0	21	0	74	0	74	0	0	0	0	95
% Buses	0.2	0	0	0.2	0	0.8	0	0.7	0	0	0	0	0.5
Trucks	106	3	0	109	1	151	0	152	0	3	0	3	264
% Trucks	1.1	1.5	0	1.1	0.6	1.5	0	1.5	0	1.5	0	1	1.3
Bicycles on Crosswalk	0	0	0	0	0	0	0	0	0	0	0	0	0
% Bicycles on Crosswalk	0	0	0	0	0	0	0	0	0	0	0	0	0
Pedestrians	0	0	0	0	0	0	1	1	0	0	17	17	18
% Pedestrians	0	0	0	0	0	0	100	0	0	0	100	5.6	0.1

File Name : Happiness_Way_at_Kenwood_506660_03-22-2018
 Site Code : Site 3 - Thursday
 Start Date : 3/22/2018
 Page No : 4



File Name : Happiness_Way_at_Kenwood_506660_03-22-2018
 Site Code : Site 3 - Thursday
 Start Date : 3/22/2018
 Page No : 5

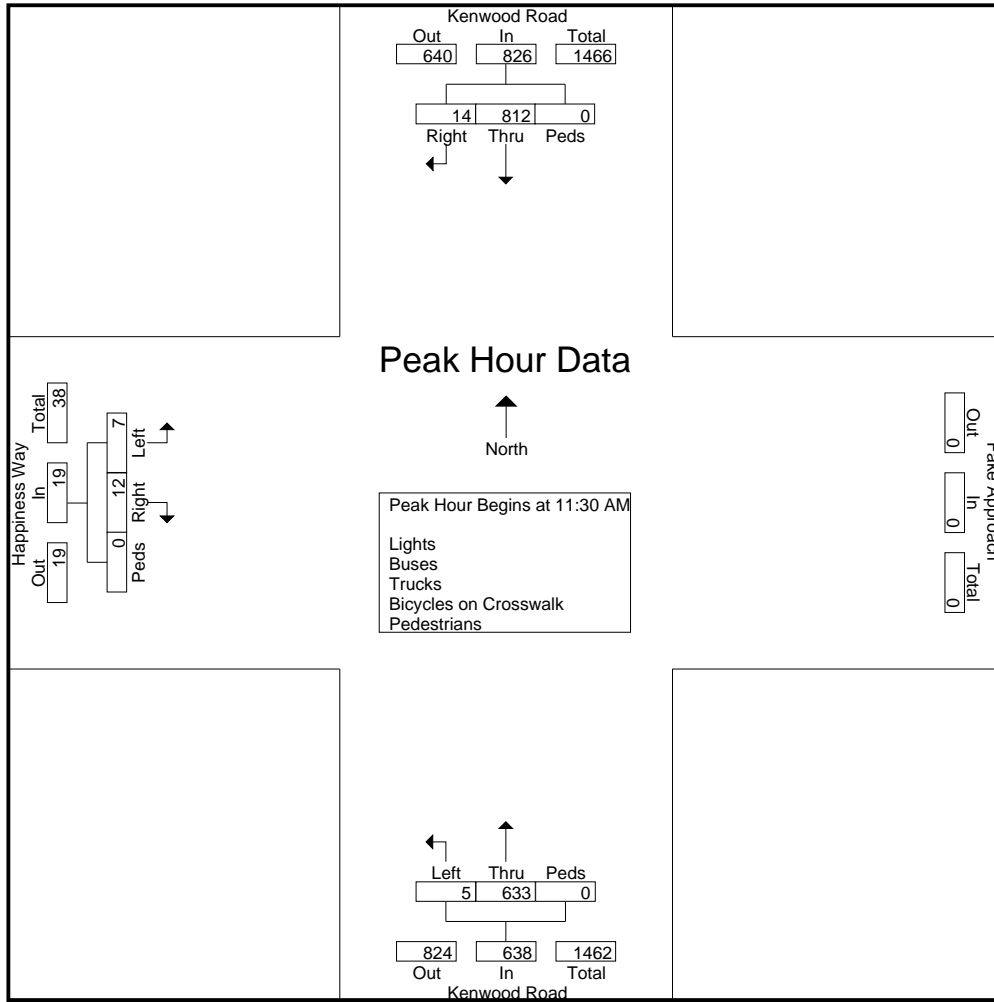
Start Time	Kenwood Road From North				Kenwood Road From South				Happiness Way From West				Int. Total
	Thru	Right	Peds	App. Total	Left	Thru	Peds	App. Total	Left	Right	Peds	App. Total	
Peak Hour Analysis From 12:00 AM to 09:45 AM - Peak 1 of 1													
Peak Hour for Entire Intersection Begins at 07:45 AM													
07:45 AM	235	1	0	236	1	188	0	189	1	3	0	4	429
08:00 AM	193	1	0	194	1	158	0	159	0	1	0	1	354
08:15 AM	222	2	0	224	3	146	0	149	3	1	0	4	377
08:30 AM	177	0	0	177	2	156	0	158	0	5	0	5	340
Total Volume	827	4	0	831	7	648	0	655	4	10	0	14	1500
% App. Total	99.5	0.5	0		1.1	98.9	0		28.6	71.4	0		
PHF	.880	.500	.000	.880	.583	.862	.000	.866	.333	.500	.000	.700	.874



Cummins Consulting Services
 4661 Marlberry Place, Lexington, KY 40509
 swcummins@windstream.net 859.361.2589
 "simplifying Data Collection since 2004"

File Name : Happiness_Way_at_Kenwood_506660_03-22-2018
 Site Code : Site 3 - Thursday
 Start Date : 3/22/2018
 Page No : 6

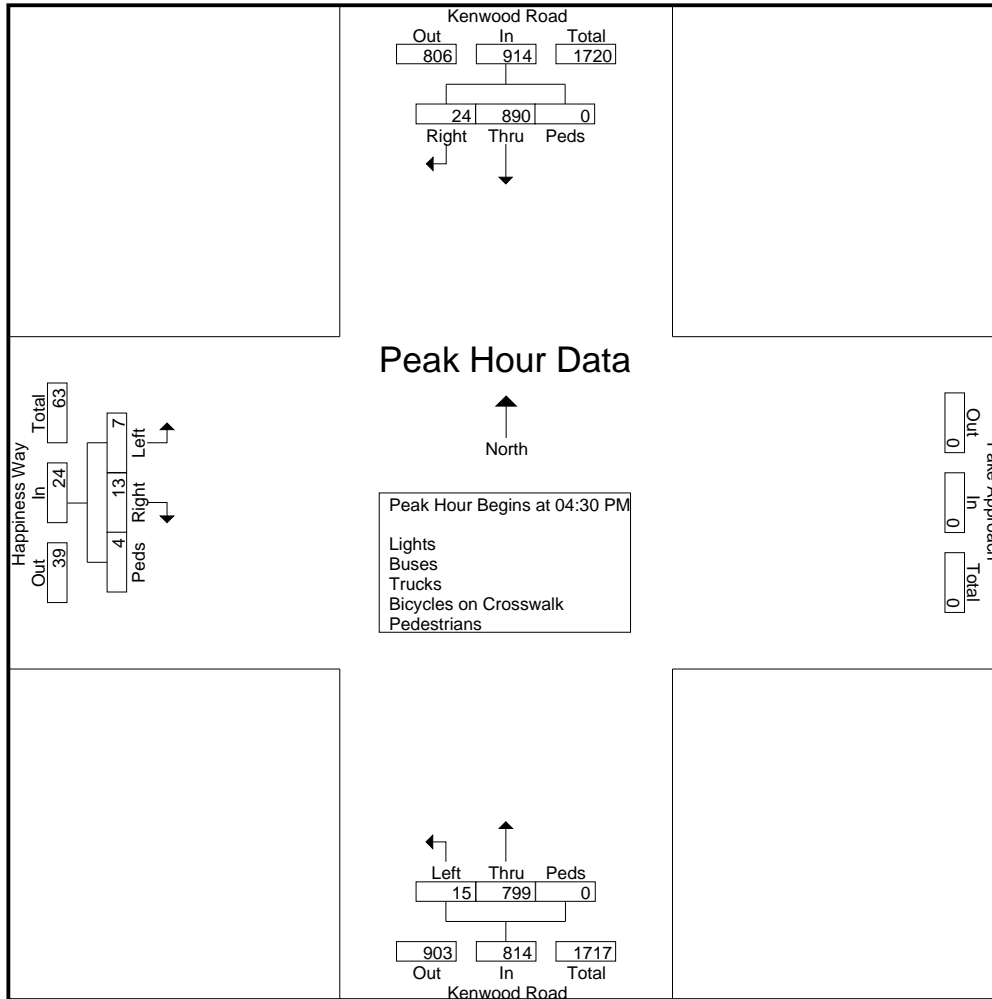
Start Time	Kenwood Road From North				Kenwood Road From South				Happiness Way From West				Int. Total
	Thru	Right	Peds	App. Total	Left	Thru	Peds	App. Total	Left	Right	Peds	App. Total	
Peak Hour Analysis From 10:00 AM to 01:45 PM - Peak 1 of 1													
Peak Hour for Entire Intersection Begins at 11:30 AM													
11:30 AM	204	5	0	209	2	153	0	155	0	4	0	4	368
11:45 AM	213	3	0	216	2	169	0	171	4	3	0	7	394
12:00 PM	180	3	0	183	0	152	0	152	1	3	0	4	339
12:15 PM	215	3	0	218	1	159	0	160	2	2	0	4	382
Total Volume	812	14	0	826	5	633	0	638	7	12	0	19	1483
% App. Total	98.3	1.7	0		0.8	99.2	0		36.8	63.2	0		
PHF	.944	.700	.000	.947	.625	.936	.000	.933	.438	.750	.000	.679	.941



Cummins Consulting Services
 4661 Marlberry Place, Lexington, KY 40509
 swcummins@windstream.net 859.361.2589
 "simplifying Data Collection since 2004"

File Name : Happiness_Way_at_Kenwood_506660_03-22-2018
 Site Code : Site 3 - Thursday
 Start Date : 3/22/2018
 Page No : 7

Start Time	Kenwood Road From North				Kenwood Road From South				Happiness Way From West				Int. Total
	Thru	Right	Peds	App. Total	Left	Thru	Peds	App. Total	Left	Right	Peds	App. Total	
Peak Hour Analysis From 02:00 PM to 11:45 PM - Peak 1 of 1													
Peak Hour for Entire Intersection Begins at 04:30 PM													
04:30 PM	229	2	0	231	4	176	0	180	1	4	0	5	416
04:45 PM	206	5	0	211	3	199	0	202	1	2	1	4	417
05:00 PM	223	6	0	229	4	214	0	218	2	3	0	5	452
05:15 PM	232	11	0	243	4	210	0	214	3	4	3	10	467
Total Volume	890	24	0	914	15	799	0	814	7	13	4	24	1752
% App. Total	97.4	2.6	0		1.8	98.2	0		29.2	54.2	16.7		
PHF	.959	.545	.000	.940	.938	.933	.000	.933	.583	.813	.333	.600	.938



4. Kenwood Road and Kenwood
Place/Towne Center

Cummins Consulting Services
4661 Marlberry Place, Lexington, KY 40509
swcummins@windstream.net 859.361.2589
"simplifying Data Collection since 2004"

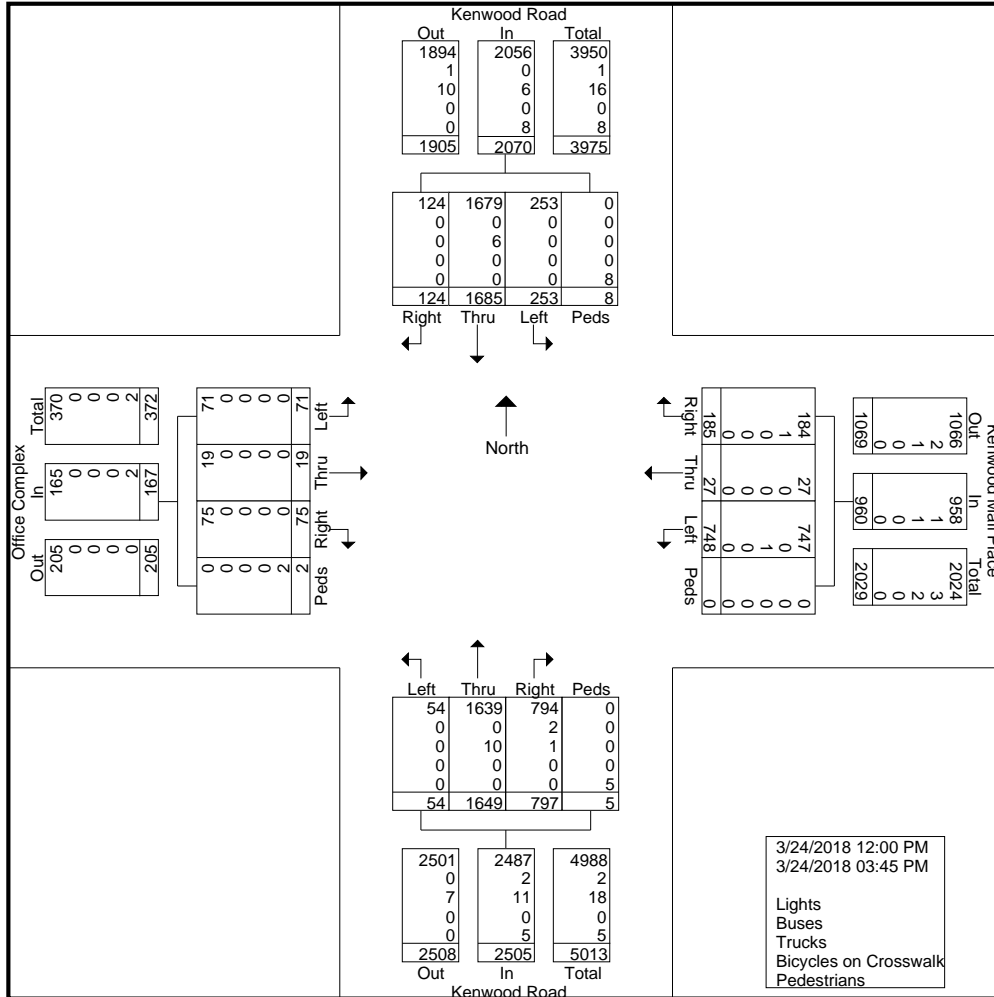
File Name : Kenwood_Mall_Place_506674_03-24-2018
 Site Code : Site 4 - Saturday
 Start Date : 3/24/2018
 Page No : 1

Light Snow - 30 Degrees

Groups Printed- Lights - Buses - Trucks - Bicycles on Crosswalk - Pedestrians

Start Time	Kenwood Road From North					Kenwood Mall Place From East					Kenwood Road From South					Office Complex From West					Int. Total
	Left	Thru	Right	Peds	App. Total	Left	Thru	Right	Peds	App. Total	Left	Thru	Right	Peds	App. Total	Left	Thru	Right	Peds	App. Total	
12:00 PM	21	106	6	0	133	30	2	8	0	40	4	85	48	1	138	5	0	4	0	9	320
12:15 PM	16	96	6	0	118	36	1	10	0	47	4	101	57	0	162	3	0	1	0	4	331
12:30 PM	14	110	2	0	126	35	1	7	0	43	2	78	55	0	135	1	0	4	0	5	309
12:45 PM	9	128	6	0	143	45	0	13	0	58	4	86	47	0	137	1	1	4	0	6	344
Total	60	440	20	0	520	146	4	38	0	188	14	350	207	1	572	10	1	13	0	24	1304
01:00 PM	17	96	10	0	123	44	3	12	0	59	5	107	55	1	168	5	2	5	1	13	363
01:15 PM	10	125	6	0	141	36	3	12	0	51	6	100	52	0	158	4	1	2	0	7	357
01:30 PM	11	120	9	1	141	42	1	8	0	51	2	118	50	0	170	5	2	7	0	14	376
01:45 PM	18	83	9	0	110	44	1	14	0	59	2	123	52	0	177	5	2	3	0	10	356
Total	56	424	34	1	515	166	8	46	0	220	15	448	209	1	673	19	7	17	1	44	1452
02:00 PM	18	97	9	1	125	46	4	16	0	66	4	114	49	0	167	4	5	6	0	15	373
02:15 PM	24	98	5	0	127	54	1	7	0	62	2	128	42	0	172	2	0	4	0	6	367
02:30 PM	18	112	7	0	137	56	3	11	0	70	2	99	46	0	147	3	0	3	0	6	360
02:45 PM	16	102	7	0	125	54	2	15	0	71	2	103	53	0	158	5	1	5	0	11	365
Total	76	409	28	1	514	210	10	49	0	269	10	444	190	0	644	14	6	18	0	38	1465
03:00 PM	21	112	3	3	139	54	1	16	0	71	1	112	50	0	163	4	0	6	0	10	383
03:15 PM	9	102	5	0	116	59	1	10	0	70	0	110	52	0	162	4	1	8	0	13	361
03:30 PM	16	98	12	0	126	57	0	16	0	73	6	102	44	0	152	9	1	7	0	17	368
03:45 PM	15	100	22	3	140	56	3	10	0	69	8	83	45	3	139	11	3	6	1	21	369
Total	61	412	42	6	521	226	5	52	0	283	15	407	191	3	616	28	5	27	1	61	1481
Grand Total	253	1685	124	8	2070	748	27	185	0	960	54	1649	797	5	2505	71	19	75	2	167	5702
Apprch %	12.2	81.4	6	0.4		77.9	2.8	19.3	0		2.2	65.8	31.8	0.2		42.5	11.4	44.9	1.2		
Total %	4.4	29.6	2.2	0.1	36.3	13.1	0.5	3.2	0	16.8	0.9	28.9	14	0.1	43.9	1.2	0.3	1.3	0	2.9	
Lights	253	1679	124	0	2056	747	27	184	0	958	54	1639	794	0	2487	71	19	75	0	165	5666
% Lights	100	99.6	100	0	99.3	99.9	100	99.5	0	99.8	100	99.4	99.6	0	99.3	100	100	100	0	98.8	99.4
Buses	0	0	0	0	0	0	0	1	0	1	0	0	2	0	2	0	0	0	0	0	3
% Buses	0	0	0	0	0	0	0	0.5	0	0.1	0	0	0.3	0	0.1	0	0	0	0	0	0.1
Trucks	0	6	0	0	6	1	0	0	0	1	0	10	1	0	11	0	0	0	0	0	18
% Trucks	0	0.4	0	0	0.3	0.1	0	0	0	0.1	0	0.6	0.1	0	0.4	0	0	0	0	0	0.3
Bicycles on Crosswalk	0	0	0	0	0	0	0	0	0	0	0	0	0	0	0	0	0	0	0	0	0
% Bicycles on Crosswalk	0	0	0	0	0	0	0	0	0	0	0	0	0	0	0	0	0	0	0	0	0
Pedestrians	0	0	0	8	8	0	0	0	0	0	0	0	0	5	5	0	0	0	2	2	15
% Pedestrians	0	0	0	100	0.4	0	0	0	0	0	0	0	0	100	0.2	0	0	0	100	1.2	0.3

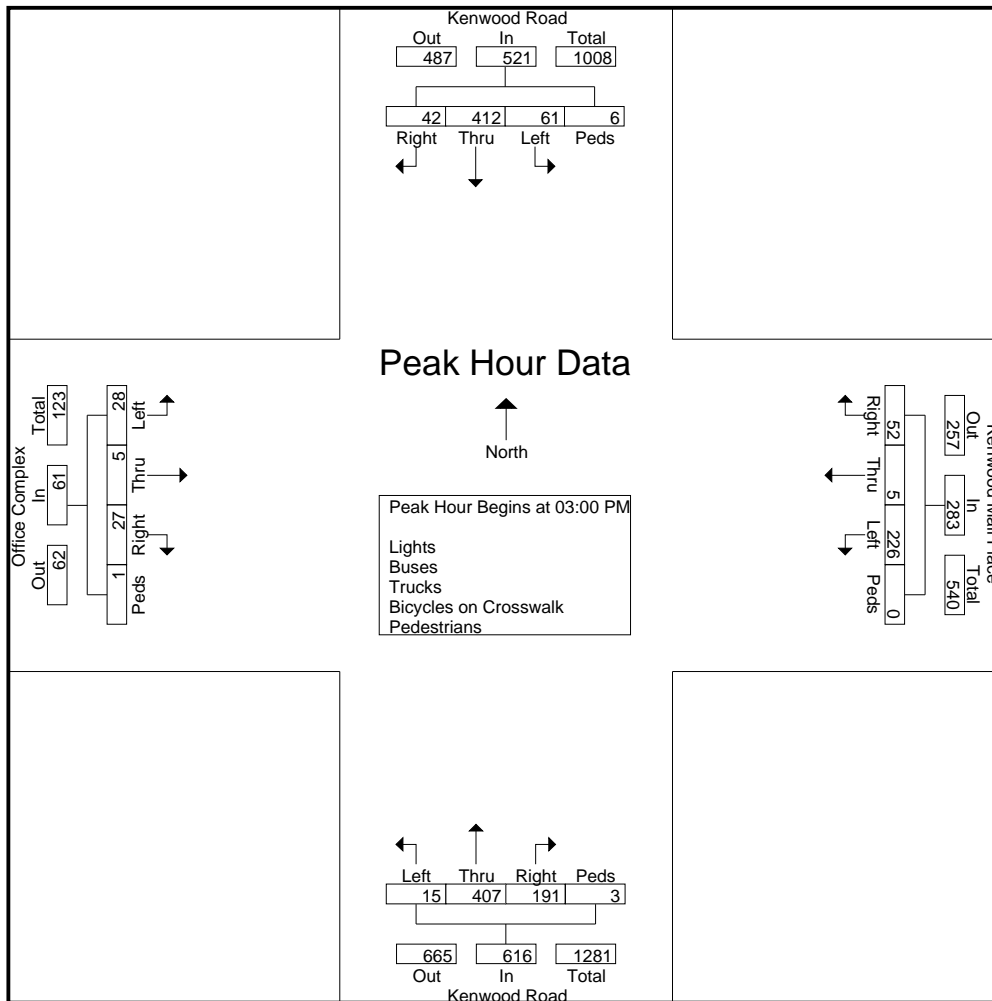
File Name : Kenwood_Mall_Place_506674_03-24-2018
 Site Code : Site 4 - Saturday
 Start Date : 3/24/2018
 Page No : 2



Cummins Consulting Services
 4661 Marlberry Place, Lexington, KY 40509
 swcummins@windstream.net 859.361.2589
"simplifying Data Collection since 2004"

File Name : Kenwood_Mall_Place_506674_03-24-2018
 Site Code : Site 4 - Saturday
 Start Date : 3/24/2018
 Page No : 3

Start Time	Kenwood Road From North					Kenwood Mall Place From East					Kenwood Road From South					Office Complex From West					Int. Total
	Left	Thru	Right	Peds	App. Total	Left	Thru	Right	Peds	App. Total	Left	Thru	Right	Peds	App. Total	Left	Thru	Right	Peds	App. Total	
Peak Hour Analysis From 12:00 PM to 03:45 PM - Peak 1 of 1																					
Peak Hour for Entire Intersection Begins at 03:00 PM																					
03:00 PM	21	112	3	3	139	54	1	16	0	71	1	112	50	0	163	4	0	6	0	10	383
03:15 PM	9	102	5	0	116	59	1	10	0	70	0	110	52	0	162	4	1	8	0	13	361
03:30 PM	16	98	12	0	126	57	0	16	0	73	6	102	44	0	152	9	1	7	0	17	368
03:45 PM	15	100	22	3	140	56	3	10	0	69	8	83	45	3	139	11	3	6	1	21	369
Total Volume	61	412	42	6	521	226	5	52	0	283	15	407	191	3	616	28	5	27	1	61	1481
% App. Total	11.7	79.1	8.1	1.2		79.9	1.8	18.4	0		2.4	66.1	31	0.5		45.9	8.2	44.3	1.6		
PHF	.726	.920	.477	.500	.930	.958	.417	.813	.000	.969	.469	.908	.918	.250	.945	.636	.417	.844	.250	.726	.967



Cummins Consulting Services
4661 Marlberry Place, Lexington, KY 40509
swcummins@windstream.net 859.361.2589
"simplifying Data Collection since 2004"

File Name : Kenwood_Place_at_Kenwood_Road_506661_03-22-2018

Cloudy - 40 Degrees
 Schools in Session

Site Code : Site 4 - Thursday

Start Date : 3/22/2018

Page No : 1

Groups Printed- Lights - Buses - Trucks - Bicycles on Crosswalk - Pedestrians

Start Time	Kenwood Road From North					Kenwood Mall Place From East					Kenwood Road From South					Office Complex From West					Int. Total
	Left	Thru	Right	Peds	App. Total	Left	Thru	Right	Peds	App. Total	Left	Thru	Right	Peds	App. Total	Left	Thru	Right	Peds	App. Total	
07:00 AM	2	91	0	0	93	2	0	0	0	2	1	86	6	0	93	1	0	0	0	1	189
07:15 AM	3	126	0	0	129	3	0	0	0	3	0	124	3	0	127	0	0	0	0	0	259
07:30 AM	5	181	2	0	188	3	0	1	0	4	0	132	3	0	135	0	0	2	0	2	329
07:45 AM	1	238	2	0	241	1	0	1	0	2	1	191	4	0	196	0	0	0	0	0	439
Total	11	636	4	0	651	9	0	2	0	11	2	533	16	0	551	1	0	2	0	3	1216
08:00 AM	3	189	2	0	194	5	0	1	0	6	0	153	6	0	159	1	0	1	0	2	361
08:15 AM	5	212	5	0	222	6	0	0	0	6	4	155	5	0	164	0	0	0	0	0	392
08:30 AM	4	175	1	0	180	6	0	1	0	7	3	169	8	0	180	1	0	1	1	3	370
08:45 AM	11	197	4	0	212	5	0	5	0	10	6	190	10	0	206	0	0	1	1	2	430
Total	23	773	12	0	808	22	0	7	0	29	13	667	29	0	709	2	0	3	2	7	1553
09:00 AM	10	140	4	0	154	9	0	0	0	9	5	137	12	0	154	1	0	1	1	3	320
09:15 AM	12	128	3	0	143	4	2	2	0	8	4	129	19	0	152	2	0	0	0	2	305
09:30 AM	5	130	5	0	140	12	0	1	0	13	2	121	24	0	147	2	0	2	0	4	304
09:45 AM	10	117	7	0	134	11	0	3	0	14	4	116	28	0	148	3	0	2	0	5	301
Total	37	515	19	0	571	36	2	6	0	44	15	503	83	0	601	8	0	5	1	14	1230
10:00 AM	5	132	1	0	138	20	0	4	0	24	1	110	18	0	129	1	1	1	0	3	294
10:15 AM	7	100	3	0	110	11	0	3	0	14	0	132	25	0	157	5	1	1	0	7	288
10:30 AM	6	127	1	0	134	15	0	5	1	21	4	119	22	1	146	0	0	1	1	2	303
10:45 AM	10	132	6	0	148	18	1	5	0	24	8	114	28	2	152	1	1	1	0	3	327
Total	28	491	11	0	530	64	1	17	1	83	13	475	93	3	584	7	3	4	1	15	1212
11:00 AM	19	136	10	0	165	27	0	3	0	30	5	119	23	0	147	4	0	4	1	9	351
11:15 AM	8	159	5	0	172	31	0	3	0	34	4	140	39	3	186	5	0	2	1	8	400
11:30 AM	16	173	9	0	198	22	2	6	0	30	5	151	34	3	193	4	1	4	0	9	430
11:45 AM	24	193	6	0	223	35	1	7	0	43	8	148	37	0	193	4	1	4	0	9	468
Total	67	661	30	0	758	115	3	19	0	137	22	558	133	6	719	17	2	14	2	35	1649
12:00 PM	24	157	3	0	184	43	0	6	0	49	2	149	34	0	185	3	1	3	0	7	425
12:15 PM	20	193	6	0	219	29	0	10	0	39	2	142	45	1	190	4	1	5	0	10	458
12:30 PM	7	153	6	0	166	43	0	14	0	57	6	160	39	1	206	3	0	3	0	6	435
12:45 PM	16	152	9	0	177	38	0	11	0	49	9	171	39	0	219	6	2	3	0	11	456
Total	67	655	24	0	746	153	0	41	0	194	19	622	157	2	800	16	4	14	0	34	1774
01:00 PM	15	151	13	0	179	39	0	11	0	50	4	169	38	0	211	11	2	7	0	20	460
01:15 PM	10	171	8	0	189	50	3	9	0	62	5	152	41	0	198	3	2	8	1	14	463
01:30 PM	3	161	7	2	173	32	1	8	0	41	5	183	32	0	220	6	3	4	1	14	448
01:45 PM	8	152	10	0	170	43	0	9	0	52	11	167	39	0	217	7	2	4	0	13	452
Total	36	635	38	2	711	164	4	37	0	205	25	671	150	0	846	27	9	23	2	61	1823
02:00 PM	13	127	11	1	152	30	0	8	0	38	4	156	40	1	201	8	1	7	1	17	408
02:15 PM	10	161	2	1	174	49	0	11	0	60	8	145	30	0	183	6	2	4	0	12	429
02:30 PM	15	162	3	0	180	53	1	18	0	72	4	166	27	0	197	4	0	7	0	11	460
02:45 PM	9	198	6	0	213	38	2	9	0	49	2	165	31	0	198	5	0	7	0	12	472
Total	47	648	22	2	719	170	3	46	0	219	18	632	128	1	779	23	3	25	1	52	1769
03:00 PM	5	167	3	0	175	50	0	11	0	61	4	195	34	0	233	7	0	5	1	13	482
03:15 PM	12	169	5	0	186	31	1	13	0	45	5	176	28	0	209	9	0	2	0	11	451
03:30 PM	11	177	7	0	195	42	3	4	0	49	3	160	36	0	199	14	1	9	0	24	467
03:45 PM	10	180	7	0	197	46	3	8	0	57	6	166	35	0	207	7	2	6	1	16	477
Total	38	693	22	0	753	169	7	36	0	212	18	697	133	0	848	37	3	22	2	64	1877
04:00 PM	10	149	8	0	167	48	0	8	1	57	6	155	32	1	194	8	2	8	0	18	436
04:15 PM	9	159	6	0	174	40	2	10	0	52	5	182	38	0	225	8	0	6	0	14	465
04:30 PM	9	202	6	0	217	35	1	8	0	44	7	160	28	0	195	9	2	4	0	15	471
04:45 PM	15	187	8	0	210	42	0	3	1	46	5	190	39	0	234	9	1	5	0	15	505
Total	43	697	28	0	768	165	3	29	2	199	23	687	137	1	848	34	5	23	0	62	1877

Cummins Consulting Services
4661 Marlberry Place, Lexington, KY 40509
swcummins@windstream.net 859.361.2589
"Simplifying Data Collection since 2004"

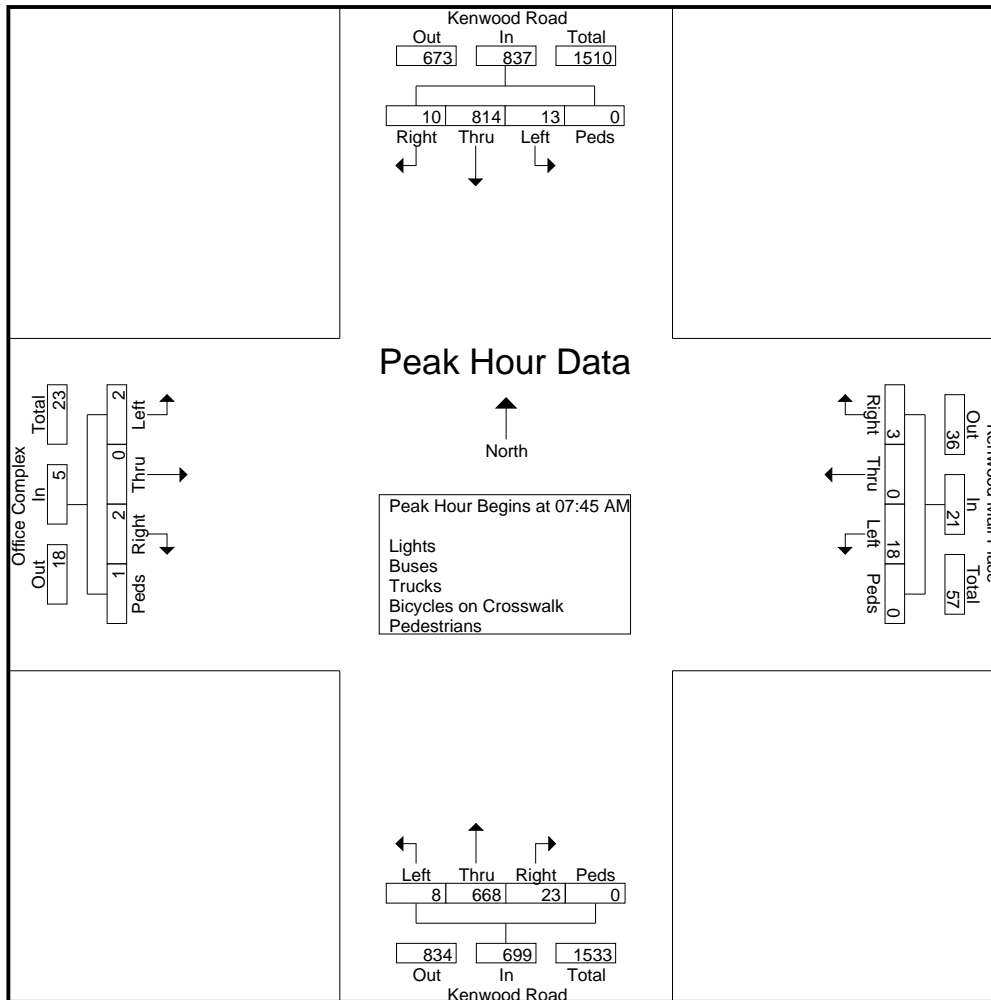
File Name : Kenwood_Place_at_Kenwood_Road_506661_03-22-2018
 Site Code : Site 4 - Thursday
 Start Date : 3/22/2018
 Page No : 2

Groups Printed- Lights - Buses - Trucks - Bicycles on Crosswalk - Pedestrians

Start Time	Kenwood Road From North					Kenwood Mall Place From East					Kenwood Road From South					Office Complex From West					Int. Total
	Left	Thru	Right	Peds	App. Total	Left	Thru	Right	Peds	App. Total	Left	Thru	Right	Peds	App. Total	Left	Thru	Right	Peds	App. Total	
05:00 PM	11	209	7	0	227	48	0	9	0	57	4	202	42	0	248	15	0	12	0	27	559
05:15 PM	16	216	5	0	237	29	1	12	0	42	6	192	26	0	224	8	2	2	1	13	516
05:30 PM	12	193	11	0	216	35	0	8	0	43	5	177	30	2	214	6	0	9	0	15	488
05:45 PM	23	178	7	0	208	44	0	9	0	53	4	157	49	0	210	4	3	5	2	14	485
Total	62	796	30	0	888	156	1	38	0	195	19	728	147	2	896	33	5	28	3	69	2048
06:00 PM	14	155	5	0	174	52	2	14	0	68	3	158	42	0	203	13	1	8	1	23	468
06:15 PM	21	155	4	1	181	54	0	6	0	60	4	168	39	0	211	3	1	4	0	8	460
06:30 PM	18	166	13	0	197	49	2	11	0	62	5	161	34	0	200	7	0	9	0	16	475
06:45 PM	10	118	8	2	138	43	0	12	0	55	4	131	39	0	174	7	0	7	2	16	383
Total	63	594	30	3	690	198	4	43	0	245	16	618	154	0	788	30	2	28	3	63	1786
Grand Total	522	7794	270	7	8593	1421	28	321	3	1773	203	7391	1360	15	8969	235	36	191	17	479	19814
Apprch %	6.1	90.7	3.1	0.1		80.1	1.6	18.1	0.2		2.3	82.4	15.2	0.2		49.1	7.5	39.9	3.5		
Total %	2.6	39.3	1.4	0	43.4	7.2	0.1	1.6	0	8.9	1	37.3	6.9	0.1	45.3	1.2	0.2	1	0.1	2.4	
Lights	520	7704	265	0	8489	1399	28	318	0	1745	201	7207	1346	0	8754	232	36	187	0	455	19443
% Lights	99.6	98.8	98.1	0	98.8	98.5	100	99.1	0	98.4	99	97.5	99	0	97.6	98.7	100	97.9	0	95	98.1
Buses	0	14	1	0	15	2	0	0	0	2	0	70	2	0	72	0	0	0	0	0	89
% Buses	0	0.2	0.4	0	0.2	0.1	0	0	0	0.1	0	0.9	0.1	0	0.8	0	0	0	0	0	0.4
Trucks	2	76	4	0	82	20	0	3	0	23	2	114	12	0	128	3	0	4	0	7	240
% Trucks	0.4	1	1.5	0	1	1.4	0	0.9	0	1.3	1	1.5	0.9	0	1.4	1.3	0	2.1	0	1.5	1.2
Bicycles on Crosswalk	0	0	0	0	0	0	0	0	0	0	0	0	0	0	0	0	0	0	0	0	0
% Bicycles on Crosswalk	0	0	0	0	0	0	0	0	0	0	0	0	0	0	0	0	0	0	0	0	0
Pedestrians	0	0	0	7	7	0	0	0	3	3	0	0	0	15	15	0	0	0	17	17	42
% Pedestrians	0	0	0	100	0.1	0	0	0	100	0.2	0	0	0	100	0.2	0	0	0	100	3.5	0.2

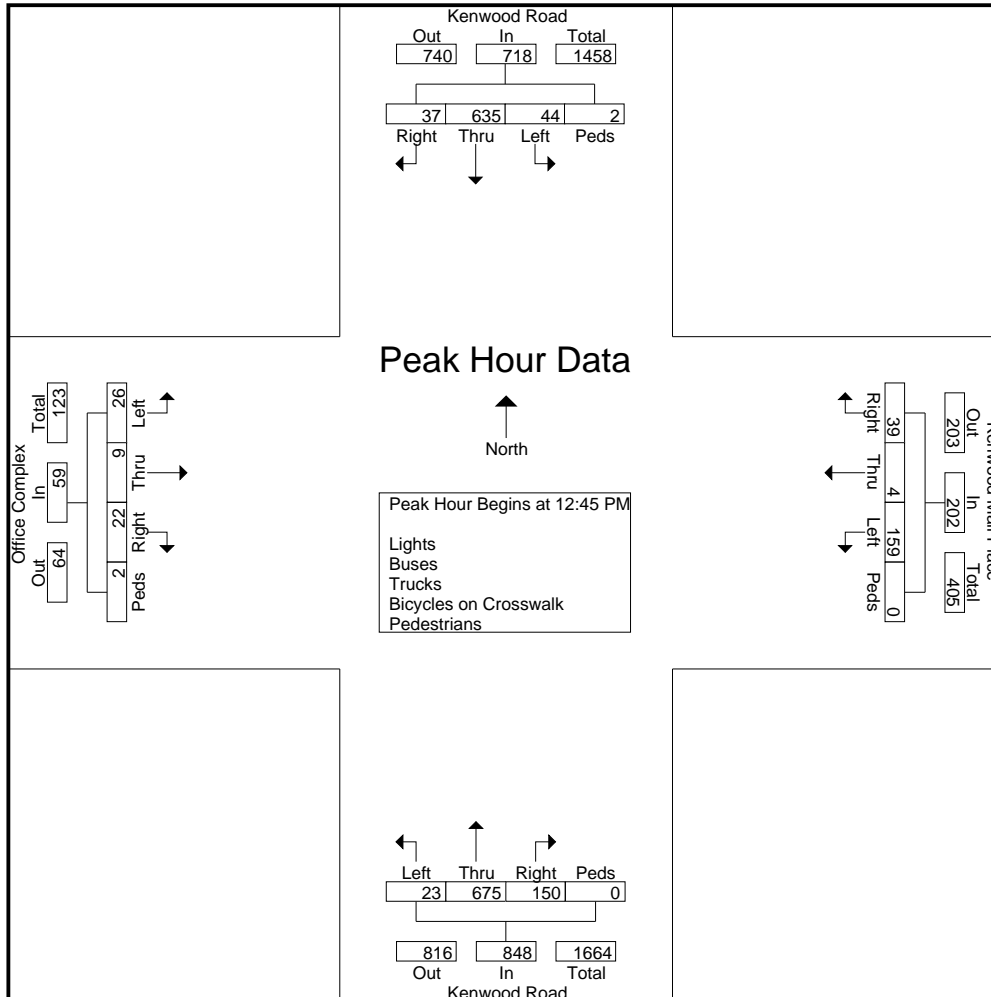
File Name : Kenwood_Place_at_Kenwood_Road_506661_03-22-2018
 Site Code : Site 4 - Thursday
 Start Date : 3/22/2018
 Page No : 4

Start Time	Kenwood Road From North					Kenwood Mall Place From East					Kenwood Road From South					Office Complex From West					Int. Total
	Left	Thru	Right	Peds	App. Total	Left	Thru	Right	Peds	App. Total	Left	Thru	Right	Peds	App. Total	Left	Thru	Right	Peds	App. Total	
Peak Hour Analysis From 07:00 AM to 09:45 AM - Peak 1 of 1																					
Peak Hour for Entire Intersection Begins at 07:45 AM																					
07:45 AM	1	238	2	0	241	1	0	1	0	2	1	191	4	0	196	0	0	0	0	0	439
08:00 AM	3	189	2	0	194	5	0	1	0	6	0	153	6	0	159	1	0	1	0	2	361
08:15 AM	5	212	5	0	222	6	0	0	0	6	4	155	5	0	164	0	0	0	0	0	392
08:30 AM	4	175	1	0	180	6	0	1	0	7	3	169	8	0	180	1	0	1	1	3	370
Total Volume	13	814	10	0	837	18	0	3	0	21	8	668	23	0	699	2	0	2	1	5	1562
% App. Total	1.6	97.3	1.2	0		85.7	0	14.3	0		1.1	95.6	3.3	0		40	0	40	20		
PHF	.650	.855	.500	.000	.868	.750	.000	.750	.000	.750	.500	.874	.719	.000	.892	.500	.000	.500	.250	.417	.890



File Name : Kenwood_Place_at_Kenwood_Road_506661_03-22-2018
 Site Code : Site 4 - Thursday
 Start Date : 3/22/2018
 Page No : 5

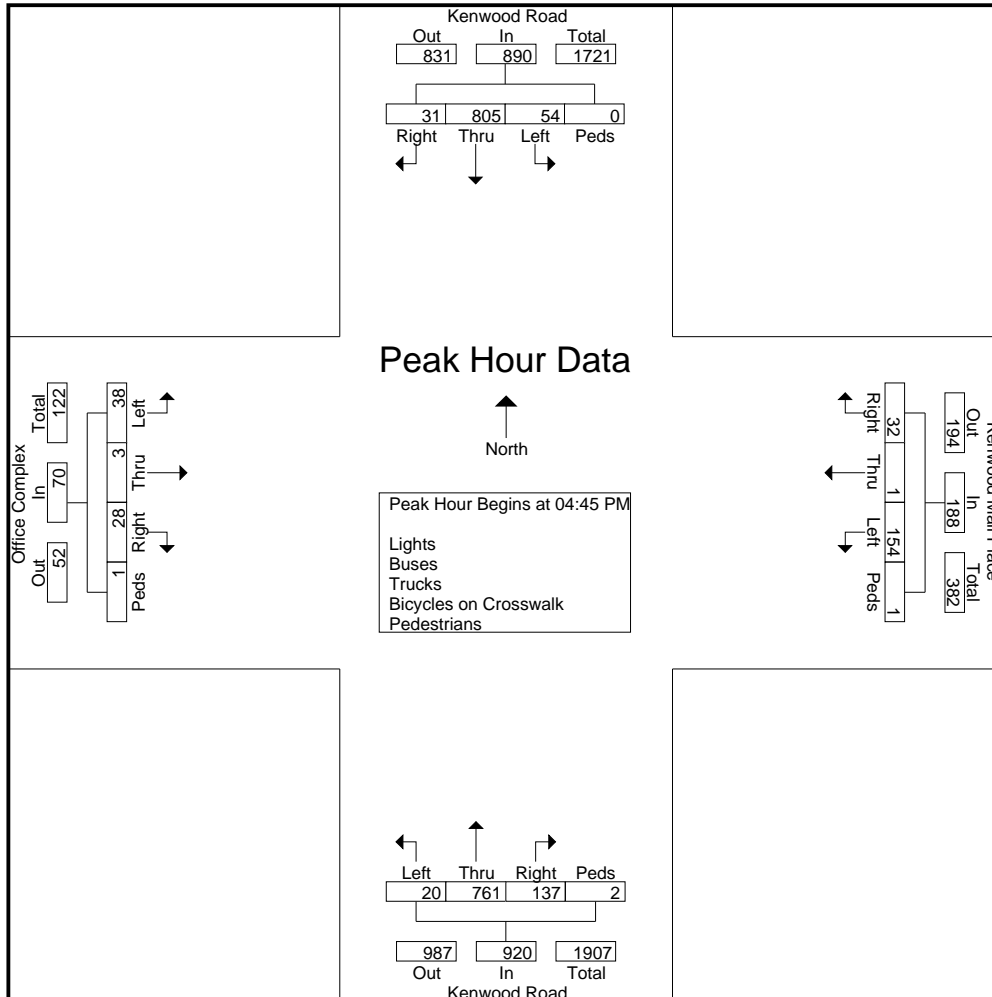
Start Time	Kenwood Road From North					Kenwood Mall Place From East					Kenwood Road From South					Office Complex From West					Int. Total
	Left	Thru	Right	Peds	App. Total	Left	Thru	Right	Peds	App. Total	Left	Thru	Right	Peds	App. Total	Left	Thru	Right	Peds	App. Total	
Peak Hour Analysis From 10:00 AM to 01:45 PM - Peak 1 of 1																					
Peak Hour for Entire Intersection Begins at 12:45 PM																					
12:45 PM	16	152	9	0	177	38	0	11	0	49	9	171	39	0	219	6	2	3	0	11	456
01:00 PM	15	151	13	0	179	39	0	11	0	50	4	169	38	0	211	11	2	7	0	20	460
01:15 PM	10	171	8	0	189	50	3	9	0	62	5	152	41	0	198	3	2	8	1	14	463
01:30 PM	3	161	7	2	173	32	1	8	0	41	5	183	32	0	220	6	3	4	1	14	448
Total Volume	44	635	37	2	718	159	4	39	0	202	23	675	150	0	848	26	9	22	2	59	1827
% App. Total	6.1	88.4	5.2	0.3		78.7	2	19.3	0		2.7	79.6	17.7	0		44.1	15.3	37.3	3.4		
PHF	.688	.928	.712	.250	.950	.795	.333	.886	.000	.815	.639	.922	.915	.000	.964	.591	.750	.688	.500	.738	.987



Cummins Consulting Services
 4661 Marlberry Place, Lexington, KY 40509
 swcummins@windstream.net 859.361.2589
 "simplifying Data Collection since 2004"

File Name : Kenwood_Place_at_Kenwood_Road_506661_03-22-2018
 Site Code : Site 4 - Thursday
 Start Date : 3/22/2018
 Page No : 6

Start Time	Kenwood Road From North					Kenwood Mall Place From East					Kenwood Road From South					Office Complex From West					Int. Total
	Left	Thru	Right	Peds	App. Total	Left	Thru	Right	Peds	App. Total	Left	Thru	Right	Peds	App. Total	Left	Thru	Right	Peds	App. Total	
Peak Hour Analysis From 02:00 PM to 06:45 PM - Peak 1 of 1																					
Peak Hour for Entire Intersection Begins at 04:45 PM																					
04:45 PM	15	187	8	0	210	42	0	3	1	46	5	190	39	0	234	9	1	5	0	15	505
05:00 PM	11	209	7	0	227	48	0	9	0	57	4	202	42	0	248	15	0	12	0	27	559
05:15 PM	16	216	5	0	237	29	1	12	0	42	6	192	26	0	224	8	2	2	1	13	516
05:30 PM	12	193	11	0	216	35	0	8	0	43	5	177	30	2	214	6	0	9	0	15	488
Total Volume	54	805	31	0	890	154	1	32	1	188	20	761	137	2	920	38	3	28	1	70	2068
% App. Total	6.1	90.4	3.5	0		81.9	0.5	17	0.5		2.2	82.7	14.9	0.2		54.3	4.3	40	1.4		
PHF	.844	.932	.705	.000	.939	.802	.250	.667	.250	.825	.833	.942	.815	.250	.927	.633	.375	.583	.250	.648	.925



5. Kenwood Road and Orchard Lane

Cummins Consulting Services
4661 Marlberry Place, Lexington, KY 40509
swcummins@windstream.net 859.361.2589
"simplifying Data Collection since 2004"

File Name : Orchard_at_Kenwood_506662_03-22-2018

Site Code : Site 5 - Thursday

Start Date : 3/22/2018

Page No : 1

Cloudy - 40 Degrees
 Schools in Session

Groups Printed- Lights - Buses - Trucks - Bicycles on Crosswalk - Pedestrians

Start Time	Kenwood Road From North				Kenwood Road From South				Orchard Lane From West				Int. Total
	Thru	Right	Peds	App. Total	Left	Thru	Peds	App. Total	Left	Right	Peds	App. Total	
07:00 AM	94	1	0	95	6	100	0	106	2	24	0	26	227
07:15 AM	122	0	0	122	5	122	0	127	1	20	0	21	270
07:30 AM	182	4	0	186	11	160	0	171	1	25	0	26	383
07:45 AM	215	4	0	219	4	203	0	207	3	24	0	27	453
Total	613	9	0	622	26	585	0	611	7	93	0	100	1333
08:00 AM	193	2	0	195	4	165	0	169	5	20	0	25	389
08:15 AM	212	0	0	212	7	172	1	180	2	10	0	12	404
08:30 AM	176	2	0	178	8	182	1	191	5	17	1	23	392
08:45 AM	177	6	0	183	9	220	0	229	4	14	1	19	431
Total	758	10	0	768	28	739	2	769	16	61	2	79	1616
09:00 AM	152	5	0	157	8	174	0	182	4	13	0	17	356
09:15 AM	122	3	0	125	12	176	0	188	8	11	1	20	333
09:30 AM	137	5	0	142	9	167	0	176	4	12	0	16	334
09:45 AM	119	3	0	122	8	196	3	207	3	8	0	11	340
Total	530	16	0	546	37	713	3	753	19	44	1	64	1363
10:00 AM	149	5	0	154	11	148	0	159	6	7	0	13	326
10:15 AM	111	7	0	118	12	168	0	180	10	6	0	16	314
10:30 AM	131	4	0	135	12	171	2	185	2	16	1	19	339
10:45 AM	151	3	0	154	8	164	1	173	8	9	0	17	344
Total	542	19	0	561	43	651	3	697	26	38	1	65	1323
11:00 AM	150	4	0	154	14	177	3	194	10	10	1	21	369
11:15 AM	167	8	0	175	19	222	0	241	4	9	1	14	430
11:30 AM	184	15	0	199	24	198	0	222	9	20	0	29	450
11:45 AM	230	14	0	244	28	218	2	248	9	14	0	23	515
Total	731	41	0	772	85	815	5	905	32	53	2	87	1764
12:00 PM	188	5	0	193	20	217	0	237	9	13	2	24	454
12:15 PM	195	11	0	206	26	238	0	264	4	16	0	20	490
12:30 PM	211	6	0	217	19	224	1	244	8	21	1	30	491
12:45 PM	188	9	0	197	15	263	0	278	11	14	0	25	500
Total	782	31	0	813	80	942	1	1023	32	64	3	99	1935
01:00 PM	211	5	0	216	12	217	1	230	11	14	0	25	471
01:15 PM	209	7	0	216	14	209	4	227	15	16	1	32	475
01:30 PM	203	6	0	209	13	236	0	249	17	19	0	36	494
01:45 PM	196	5	2	203	16	201	0	217	10	14	2	26	446
Total	819	23	2	844	55	863	5	923	53	63	3	119	1886
02:00 PM	166	4	1	171	16	214	1	231	4	11	0	15	417
02:15 PM	209	6	0	215	15	198	1	214	8	22	1	31	460
02:30 PM	193	7	0	200	15	195	3	213	15	18	0	33	446
02:45 PM	214	12	1	227	13	227	1	241	8	11	0	19	487
Total	782	29	2	813	59	834	6	899	35	62	1	98	1810
03:00 PM	244	10	0	254	21	227	3	251	23	17	0	40	545
03:15 PM	209	4	0	213	22	190	5	217	7	18	1	26	456
03:30 PM	223	3	0	226	20	208	0	228	4	12	0	16	470
03:45 PM	229	9	1	239	16	208	1	225	6	14	0	20	484
Total	905	26	1	932	79	833	9	921	40	61	1	102	1955
04:00 PM	204	4	0	208	15	223	2	240	7	11	0	18	466
04:15 PM	199	7	0	206	15	219	3	237	5	14	1	20	463
04:30 PM	226	13	0	239	26	212	2	240	11	10	0	21	500
04:45 PM	232	13	0	245	22	250	9	281	7	12	0	19	545
Total	861	37	0	898	78	904	16	998	30	47	1	78	1974

Cummins Consulting Services
4661 Marlberry Place, Lexington, KY 40509
swcummins@windstream.net 859.361.2589
"simplifying Data Collection since 2004"

File Name : Orchard_at_Kenwood_506662_03-22-2018

Site Code : Site 5 - Thursday

Start Date : 3/22/2018

Page No : 2

Groups Printed- Lights - Buses - Trucks - Bicycles on Crosswalk - Pedestrians

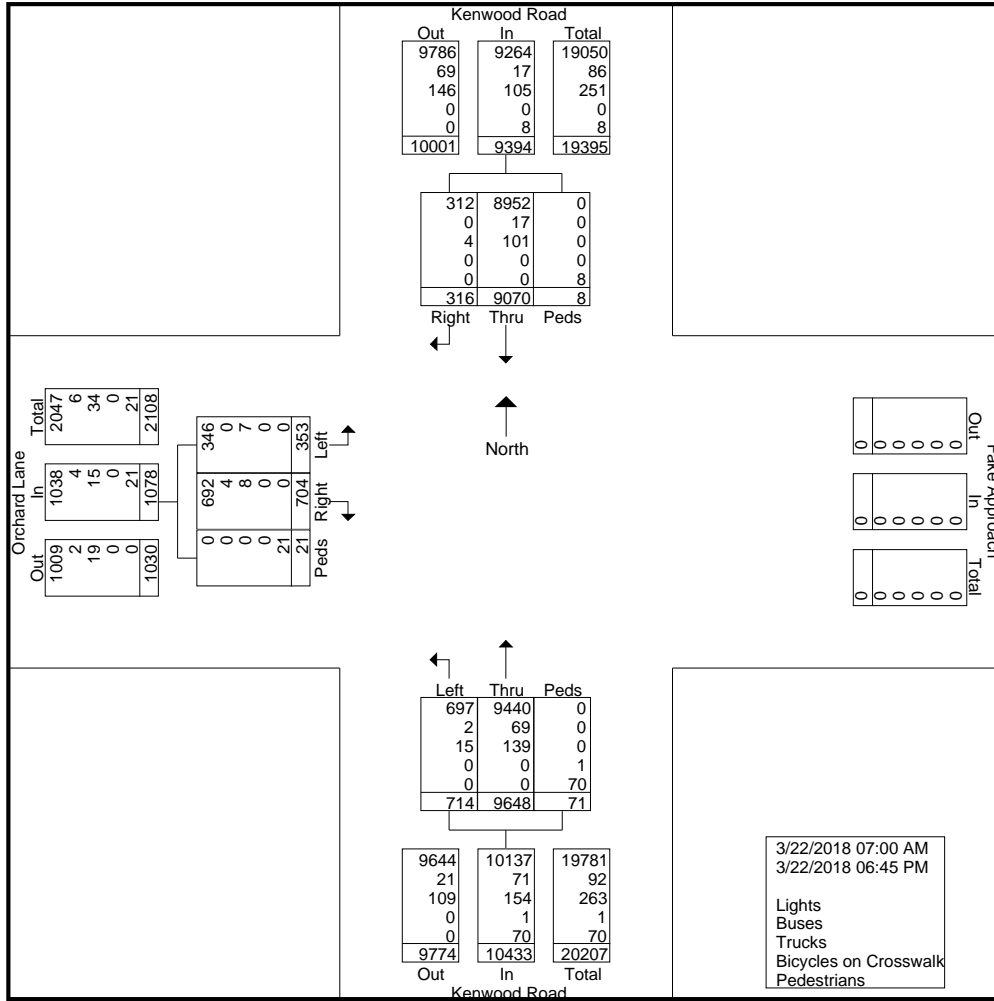
Start Time	Kenwood Road From North				Kenwood Road From South				Orchard Lane From West				Int. Total
	Thru	Right	Peds	App. Total	Left	Thru	Peds	App. Total	Left	Right	Peds	App. Total	
05:00 PM	245	11	2	258	18	244	6	268	9	18	1	28	554
05:15 PM	240	6	0	246	20	212	5	237	7	8	1	16	499
05:30 PM	225	9	0	234	14	230	3	247	6	12	1	19	500
05:45 PM	221	9	0	230	17	235	1	253	7	16	2	25	508
Total	931	35	2	968	69	921	15	1005	29	54	5	88	2061
06:00 PM	216	13	0	229	18	219	0	237	7	18	0	25	491
06:15 PM	207	10	0	217	16	237	3	256	6	13	0	19	492
06:30 PM	223	7	0	230	21	202	1	224	16	15	0	31	485
06:45 PM	170	10	1	181	20	190	2	212	5	18	1	24	417
Total	816	40	1	857	75	848	6	929	34	64	1	99	1885
Grand Total	9070	316	8	9394	714	9648	71	10433	353	704	21	1078	20905
Apprch %	96.6	3.4	0.1		6.8	92.5	0.7		32.7	65.3	1.9		
Total %	43.4	1.5	0	44.9	3.4	46.2	0.3	49.9	1.7	3.4	0.1	5.2	
Lights	8952	312	0	9264	697	9440	0	10137	346	692	0	1038	20439
% Lights	98.7	98.7	0	98.6	97.6	97.8	0	97.2	98	98.3	0	96.3	97.8
Buses	17	0	0	17	2	69	0	71	0	4	0	4	92
% Buses	0.2	0	0	0.2	0.3	0.7	0	0.7	0	0.6	0	0.4	0.4
Trucks	101	4	0	105	15	139	0	154	7	8	0	15	274
% Trucks	1.1	1.3	0	1.1	2.1	1.4	0	1.5	2	1.1	0	1.4	1.3
Bicycles on Crosswalk	0	0	0	0	0	0	1	1	0	0	0	0	1
% Bicycles on Crosswalk	0	0	0	0	0	0	1.4	0	0	0	0	0	0
Pedestrians	0	0	8	8	0	0	70	70	0	0	21	21	99
% Pedestrians	0	0	100	0.1	0	0	98.6	0.7	0	0	100	1.9	0.5

File Name : Orchard_at_Kenwood_506662_03-22-2018

Site Code : Site 5 - Thursday

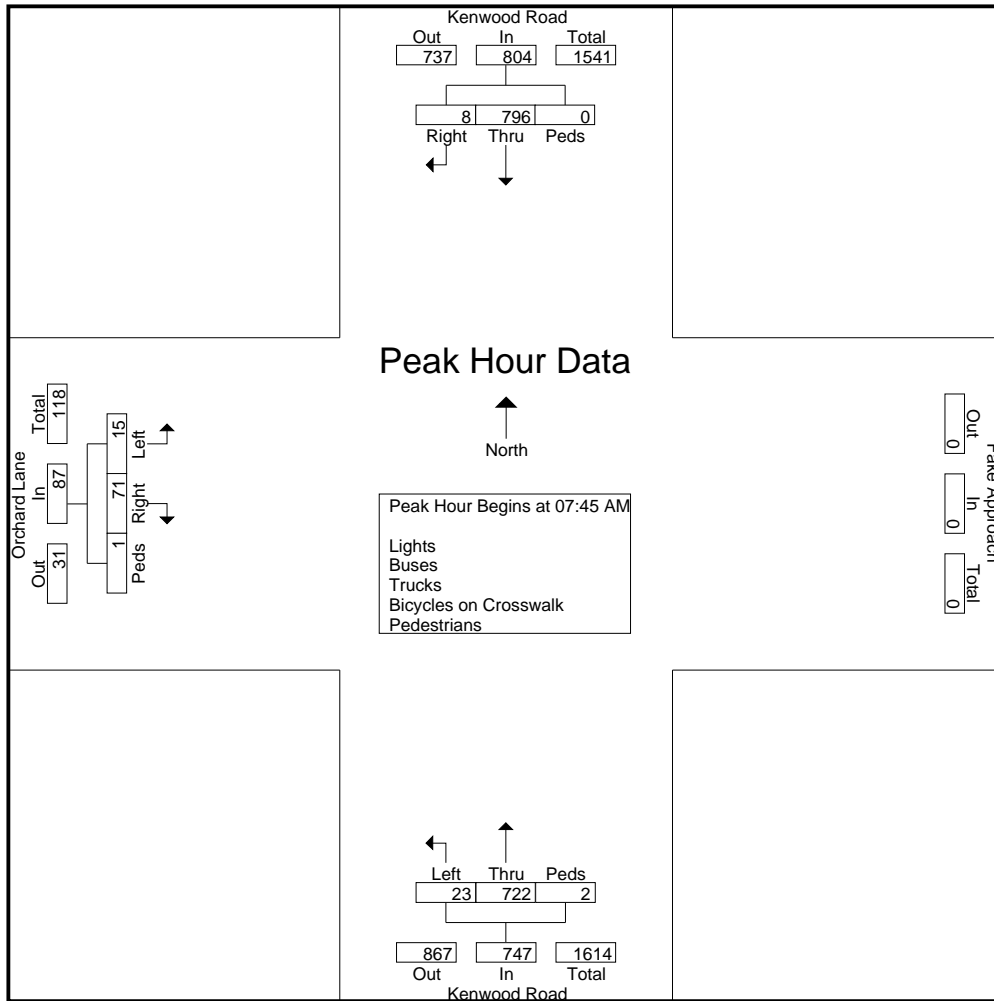
Start Date : 3/22/2018

Page No : 3



File Name : Orchard_at_Kenwood_506662_03-22-2018
 Site Code : Site 5 - Thursday
 Start Date : 3/22/2018
 Page No : 4

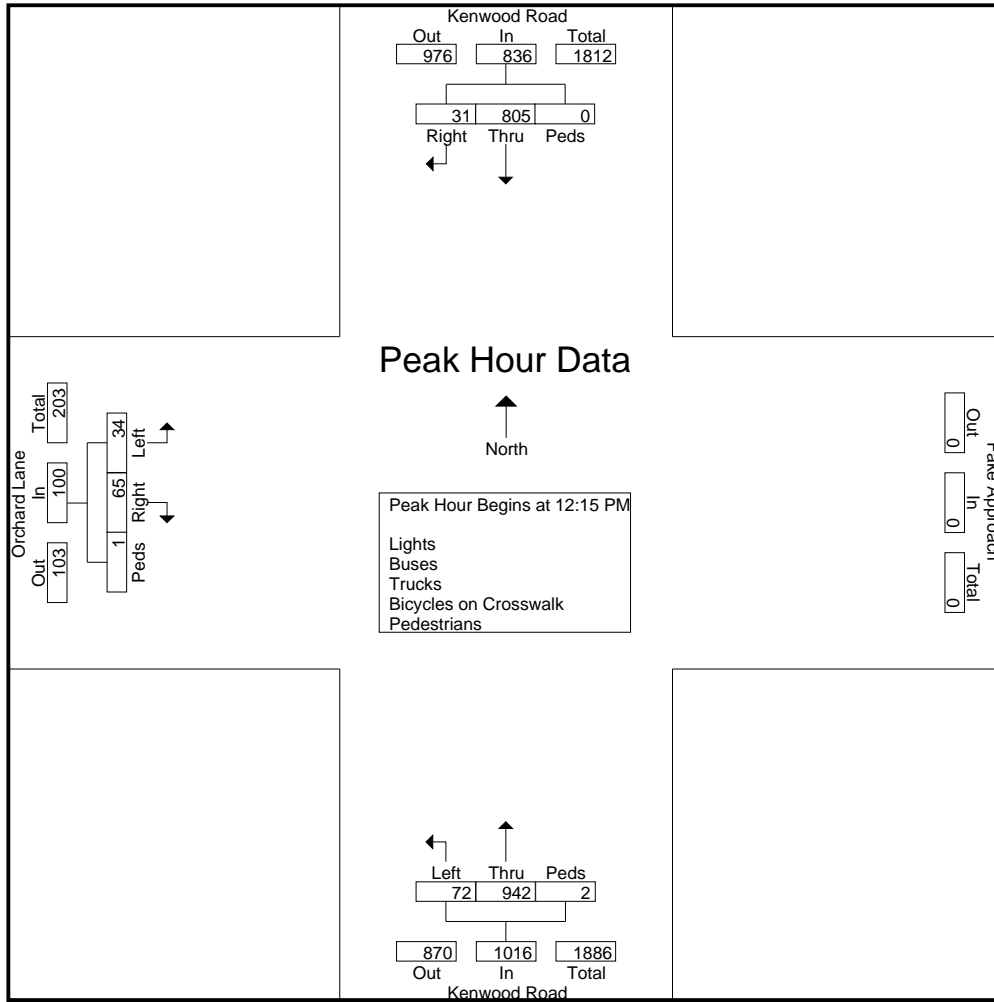
Start Time	Kenwood Road From North				Kenwood Road From South				Orchard Lane From West				Int. Total
	Thru	Right	Peds	App. Total	Left	Thru	Peds	App. Total	Left	Right	Peds	App. Total	
Peak Hour Analysis From 07:00 AM to 09:45 AM - Peak 1 of 1													
Peak Hour for Entire Intersection Begins at 07:45 AM													
07:45 AM	215	4	0	219	4	203	0	207	3	24	0	27	453
08:00 AM	193	2	0	195	4	165	0	169	5	20	0	25	389
08:15 AM	212	0	0	212	7	172	1	180	2	10	0	12	404
08:30 AM	176	2	0	178	8	182	1	191	5	17	1	23	392
Total Volume	796	8	0	804	23	722	2	747	15	71	1	87	1638
% App. Total	99	1	0		3.1	96.7	0.3		17.2	81.6	1.1		
PHF	.926	.500	.000	.918	.719	.889	.500	.902	.750	.740	.250	.806	.904



Cummins Consulting Services
 4661 Marlberry Place, Lexington, KY 40509
 swcummins@windstream.net 859.361.2589
 "simplifying Data Collection since 2004"

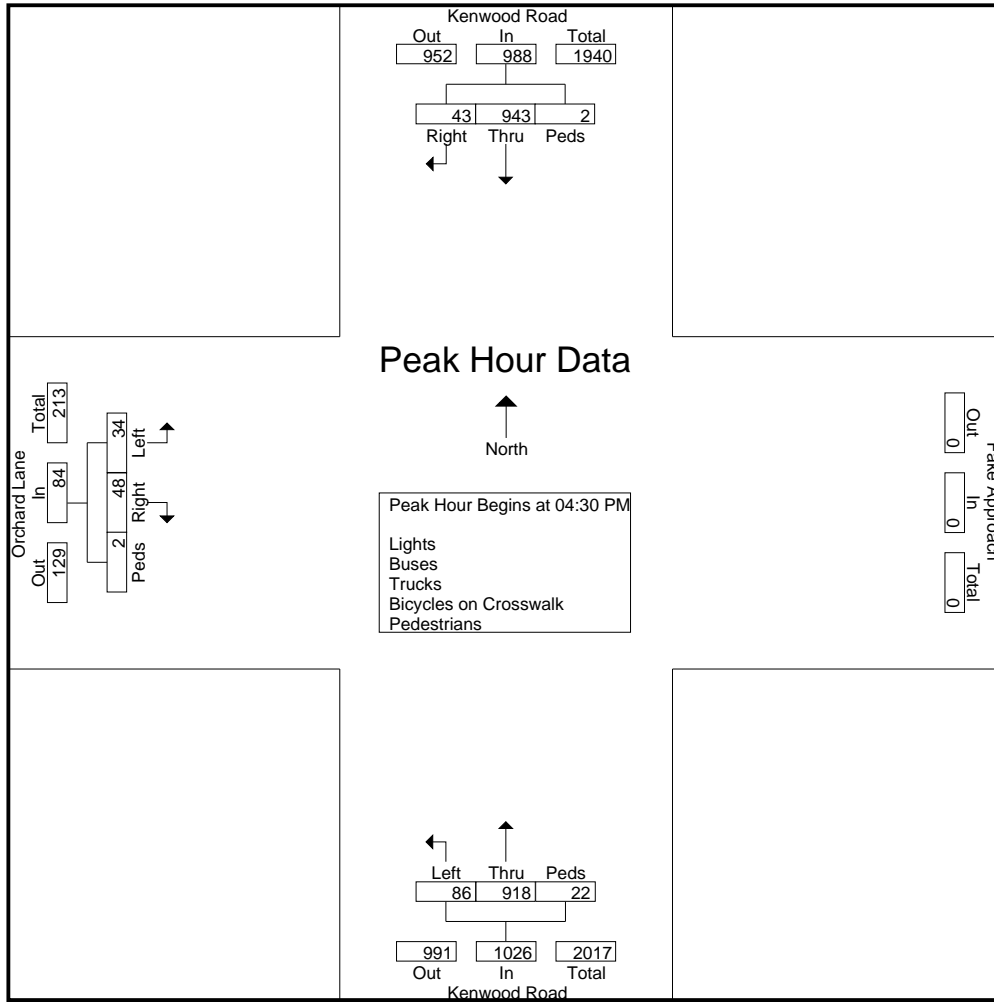
File Name : Orchard_at_Kenwood_506662_03-22-2018
 Site Code : Site 5 - Thursday
 Start Date : 3/22/2018
 Page No : 5

Start Time	Kenwood Road From North				Kenwood Road From South				Orchard Lane From West				Int. Total
	Thru	Right	Peds	App. Total	Left	Thru	Peds	App. Total	Left	Right	Peds	App. Total	
Peak Hour Analysis From 10:00 AM to 01:45 PM - Peak 1 of 1													
Peak Hour for Entire Intersection Begins at 12:15 PM													
12:15 PM	195	11	0	206	26	238	0	264	4	16	0	20	490
12:30 PM	211	6	0	217	19	224	1	244	8	21	1	30	491
12:45 PM	188	9	0	197	15	263	0	278	11	14	0	25	500
01:00 PM	211	5	0	216	12	217	1	230	11	14	0	25	471
Total Volume	805	31	0	836	72	942	2	1016	34	65	1	100	1952
% App. Total	96.3	3.7	0		7.1	92.7	0.2		34	65	1		
PHF	.954	.705	.000	.963	.692	.895	.500	.914	.773	.774	.250	.833	.976



File Name : Orchard_at_Kenwood_506662_03-22-2018
 Site Code : Site 5 - Thursday
 Start Date : 3/22/2018
 Page No : 6

Start Time	Kenwood Road From North				Kenwood Road From South				Orchard Lane From West				Int. Total
	Thru	Right	Peds	App. Total	Left	Thru	Peds	App. Total	Left	Right	Peds	App. Total	
Peak Hour Analysis From 02:00 PM to 06:45 PM - Peak 1 of 1													
Peak Hour for Entire Intersection Begins at 04:30 PM													
04:30 PM	226	13	0	239	26	212	2	240	11	10	0	21	500
04:45 PM	232	13	0	245	22	250	9	281	7	12	0	19	545
05:00 PM	245	11	2	258	18	244	6	268	9	18	1	28	554
05:15 PM	240	6	0	246	20	212	5	237	7	8	1	16	499
Total Volume	943	43	2	988	86	918	22	1026	34	48	2	84	2098
% App. Total	95.4	4.4	0.2		8.4	89.5	2.1		40.5	57.1	2.4		
PHF	.962	.827	.250	.957	.827	.918	.611	.913	.773	.667	.500	.750	.947



Cummins Consulting Services
4661 Marlberry Place, Lexington, KY 40509
swcummins@windstream.net 859.361.2589
"simplifying Data Collection since 2004"

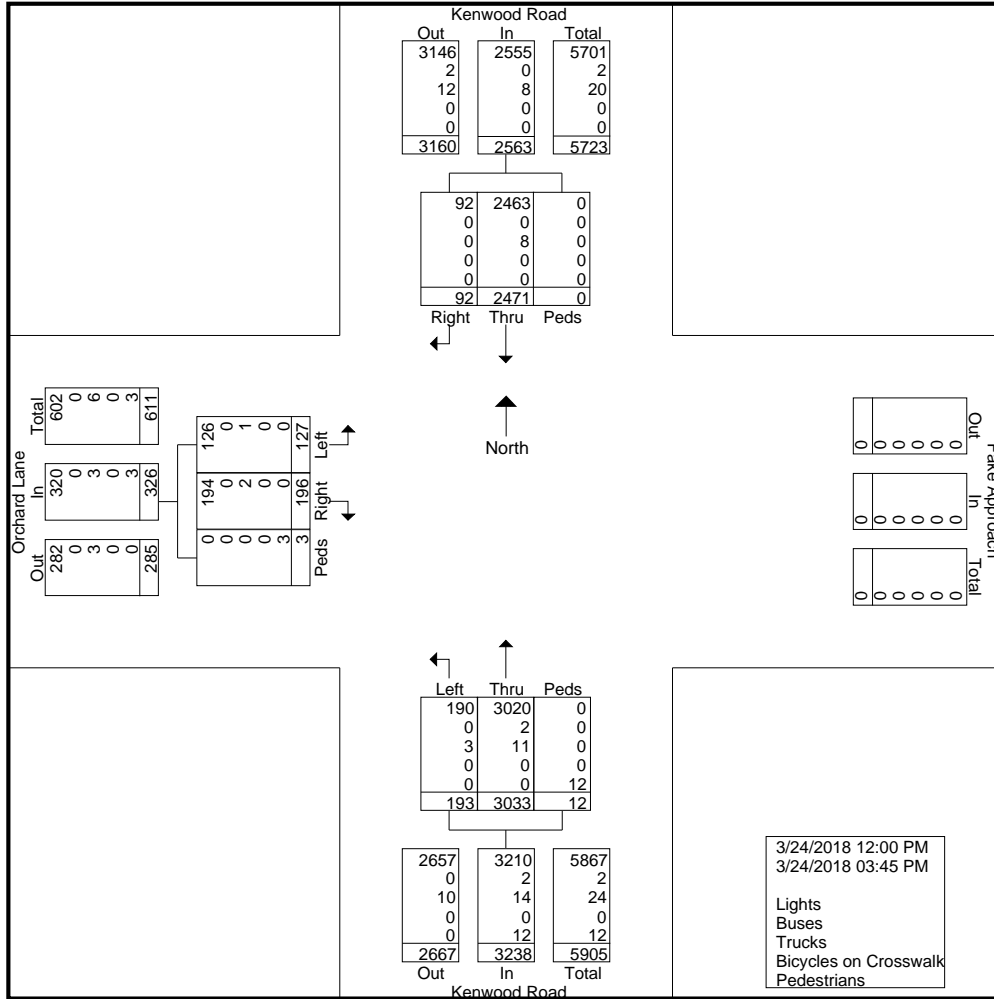
Light Snow - 30 Degrees

File Name : Orchard_at_Kenwood_506672_03-24-2018
 Site Code : Site 5 - Saturday
 Start Date : 3/24/2018
 Page No : 1

Groups Printed- Lights - Buses - Trucks - Bicycles on Crosswalk - Pedestrians

Start Time	Kenwood Road From North				Kenwood Road From South				Orchard Lane From West				Int. Total
	Thru	Right	Peds	App. Total	Left	Thru	Peds	App. Total	Left	Right	Peds	App. Total	
12:00 PM	146	4	0	150	13	166	1	180	6	14	0	20	350
12:15 PM	117	6	0	123	14	191	2	207	7	3	0	10	340
12:30 PM	142	7	0	149	10	186	2	198	5	14	0	19	366
12:45 PM	156	9	0	165	10	202	0	212	5	13	0	18	395
Total	561	26	0	587	47	745	5	797	23	44	0	67	1451
01:00 PM	145	3	0	148	16	206	1	223	6	14	0	20	391
01:15 PM	166	6	0	172	13	181	1	195	9	17	0	26	393
01:30 PM	167	4	0	171	14	204	0	218	10	11	0	21	410
01:45 PM	122	5	0	127	11	215	0	226	12	14	0	26	379
Total	600	18	0	618	54	806	2	862	37	56	0	93	1573
02:00 PM	149	4	0	153	11	210	2	223	10	9	0	19	395
02:15 PM	157	10	0	167	14	198	0	212	8	19	0	27	406
02:30 PM	161	4	0	165	14	168	0	182	8	12	0	20	367
02:45 PM	174	9	0	183	11	173	0	184	12	19	0	31	398
Total	641	27	0	668	50	749	2	801	38	59	0	97	1566
03:00 PM	171	2	0	173	19	183	1	203	7	13	0	20	396
03:15 PM	166	5	0	171	9	194	0	203	7	8	0	15	389
03:30 PM	170	6	0	176	7	178	2	187	7	7	3	17	380
03:45 PM	162	8	0	170	7	178	0	185	8	9	0	17	372
Total	669	21	0	690	42	733	3	778	29	37	3	69	1537
Grand Total	2471	92	0	2563	193	3033	12	3238	127	196	3	326	6127
Apprch %	96.4	3.6	0		6	93.7	0.4		39	60.1	0.9		
Total %	40.3	1.5	0	41.8	3.1	49.5	0.2	52.8	2.1	3.2	0	5.3	
Lights	2463	92	0	2555	190	3020	0	3210	126	194	0	320	6085
% Lights	99.7	100	0	99.7	98.4	99.6	0	99.1	99.2	99	0	98.2	99.3
Buses	0	0	0	0	0	2	0	2	0	0	0	0	2
% Buses	0	0	0	0	0	0.1	0	0.1	0	0	0	0	0
Trucks	8	0	0	8	3	11	0	14	1	2	0	3	25
% Trucks	0.3	0	0	0.3	1.6	0.4	0	0.4	0.8	1	0	0.9	0.4
Bicycles on Crosswalk	0	0	0	0	0	0	0	0	0	0	0	0	0
% Bicycles on Crosswalk	0	0	0	0	0	0	0	0	0	0	0	0	0
Pedestrians	0	0	0	0	0	0	12	12	0	0	3	3	15
% Pedestrians	0	0	0	0	0	0	100	0.4	0	0	100	0.9	0.2

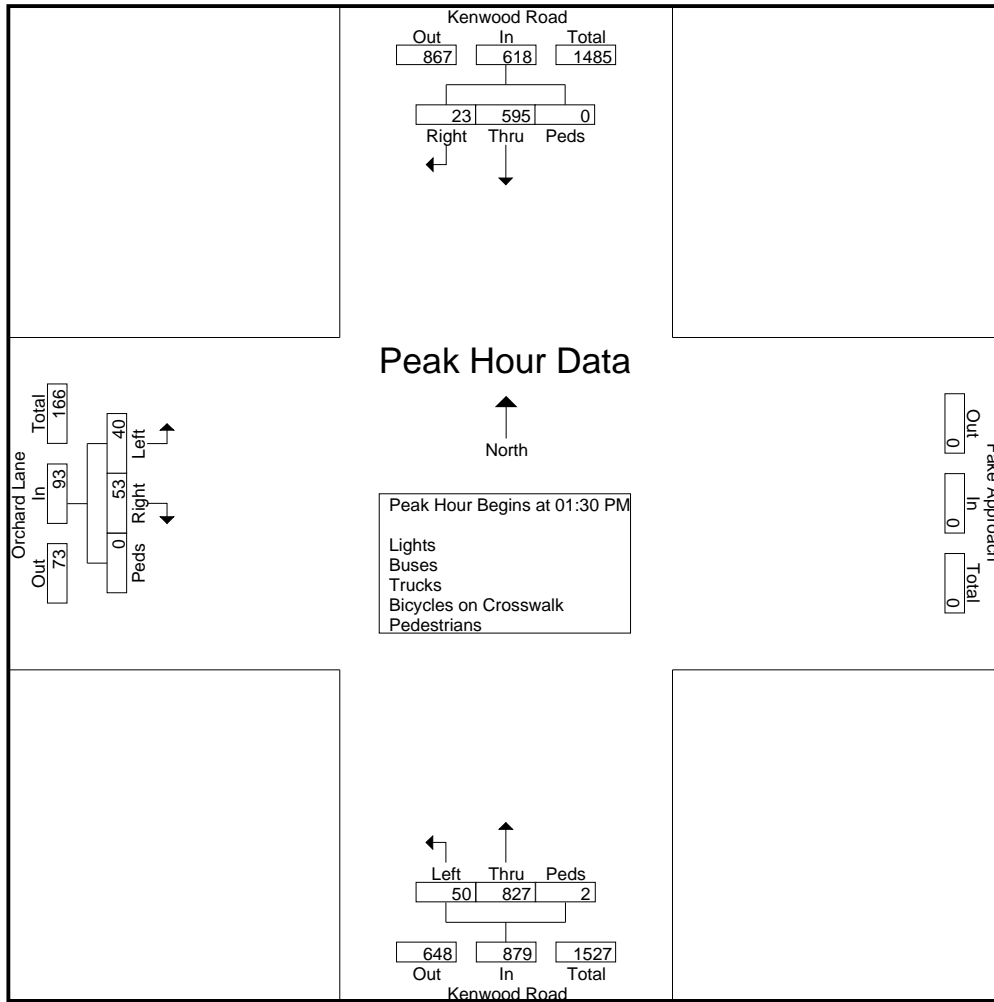
File Name : Orchard_at_Kenwood_506672_03-24-2018
 Site Code : Site 5 - Saturday
 Start Date : 3/24/2018
 Page No : 2



Cummins Consulting Services
 4661 Marlberry Place, Lexington, KY 40509
 swcummins@windstream.net 859.361.2589
 "simplifying Data Collection since 2004"

File Name : Orchard_at_Kenwood_506672_03-24-2018
 Site Code : Site 5 - Saturday
 Start Date : 3/24/2018
 Page No : 3

Start Time	Kenwood Road From North				Kenwood Road From South				Orchard Lane From West				Int. Total
	Thru	Right	Peds	App. Total	Left	Thru	Peds	App. Total	Left	Right	Peds	App. Total	
Peak Hour Analysis From 12:00 PM to 03:45 PM - Peak 1 of 1													
Peak Hour for Entire Intersection Begins at 01:30 PM													
01:30 PM	167	4	0	171	14	204	0	218	10	11	0	21	410
01:45 PM	122	5	0	127	11	215	0	226	12	14	0	26	379
02:00 PM	149	4	0	153	11	210	2	223	10	9	0	19	395
02:15 PM	157	10	0	167	14	198	0	212	8	19	0	27	406
Total Volume	595	23	0	618	50	827	2	879	40	53	0	93	1590
% App. Total	96.3	3.7	0		5.7	94.1	0.2		43	57	0		
PHF	.891	.575	.000	.904	.893	.962	.250	.972	.833	.697	.000	.861	.970



6. Kenwood Road and Montgomery Road

Cummins Consulting Services
4661 Marlberry Place, Lexington, KY 40509
swcummins@windstream.net 859.361.2589
"simplifying Data Collection since 2004"

File Name : Montgomery_at_Kenwood_506664_03-22-2018
 Site Code : Site 6 - Thursday
 Start Date : 3/22/2018
 Page No : 1

Cloudy - 40 Degrees
 Schools in Session

Groups Printed- Lights - Buses - Trucks - Bicycles on Crosswalk - Pedestrians

Start Time	Kenwood Road From North					Montgomery Road From Northeast					Kenwood Road From South					Montgomery Road From Southwest					Int. Total
	Hard Left	Thru	Bear Right	Peds	App. Total	Bear Left	Thru	Hard Right	Peds	App. Total	Hard Left	Thru	Bear Right	Peds	App. Total	Bear Left	Thru	Hard Right	Peds	App. Total	
07:00 AM	31	73	13	0	117	17	52	14	0	83	12	83	31	0	126	10	72	16	0	98	424
07:15 AM	29	84	23	0	136	27	81	18	0	126	6	96	34	0	136	18	82	14	0	114	512
07:30 AM	28	151	27	0	206	26	67	26	0	119	24	121	37	0	182	25	74	11	0	110	617
07:45 AM	33	175	38	0	246	33	55	29	0	117	26	149	40	0	215	33	101	14	0	148	726
Total	121	483	101	0	705	103	255	87	0	445	68	449	142	0	659	86	329	55	0	470	2279
08:00 AM	30	135	41	0	206	36	83	21	0	140	43	119	42	0	204	31	111	18	0	160	710
08:15 AM	20	171	47	0	238	18	83	19	0	120	25	131	50	1	207	32	80	14	0	126	691
08:30 AM	28	111	43	0	182	32	73	32	0	137	24	138	57	0	219	30	98	14	0	142	680
08:45 AM	33	110	39	0	182	30	61	44	0	135	28	132	59	0	219	48	105	15	0	168	704
Total	111	527	170	0	808	116	300	116	0	532	120	520	208	1	849	141	394	61	0	596	2785
09:00 AM	40	91	32	0	163	30	110	39	0	179	35	116	44	0	195	26	76	29	0	131	668
09:15 AM	43	80	21	0	144	22	88	45	0	155	45	112	42	1	200	36	79	23	1	139	638
09:30 AM	22	83	30	1	136	39	75	36	0	150	28	105	55	0	188	39	112	31	1	183	657
09:45 AM	35	80	28	0	143	25	67	57	0	149	39	108	53	0	200	42	81	24	1	148	640
Total	140	334	111	1	586	116	340	177	0	633	147	441	194	1	783	143	348	107	3	601	2603
10:00 AM	34	89	27	0	150	41	79	41	0	161	33	83	56	0	172	33	79	27	1	140	623
10:15 AM	39	63	27	0	129	37	63	31	0	131	42	111	60	1	214	40	79	26	0	145	619
10:30 AM	36	98	22	0	156	38	85	53	1	177	30	100	65	0	195	33	85	29	1	148	676
10:45 AM	29	95	35	0	159	40	72	35	0	147	42	100	66	1	209	38	90	25	0	153	668
Total	138	345	111	0	594	156	299	160	1	616	147	394	247	2	790	144	333	107	2	586	2586
11:00 AM	36	104	30	0	170	42	103	53	0	198	52	104	63	0	219	37	92	29	1	159	746
11:15 AM	32	110	32	0	174	63	94	69	0	226	36	137	73	1	247	37	104	42	0	183	830
11:30 AM	42	126	33	0	201	45	97	55	0	197	39	129	68	0	236	43	111	42	0	196	830
11:45 AM	56	151	33	0	240	63	111	64	0	238	39	131	73	0	243	53	117	36	0	206	927
Total	166	491	128	0	785	213	405	241	0	859	166	501	277	1	945	170	424	149	1	744	3333
12:00 PM	50	118	36	0	204	67	120	64	0	251	48	127	74	1	250	51	109	38	0	198	903
12:15 PM	49	113	49	0	211	67	106	61	0	234	64	139	75	1	279	64	133	45	0	242	966
12:30 PM	60	142	39	0	241	62	115	65	0	242	58	130	74	1	263	46	123	46	1	216	962
12:45 PM	49	106	42	0	197	63	137	82	0	282	48	149	68	0	265	51	135	42	1	229	973
Total	208	479	166	0	853	259	478	272	0	1009	218	545	291	3	1057	212	500	171	2	885	3804
01:00 PM	48	130	33	0	211	71	100	55	0	226	50	129	78	0	257	44	128	35	0	207	901
01:15 PM	70	115	39	0	224	67	91	53	0	211	64	122	57	1	244	52	109	35	3	199	878
01:30 PM	60	140	32	0	232	59	101	66	0	226	53	124	67	1	245	60	87	41	0	188	891
01:45 PM	48	127	31	0	206	68	78	41	0	187	44	139	55	0	238	41	82	41	0	164	795
Total	226	512	135	0	873	265	370	215	0	850	211	514	257	2	984	197	406	152	3	758	3465
02:00 PM	38	109	27	0	174	59	117	56	0	232	45	127	69	0	241	50	111	34	0	195	842
02:15 PM	57	152	34	0	243	56	121	62	0	239	34	104	67	0	205	46	113	32	0	191	878
02:30 PM	45	139	21	0	205	71	93	54	0	218	54	137	63	0	254	33	123	41	1	198	875
02:45 PM	47	156	26	0	229	60	129	52	0	241	60	135	65	1	261	48	130	39	0	217	948
Total	187	556	108	0	851	246	460	224	0	930	193	503	264	1	961	177	477	146	1	801	3543
03:00 PM	54	155	37	0	246	55	127	63	0	245	46	140	56	3	245	39	115	37	5	196	932
03:15 PM	50	146	33	0	229	71	138	58	0	267	52	116	58	2	228	40	110	39	1	190	914
03:30 PM	56	156	27	0	239	57	103	53	0	213	46	124	53	0	223	48	123	37	0	208	883
03:45 PM	59	157	32	0	248	62	107	72	0	241	35	106	48	3	192	48	118	33	1	200	881
Total	219	614	129	0	962	245	475	246	0	966	179	486	215	8	888	175	466	146	7	794	3610
04:00 PM	42	148	27	1	218	78	107	52	0	237	35	144	51	1	231	49	137	27	2	215	901
04:15 PM	34	138	43	0	215	57	120	55	1	233	42	124	79	1	246	60	139	38	2	239	933
04:30 PM	48	144	42	0	234	71	94	55	0	220	28	140	51	2	221	44	135	38	1	218	893
04:45 PM	44	154	34	0	232	73	102	53	0	228	44	140	66	0	250	82	130	49	2	263	973
Total	168	584	146	1	899	279	423	215	1	918	149	548	247	4	948	235	541	152	7	935	3700

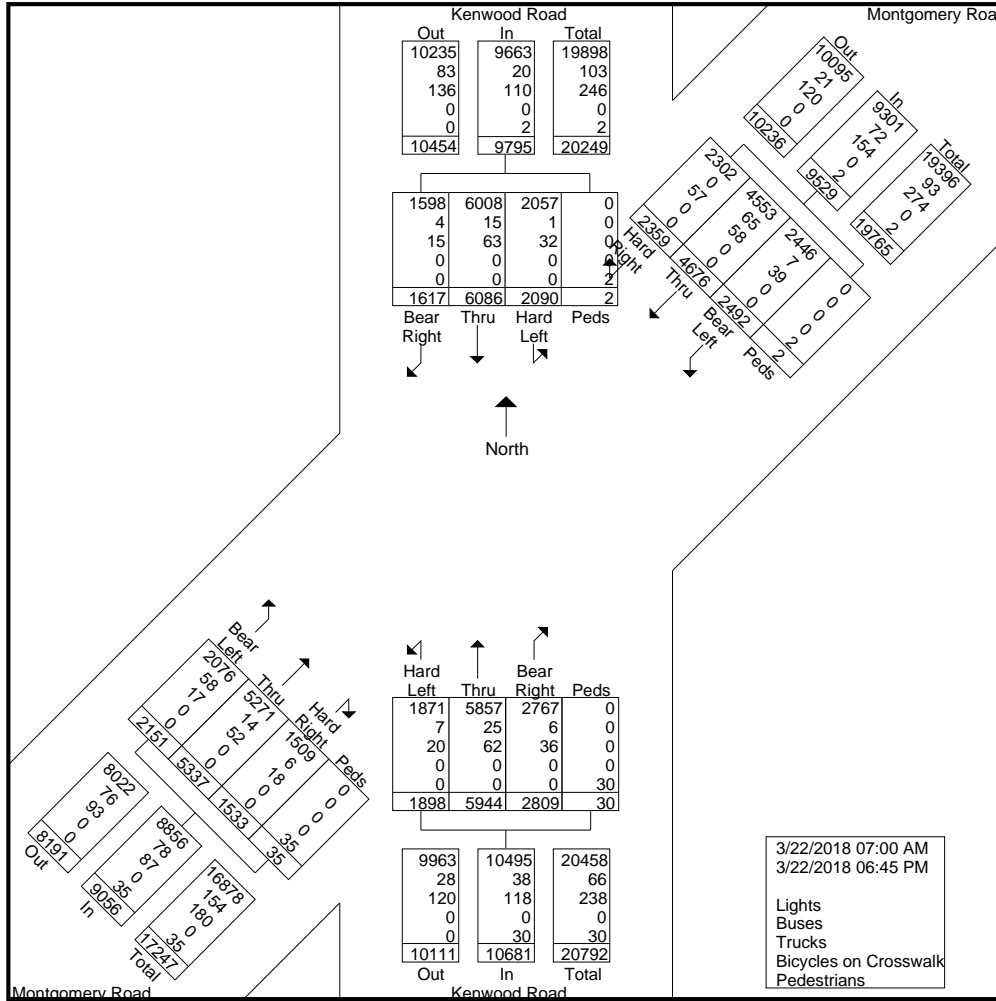
Cummins Consulting Services
4661 Marlberry Place, Lexington, KY 40509
swcummins@windstream.net 859.361.2589
"Simplifying Data Collection since 2004"

File Name : Montgomery_at_Kenwood_506664_03-22-2018
 Site Code : Site 6 - Thursday
 Start Date : 3/22/2018
 Page No : 2

Groups Printed- Lights - Buses - Trucks - Bicycles on Crosswalk - Pedestrians

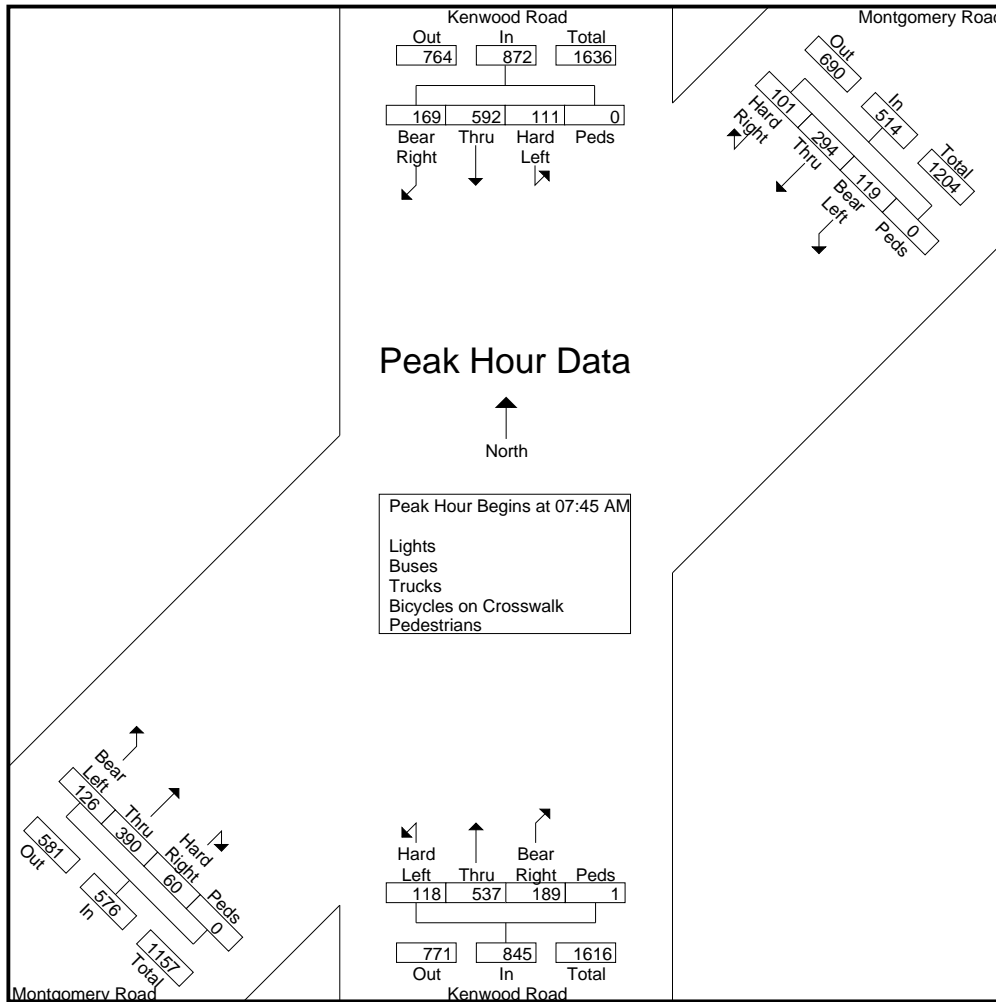
Start Time	Kenwood Road From North					Montgomery Road From Northeast					Kenwood Road From South					Montgomery Road From Southwest					Int. Total
	Hard Left	Thru	Bear Right	Peds	App. Total	Bear Left	Thru	Hard Right	Peds	App. Total	Hard Left	Thru	Bear Right	Peds	App. Total	Bear Left	Thru	Hard Right	Peds	App. Total	
05:00 PM	43	178	35	0	256	59	134	42	0	235	36	154	61	0	251	70	163	46	2	281	1023
05:15 PM	45	183	40	0	268	82	135	54	0	271	34	130	52	2	218	58	177	40	4	279	1036
05:30 PM	43	162	39	0	244	61	98	42	0	201	33	134	63	2	232	68	147	39	2	256	933
05:45 PM	51	128	48	0	227	59	87	53	0	199	41	124	62	1	228	66	155	39	1	261	915
Total	182	651	162	0	995	261	454	191	0	906	144	542	238	5	929	262	642	164	9	1077	3907
06:00 PM	67	128	36	0	231	67	104	39	0	210	44	137	52	0	233	61	149	29	0	239	913
06:15 PM	53	127	39	0	219	68	112	54	0	234	42	133	66	2	243	60	126	38	0	224	920
06:30 PM	53	148	40	0	241	52	109	66	0	227	37	115	57	0	209	48	113	27	0	188	865
06:45 PM	51	107	35	0	193	46	92	56	0	194	33	116	54	0	203	40	89	29	0	158	748
Total	224	510	150	0	884	233	417	215	0	865	156	501	229	2	888	209	477	123	0	809	3446
Grand Total	2090	6086	1617	2	9795	2492	4676	2359	2	9529	1898	5944	2809	30	10681	2151	5337	1533	35	9056	39061
Apprch %	21.3	62.1	16.5	0		26.2	49.1	24.8	0		17.8	55.7	26.3	0.3		23.8	58.9	16.9	0.4		
Total %	5.4	15.6	4.1	0	25.1	6.4	12	6	0	24.4	4.9	15.2	7.2	0.1	27.3	5.5	13.7	3.9	0.1	23.2	
Lights	2057	6008	1598	0	9663	2446	4553	2302	0	9301	1871	5857	2767	0	10495	2076	5271	1509	0	8856	38315
% Lights	98.4	98.7	98.8	0	98.7	98.2	97.4	97.6	0	97.6	98.6	98.5	98.5	0	98.3	96.5	98.8	98.4	0	97.8	98.1
Buses	1	15	4	0	20	7	65	0	0	72	7	25	6	0	38	58	14	6	0	78	208
% Buses	0	0.2	0.2	0	0.2	0.3	1.4	0	0	0.8	0.4	0.4	0.2	0	0.4	2.7	0.3	0.4	0	0.9	0.5
Trucks	32	63	15	0	110	39	58	57	0	154	20	62	36	0	118	17	52	18	0	87	469
% Trucks	1.5	1	0.9	0	1.1	1.6	1.2	2.4	0	1.6	1.1	1	1.3	0	1.1	0.8	1	1.2	0	1	1.2
Bicycles on Crosswalk	0	0	0	0	0	0	0	0	0	0	0	0	0	0	0	0	0	0	0	0	0
% Bicycles on Crosswalk	0	0	0	0	0	0	0	0	0	0	0	0	0	0	0	0	0	0	0	0	0
Pedestrians	0	0	0	2	2	0	0	0	2	2	0	0	0	30	30	0	0	0	35	35	69
% Pedestrians	0	0	0	100	0	0	0	0	100	0	0	0	0	100	0.3	0	0	0	100	0.4	0.2

File Name : Montgomery_at_Kenwood_506664_03-22-2018
 Site Code : Site 6 - Thursday
 Start Date : 3/22/2018
 Page No : 3



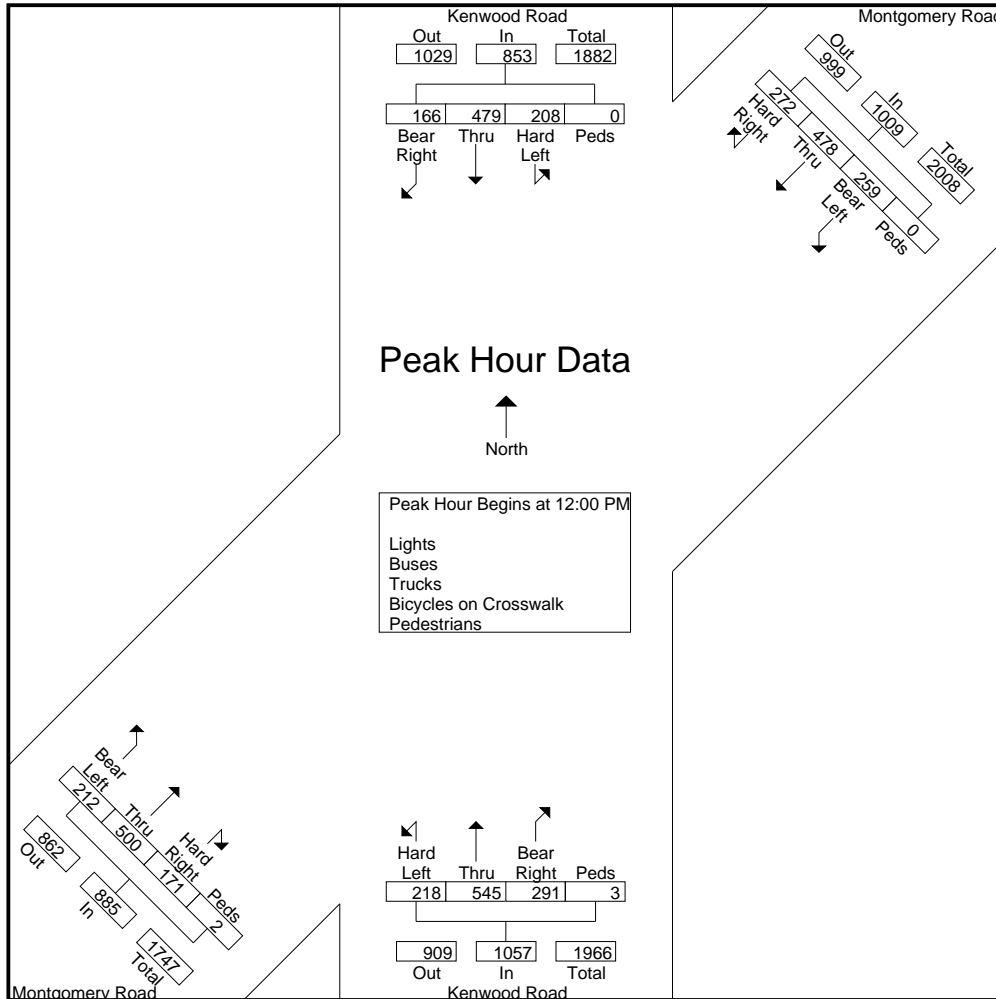
File Name : Montgomery_at_Kenwood_506664_03-22-2018
 Site Code : Site 6 - Thursday
 Start Date : 3/22/2018
 Page No : 4

Start Time	Kenwood Road From North					Montgomery Road From Northeast					Kenwood Road From South					Montgomery Road From Southwest					Int. Total
	Hard Left	Thru	Bear Right	Peds	App. Total	Bear Left	Thru	Hard Right	Peds	App. Total	Hard Left	Thru	Bear Right	Peds	App. Total	Bear Left	Thru	Hard Right	Peds	App. Total	
Peak Hour Analysis From 07:00 AM to 09:45 AM - Peak 1 of 1																					
Peak Hour for Entire Intersection Begins at 07:45 AM																					
07:45 AM	33	175	38	0	246	33	55	29	0	117	26	149	40	0	215	33	101	14	0	148	726
08:00 AM	30	135	41	0	206	36	83	21	0	140	43	119	42	0	204	31	111	18	0	160	710
08:15 AM	20	171	47	0	238	18	83	19	0	120	25	131	50	1	207	32	80	14	0	126	691
08:30 AM	28	111	43	0	182	32	73	32	0	137	24	138	57	0	219	30	98	14	0	142	680
Total Volume	111	592	169	0	872	119	294	101	0	514	118	537	189	1	845	126	390	60	0	576	2807
% App. Total	12.7	67.9	19.4	0		23.2	57.2	19.6	0		14	63.6	22.4	0.1		21.9	67.7	10.4	0		
PHF	.841	.846	.899	.000	.886	.826	.886	.789	.000	.918	.686	.901	.829	.250	.965	.955	.878	.833	.000	.900	.967



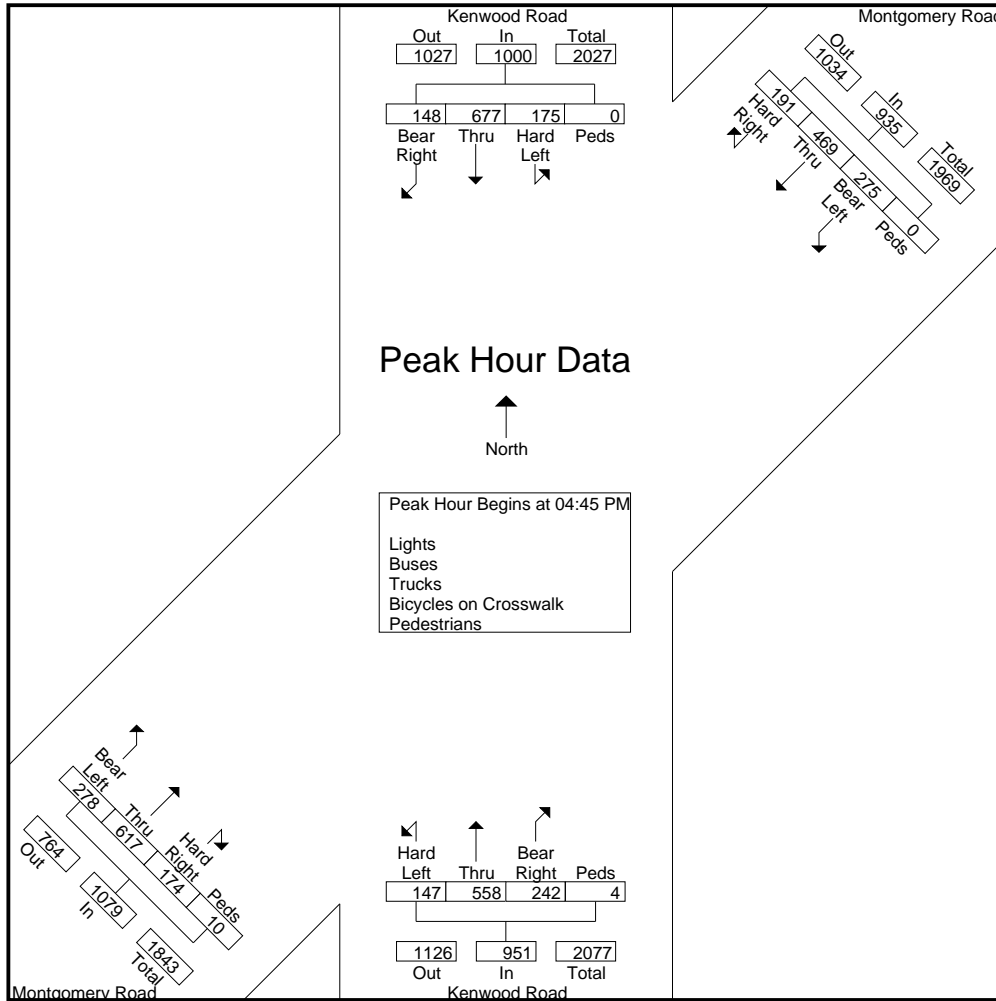
File Name : Montgomery_at_Kenwood_506664_03-22-2018
 Site Code : Site 6 - Thursday
 Start Date : 3/22/2018
 Page No : 5

Start Time	Kenwood Road From North					Montgomery Road From Northeast					Kenwood Road From South					Montgomery Road From Southwest					Int. Total
	Hard Left	Thru	Bear Right	Peds	App. Total	Bear Left	Thru	Hard Right	Peds	App. Total	Hard Left	Thru	Bear Right	Peds	App. Total	Bear Left	Thru	Hard Right	Peds	App. Total	
Peak Hour Analysis From 10:00 AM to 01:45 PM - Peak 1 of 1																					
Peak Hour for Entire Intersection Begins at 12:00 PM																					
12:00 PM	50	118	36	0	204	67	120	64	0	251	48	127	74	1	250	51	109	38	0	198	903
12:15 PM	49	113	49	0	211	67	106	61	0	234	64	139	75	1	279	64	133	45	0	242	966
12:30 PM	60	142	39	0	241	62	115	65	0	242	58	130	74	1	263	46	123	46	1	216	962
12:45 PM	49	106	42	0	197	63	137	82	0	282	48	149	68	0	265	51	135	42	1	229	973
Total Volume	208	479	166	0	853	259	478	272	0	1009	218	545	291	3	1057	212	500	171	2	885	3804
% App. Total	24.4	56.2	19.5	0		25.7	47.4	27	0		20.6	51.6	27.5	0.3		24	56.5	19.3	0.2		
PHF	.867	.843	.847	.000	.885	.966	.872	.829	.000	.895	.852	.914	.970	.750	.947	.828	.926	.929	.500	.914	.977



File Name : Montgomery_at_Kenwood_506664_03-22-2018
 Site Code : Site 6 - Thursday
 Start Date : 3/22/2018
 Page No : 6

Start Time	Kenwood Road From North					Montgomery Road From Northeast					Kenwood Road From South					Montgomery Road From Southwest					Int. Total
	Hard Left	Thru	Bear Right	Peds	App. Total	Bear Left	Thru	Hard Right	Peds	App. Total	Hard Left	Thru	Bear Right	Peds	App. Total	Bear Left	Thru	Hard Right	Peds	App. Total	
Peak Hour Analysis From 02:00 PM to 06:45 PM - Peak 1 of 1																					
Peak Hour for Entire Intersection Begins at 04:45 PM																					
04:45 PM	44	154	34	0	232	73	102	53	0	228	44	140	66	0	250	82	130	49	2	263	973
05:00 PM	43	178	35	0	256	59	134	42	0	235	36	154	61	0	251	70	163	46	2	281	1023
05:15 PM	45	183	40	0	268	82	135	54	0	271	34	130	52	2	218	58	177	40	4	279	1036
05:30 PM	43	162	39	0	244	61	98	42	0	201	33	134	63	2	232	68	147	39	2	256	933
Total Volume	175	677	148	0	1000	275	469	191	0	935	147	558	242	4	951	278	617	174	10	1079	3965
% App. Total	17.5	67.7	14.8	0		29.4	50.2	20.4	0		15.5	58.7	25.4	0.4		25.8	57.2	16.1	0.9		
PHF	.972	.925	.925	.000	.933	.838	.869	.884	.000	.863	.835	.906	.917	.500	.947	.848	.871	.888	.625	.960	.957



Cummins Consulting Services
4661 Marlberry Place, Lexington, KY 40509
swcummins@windstream.net 859.361.2589
"simplifying Data Collection since 2004"

File Name : Montgomery_at_Kenwood_506671_03-24-2018
 Site Code : Site 6 - Saturday
 Start Date : 3/24/2018
 Page No : 1

Light Snow - 30 Degrees

Groups Printed- Lights - Buses - Trucks - Bicycles on Crosswalk - Pedestrians

Start Time	Kenwood Road From North					Montgomery Road From Northeast					Kenwood Road From South					Montgomery Road From Southwest					Int. Total
	Hard Left	Thru	Bear Right	Peds	App. Total	Bear Left	Thru	Hard Right	Peds	App. Total	Hard Left	Thru	Bear Right	Peds	App. Total	Bear Left	Thru	Hard Right	Peds	App. Total	
12:00 PM	43	80	29	0	152	38	88	44	0	170	46	98	52	0	196	36	77	32	0	145	663
12:15 PM	28	72	27	0	127	49	95	46	0	190	32	119	65	0	216	43	93	32	0	168	701
12:30 PM	57	69	29	0	155	53	88	49	0	190	21	104	60	0	185	43	101	26	0	170	700
12:45 PM	45	95	27	0	167	55	99	55	0	209	43	118	60	0	221	40	86	24	0	150	747
Total	173	316	112	0	601	195	370	194	0	759	142	439	237	0	818	162	357	114	0	633	2811
01:00 PM	38	80	40	0	158	45	84	46	0	175	28	127	70	0	225	45	82	27	0	154	712
01:15 PM	55	106	22	0	183	44	82	62	0	188	39	93	61	0	193	44	83	31	0	158	722
01:30 PM	48	96	30	0	174	50	94	52	0	196	36	123	65	1	225	47	99	36	0	182	777
01:45 PM	43	91	21	0	155	43	82	59	0	184	39	121	52	0	212	50	93	24	0	167	718
Total	184	373	113	0	670	182	342	219	0	743	142	464	248	1	855	186	357	118	0	661	2929
02:00 PM	39	81	30	0	150	55	79	71	0	205	37	115	55	0	207	35	104	33	0	172	734
02:15 PM	57	102	28	0	187	49	82	38	0	169	41	128	79	0	248	48	97	19	0	164	768
02:30 PM	46	101	23	0	170	54	70	49	0	173	38	96	66	0	200	39	80	34	1	154	697
02:45 PM	45	125	18	0	188	56	94	57	0	207	32	96	60	3	191	35	96	27	1	159	745
Total	187	409	99	0	695	214	325	215	0	754	148	435	260	3	846	157	377	113	2	649	2944
03:00 PM	45	119	20	0	184	59	81	54	0	194	37	111	65	0	213	39	75	32	0	146	737
03:15 PM	47	101	27	0	175	69	100	53	0	222	39	102	56	0	197	35	79	27	1	142	736
03:30 PM	44	97	32	0	173	51	83	35	0	169	36	113	51	0	200	28	77	24	0	129	671
03:45 PM	36	107	29	0	172	50	55	41	0	146	35	99	64	0	198	38	90	24	1	153	669
Total	172	424	108	0	704	229	319	183	0	731	147	425	236	0	808	140	321	107	2	570	2813
Grand Total	716	1522	432	0	2670	820	1356	811	0	2987	579	1763	981	4	3327	645	1412	452	4	2513	11497
Apprch %	26.8	57	16.2	0		27.5	45.4	27.2	0		17.4	53	29.5	0.1		25.7	56.2	18	0.2		
Total %	6.2	13.2	3.8	0	23.2	7.1	11.8	7.1	0	26	5	15.3	8.5	0	28.9	5.6	12.3	3.9	0	21.9	
Lights	715	1515	430	0	2660	817	1344	807	0	2968	578	1754	981	0	3313	643	1398	451	0	2492	11433
% Lights	99.9	99.5	99.5	0	99.6	99.6	99.1	99.5	0	99.4	99.8	99.5	100	0	99.6	99.7	99	99.8	0	99.2	99.4
Buses	0	0	0	0	0	1	6	0	0	7	0	2	0	0	2	0	7	0	0	7	16
% Buses	0	0	0	0	0	0.1	0.4	0	0	0.2	0	0.1	0	0	0.1	0	0.5	0	0	0.3	0.1
Trucks	1	7	2	0	10	2	6	4	0	12	1	7	0	0	8	2	7	1	0	10	40
% Trucks	0.1	0.5	0.5	0	0.4	0.2	0.4	0.5	0	0.4	0.2	0.4	0	0	0.2	0.3	0.5	0.2	0	0.4	0.3
Bicycles on Crosswalk	0	0	0	0	0	0	0	0	0	0	0	0	0	0	0	0	0	0	0	0	0
% Bicycles on Crosswalk	0	0	0	0	0	0	0	0	0	0	0	0	0	0	0	0	0	0	0	0	0
Pedestrians	0	0	0	0	0	0	0	0	0	0	0	0	0	4	4	0	0	0	4	4	8
% Pedestrians	0	0	0	0	0	0	0	0	0	0	0	0	0	100	0.1	0	0	0	100	0.2	0.1

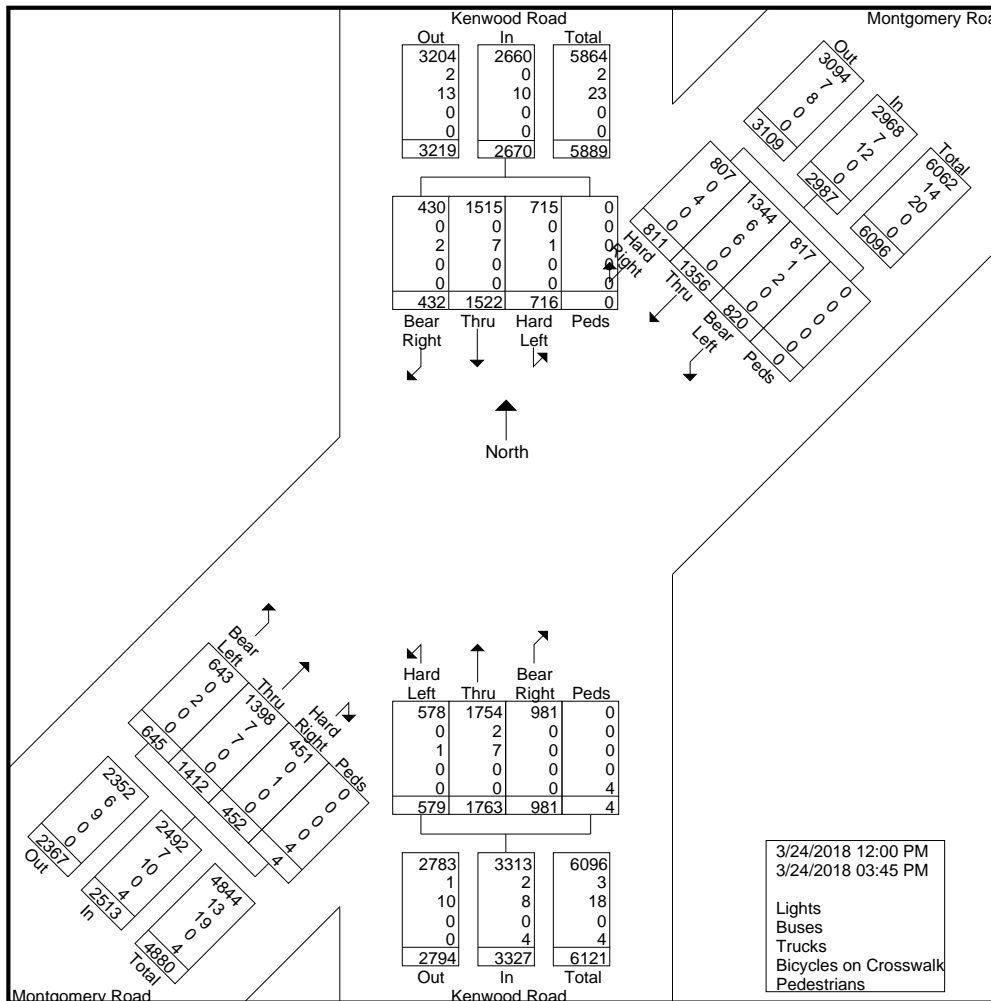
Cummins Consulting Services
 4661 Marlberry Place, Lexington, KY 40509
 swcummins@windstream.net 859.361.2589
"simplifying Data Collection since 2004"

File Name : Montgomery_at_Kenwood_506671_03-24-2018

Site Code : Site 6 - Saturday

Start Date : 3/24/2018

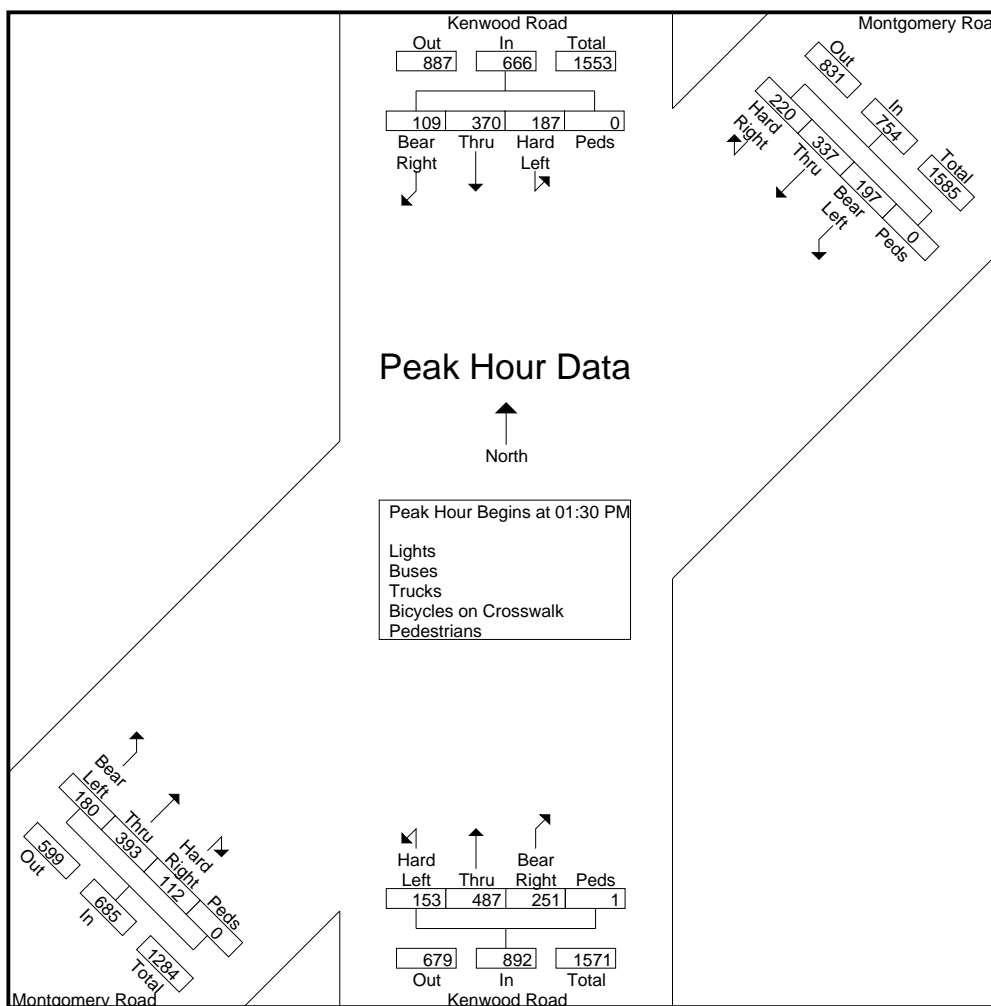
Page No : 2



Cummins Consulting Services
 4661 Marlberry Place, Lexington, KY 40509
 swcummins@windstream.net 859.361.2589
"simplifying Data Collection since 2004"

File Name : Montgomery_at_Kenwood_506671_03-24-2018
 Site Code : Site 6 - Saturday
 Start Date : 3/24/2018
 Page No : 3

Start Time	Kenwood Road From North					Montgomery Road From Northeast					Kenwood Road From South					Montgomery Road From Southwest					Int. Total
	Hard Left	Thru	Bear Right	Peds	App. Total	Bear Left	Thru	Hard Right	Peds	App. Total	Hard Left	Thru	Bear Right	Peds	App. Total	Bear Left	Thru	Hard Right	Peds	App. Total	
Peak Hour Analysis From 12:00 PM to 03:45 PM - Peak 1 of 1																					
Peak Hour for Entire Intersection Begins at 01:30 PM																					
01:30 PM	48	96	30	0	174	50	94	52	0	196	36	123	65	1	225	47	99	36	0	182	777
01:45 PM	43	91	21	0	155	43	82	59	0	184	39	121	52	0	212	50	93	24	0	167	718
02:00 PM	39	81	30	0	150	55	79	71	0	205	37	115	55	0	207	35	104	33	0	172	734
02:15 PM	57	102	28	0	187	49	82	38	0	169	41	128	79	0	248	48	97	19	0	164	768
Total Volume	187	370	109	0	666	197	337	220	0	754	153	487	251	1	892	180	393	112	0	685	2997
% App. Total	28.1	55.6	16.4	0		26.1	44.7	29.2	0		17.2	54.6	28.1	0.1		26.3	57.4	16.4	0		
PHF	.820	.907	.908	.000	.890	.895	.896	.775	.000	.920	.933	.951	.794	.250	.899	.900	.945	.778	.000	.941	.964



7. Happiness Way and Hospital Drive

Cummins Consulting Services
4661 Marlberry Place, Lexington, KY 40509
swcummins@windstream.net 859.361.2589
"simplifying Data Collection since 2004"

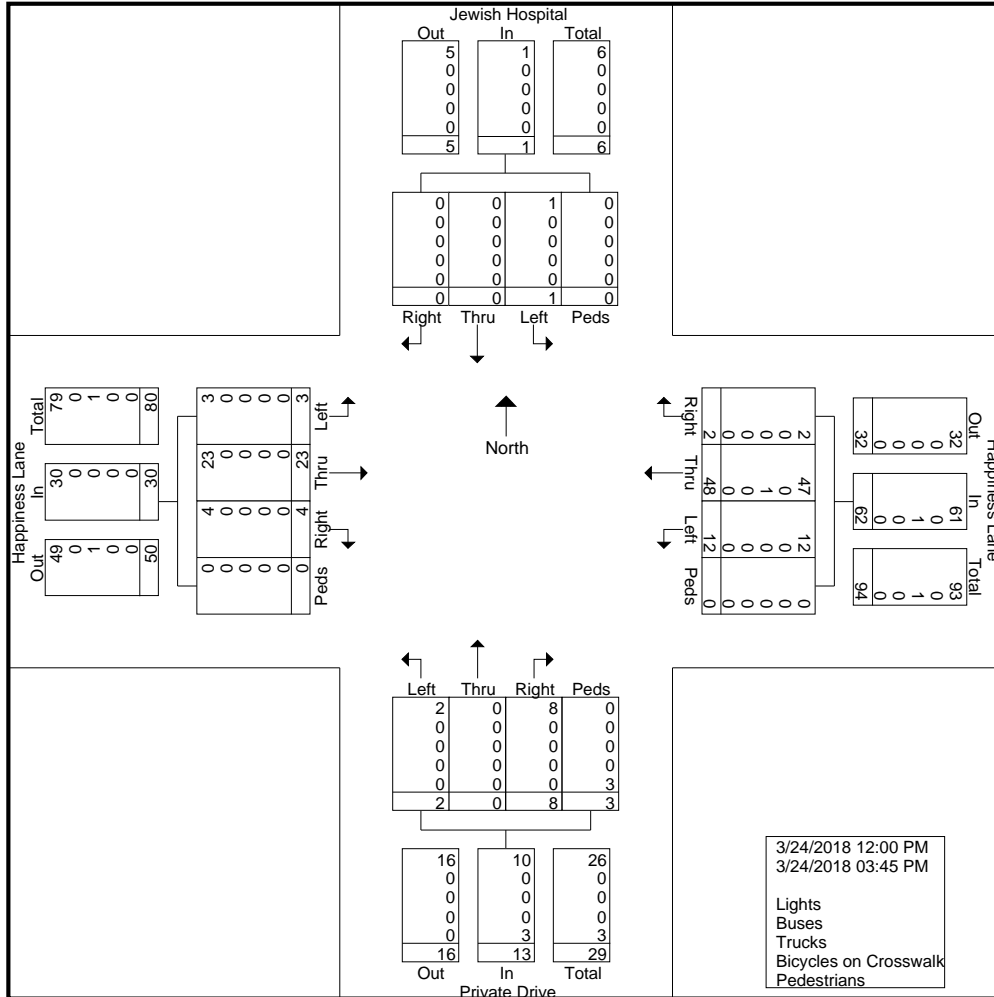
File Name : Jewish_Hospital_at_Happiness_506669_03-24-2018
 Site Code : Site 7 - Saturday
 Start Date : 3/24/2018
 Page No : 1

Light Snow - 30 Degrees

Groups Printed- Lights - Buses - Trucks - Bicycles on Crosswalk - Pedestrians

Start Time	Jewish Hospital From North					Happiness Lane From East					Private Drive From South					Happiness Lane From West					Int. Total
	Left	Thru	Right	Peds	App. Total	Left	Thru	Right	Peds	App. Total	Left	Thru	Right	Peds	App. Total	Left	Thru	Right	Peds	App. Total	
12:00 PM	0	0	0	0	0	0	2	0	0	2	0	0	1	0	1	1	1	0	0	2	5
12:15 PM	0	0	0	0	0	1	3	0	0	4	0	0	0	0	0	0	1	0	0	1	5
12:30 PM	0	0	0	0	0	0	3	0	0	3	0	0	0	0	0	0	0	0	0	0	3
12:45 PM	0	0	0	0	0	1	1	1	0	3	0	0	1	0	1	1	3	1	0	5	9
Total	0	0	0	0	0	2	9	1	0	12	0	0	2	0	2	2	5	1	0	8	22
01:00 PM	0	0	0	0	0	1	3	0	0	4	1	0	0	0	1	0	1	0	0	1	6
01:15 PM	0	0	0	0	0	1	1	0	0	2	1	0	1	0	2	0	3	0	0	3	7
01:30 PM	0	0	0	0	0	2	4	0	0	6	0	0	1	0	1	0	2	0	0	2	9
01:45 PM	0	0	0	0	0	1	6	0	0	7	0	0	1	0	1	1	1	0	0	2	10
Total	0	0	0	0	0	5	14	0	0	19	2	0	3	0	5	1	7	0	0	8	32
02:00 PM	0	0	0	0	0	0	5	0	0	5	0	0	0	0	0	0	2	1	0	3	8
02:15 PM	0	0	0	0	0	1	1	0	0	2	0	0	0	0	0	0	1	0	0	1	3
02:30 PM	0	0	0	0	0	0	4	0	0	4	0	0	0	0	0	0	1	0	0	1	5
02:45 PM	0	0	0	0	0	1	2	1	0	4	0	0	0	0	0	0	2	0	0	2	6
Total	0	0	0	0	0	2	12	1	0	15	0	0	0	0	0	0	6	1	0	7	22
03:00 PM	1	0	0	0	1	1	1	0	0	2	0	0	1	0	1	0	0	0	0	0	4
03:15 PM	0	0	0	0	0	0	4	0	0	4	0	0	1	0	1	0	0	0	0	0	5
03:30 PM	0	0	0	0	0	0	5	0	0	5	0	0	0	2	2	0	3	0	0	3	10
03:45 PM	0	0	0	0	0	2	3	0	0	5	0	0	1	1	2	0	2	2	0	4	11
Total	1	0	0	0	1	3	13	0	0	16	0	0	3	3	6	0	5	2	0	7	30
Grand Total	1	0	0	0	1	12	48	2	0	62	2	0	8	3	13	3	23	4	0	30	106
Apprch %	100	0	0	0		19.4	77.4	3.2	0		15.4	0	61.5	23.1		10	76.7	13.3	0		
Total %	0.9	0	0	0	0.9	11.3	45.3	1.9	0	58.5	1.9	0	7.5	2.8	12.3	2.8	21.7	3.8	0	28.3	
Lights	1	0	0	0	1	12	47	2	0	61	2	0	8	0	10	3	23	4	0	30	102
% Lights	100	0	0	0	100	100	97.9	100	0	98.4	100	0	100	0	76.9	100	100	100	0	100	96.2
Buses	0	0	0	0	0	0	0	0	0	0	0	0	0	0	0	0	0	0	0	0	0
% Buses	0	0	0	0	0	0	0	0	0	0	0	0	0	0	0	0	0	0	0	0	0
Trucks	0	0	0	0	0	0	1	0	0	1	0	0	0	0	0	0	0	0	0	0	1
% Trucks	0	0	0	0	0	0	2.1	0	0	1.6	0	0	0	0	0	0	0	0	0	0	0.9
Bicycles on Crosswalk	0	0	0	0	0	0	0	0	0	0	0	0	0	0	0	0	0	0	0	0	0
% Bicycles on Crosswalk	0	0	0	0	0	0	0	0	0	0	0	0	0	0	0	0	0	0	0	0	0
Pedestrians	0	0	0	0	0	0	0	0	0	0	0	0	0	3	3	0	0	0	0	0	3
% Pedestrians	0	0	0	0	0	0	0	0	0	0	0	0	0	100	23.1	0	0	0	0	0	2.8

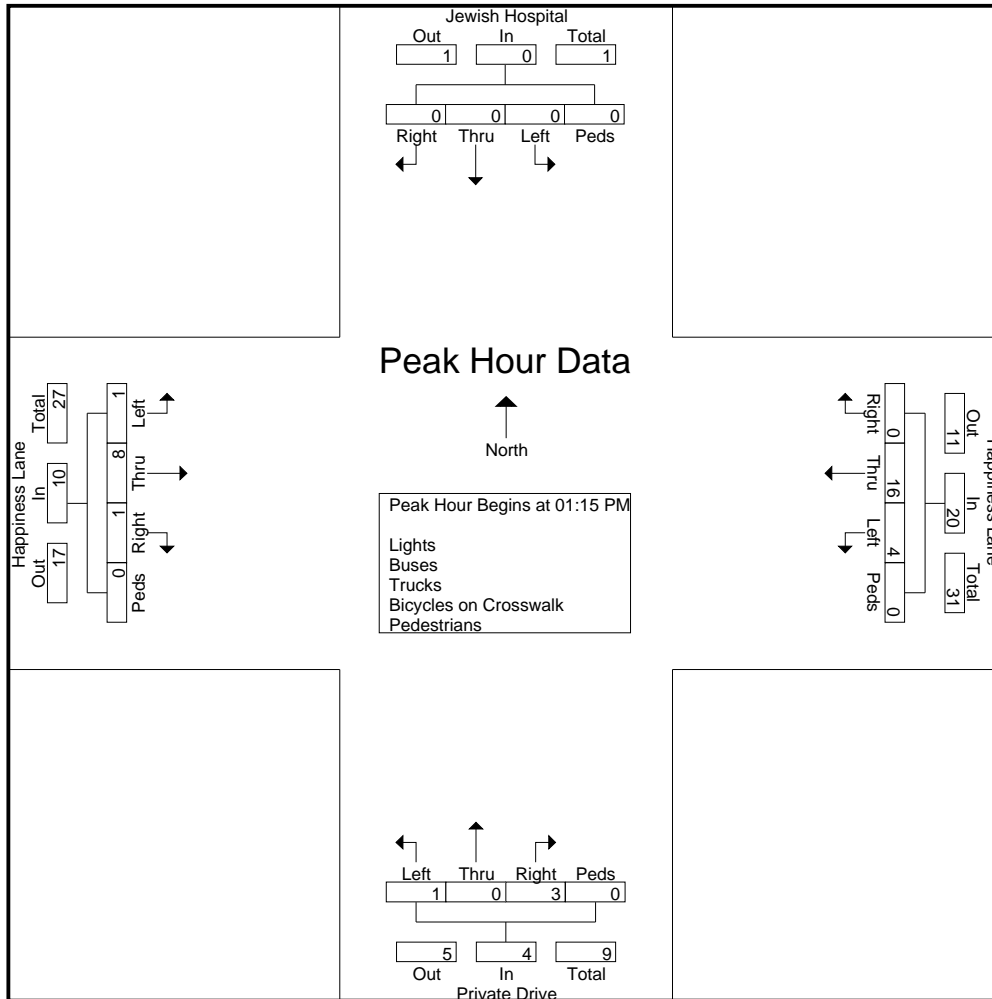
File Name : Jewish_Hospital_at_Happiness_506669_03-24-2018
 Site Code : Site 7 - Saturday
 Start Date : 3/24/2018
 Page No : 2



Cummins Consulting Services
 4661 Marlberry Place, Lexington, KY 40509
 swcummins@windstream.net 859.361.2589
 "simplifying Data Collection since 2004"

File Name : Jewish_Hospital_at_Happiness_506669_03-24-2018
 Site Code : Site 7 - Saturday
 Start Date : 3/24/2018
 Page No : 3

Start Time	Jewish Hospital From North					Happiness Lane From East					Private Drive From South					Happiness Lane From West					Int. Total	
	Left	Thru	Right	Peds	App. Total	Left	Thru	Right	Peds	App. Total	Left	Thru	Right	Peds	App. Total	Left	Thru	Right	Peds	App. Total		
Peak Hour Analysis From 12:00 PM to 03:45 PM - Peak 1 of 1																						
Peak Hour for Entire Intersection Begins at 01:15 PM																						
01:15 PM	0	0	0	0	0	1	1	0	0	2	1	0	1	0	2	0	3	0	0	3	7	
01:30 PM	0	0	0	0	0	2	4	0	0	6	0	0	1	0	1	0	2	0	0	2	9	
01:45 PM	0	0	0	0	0	1	6	0	0	7	0	0	1	0	1	1	1	0	0	2	10	
02:00 PM	0	0	0	0	0	0	5	0	0	5	0	0	0	0	0	0	2	1	0	3	8	
Total Volume	0	0	0	0	0	4	16	0	0	20	1	0	3	0	4	1	8	1	0	10	34	
% App. Total	0	0	0	0	0	20	80	0	0	25	0	75	0	25	80	10	0	10	80	10	0	34
PHF	.000	.000	.000	.000	.000	.500	.667	.000	.000	.714	.250	.000	.750	.000	.500	.250	.667	.250	.000	.833	.850	



Cummins Consulting Services
 4661 Marlberry Place, Lexington, KY 40509
 swcummins@windstream.net 859.361.2589
 "simplifying Data Collection since 2004"

Cloudy - 40 Degrees
 Schools in Session

File Name : Jewish_Hospital_Drive_at_Happiness_506667_03-22-2018
 Site Code : Site 7 - Thursday
 Start Date : 3/22/2018
 Page No : 1

Groups Printed- Lights - Buses - Trucks - Bicycles on Crosswalk - Pedestrians

Start Time	Jewish Hospital From North					Happiness Lane From East					Private Drive From South					Happiness Lane From West					Int. Total
	Left	Thru	Right	Peds	App. Total	Left	Thru	Right	Peds	App. Total	Left	Thru	Right	Peds	App. Total	Left	Thru	Right	Peds	App. Total	
07:00 AM	1	0	0	0	1	0	0	0	0	0	0	0	0	0	0	0	5	1	0	6	7
07:15 AM	2	0	0	0	2	0	0	1	0	1	1	0	0	0	1	0	4	0	0	4	8
07:30 AM	0	0	0	0	0	0	2	0	0	2	0	0	0	0	0	1	4	0	0	5	7
07:45 AM	0	0	0	0	0	0	0	2	0	2	0	0	0	2	2	1	4	0	0	5	9
Total	3	0	0	0	3	0	2	3	0	5	1	0	0	2	3	2	17	1	0	20	31
08:00 AM	0	0	0	0	0	0	2	0	0	2	0	0	0	1	1	1	1	0	0	2	5
08:15 AM	0	0	0	0	0	0	5	0	0	5	0	0	1	0	1	1	3	0	0	4	10
08:30 AM	0	0	0	0	0	0	2	0	0	2	0	0	2	0	2	0	3	0	0	3	7
08:45 AM	0	0	0	0	0	0	1	0	0	1	0	0	2	0	2	0	3	0	0	3	6
Total	0	0	0	0	0	0	10	0	0	10	0	0	5	1	6	2	10	0	0	12	28
09:00 AM	1	0	1	1	3	1	6	0	0	7	0	0	0	0	0	0	3	0	0	3	13
09:15 AM	0	0	0	0	0	0	3	1	0	4	0	0	0	0	0	1	2	0	0	3	7
09:30 AM	1	0	1	0	2	0	1	0	0	1	0	0	1	0	1	1	2	1	0	4	8
09:45 AM	1	0	0	0	1	0	4	1	0	5	0	0	0	0	0	0	10	0	0	10	16
Total	3	0	2	1	6	1	14	2	0	17	0	0	1	0	1	2	17	1	0	20	44
10:00 AM	1	0	0	0	1	0	1	0	0	1	0	0	2	0	2	0	6	0	0	6	10
10:15 AM	0	0	0	0	0	1	2	0	0	3	0	0	0	0	0	0	2	0	0	2	5
10:30 AM	0	0	0	0	0	0	2	1	0	3	1	0	0	0	1	1	1	0	0	2	6
10:45 AM	1	0	0	0	1	0	2	0	0	2	1	0	1	0	2	1	2	1	0	4	9
Total	2	0	0	0	2	1	7	1	0	9	2	0	3	0	5	2	11	1	0	14	30
11:00 AM	1	0	0	0	1	1	3	1	0	5	1	0	0	0	1	0	3	0	0	3	10
11:15 AM	3	0	0	0	3	1	2	1	0	4	0	0	0	0	0	1	0	0	0	1	8
11:30 AM	2	0	0	0	2	1	5	0	0	6	0	0	1	0	1	0	1	0	0	1	10
11:45 AM	2	0	1	0	3	1	4	0	0	5	0	0	0	0	0	0	5	0	0	5	13
Total	8	0	1	0	9	4	14	2	0	20	1	0	1	0	2	1	9	0	0	10	41
12:00 PM	1	0	0	0	1	0	4	0	0	4	0	0	1	0	1	0	2	0	0	2	8
12:15 PM	0	0	0	0	0	2	1	0	0	3	0	1	1	0	2	0	1	0	0	1	6
12:30 PM	2	0	0	0	2	0	5	2	0	7	1	0	0	0	1	0	4	0	0	4	14
12:45 PM	0	0	1	0	1	0	4	2	0	6	0	0	0	0	0	2	3	0	0	5	12
Total	3	0	1	0	4	2	14	4	0	20	1	1	2	0	4	2	10	0	0	12	40
01:00 PM	2	0	0	0	2	5	4	1	0	10	1	0	0	0	1	0	1	1	0	2	15
01:15 PM	1	0	0	0	1	2	5	0	0	7	1	0	1	0	2	1	2	1	0	4	14
01:30 PM	0	0	1	2	3	0	4	1	0	5	0	0	0	2	2	1	2	0	0	3	13
01:45 PM	1	0	0	0	1	0	1	0	0	1	1	0	1	1	3	0	4	0	0	4	9
Total	4	0	1	2	7	7	14	2	0	23	3	0	2	3	8	2	9	2	0	13	51
02:00 PM	1	0	0	0	1	0	4	0	0	4	0	0	0	0	0	0	1	0	0	1	6
02:15 PM	3	0	0	0	3	1	5	0	0	6	1	0	0	0	1	0	3	0	0	3	13
02:30 PM	3	0	3	0	6	0	2	0	0	2	0	0	0	1	1	1	2	0	0	3	12
02:45 PM	2	0	0	0	2	2	5	0	0	7	0	0	0	0	0	0	3	1	0	4	13
Total	9	0	3	0	12	3	16	0	0	19	1	0	0	1	2	1	9	1	0	11	44
03:00 PM	2	0	1	0	3	0	8	1	0	9	1	0	1	0	2	0	1	0	0	1	15
03:15 PM	4	0	0	0	4	1	7	0	0	8	0	0	0	1	1	0	1	1	0	2	15
03:30 PM	1	0	1	0	2	2	5	2	0	9	1	0	1	0	2	0	3	0	0	3	16
03:45 PM	0	0	0	0	0	1	6	0	0	7	0	0	0	0	0	0	1	0	0	1	8
Total	7	0	2	0	9	4	26	3	0	33	2	0	2	1	5	0	6	1	0	7	54
04:00 PM	7	1	1	0	9	1	4	0	0	5	0	0	0	0	0	0	3	0	0	3	17
04:15 PM	1	0	0	0	1	2	4	0	1	7	2	0	1	0	3	0	3	1	0	4	15
04:30 PM	3	0	0	2	5	0	6	0	0	6	0	0	0	1	1	0	2	1	0	3	15
04:45 PM	1	0	0	1	2	1	7	0	1	9	1	0	0	0	1	0	2	0	0	2	14
Total	12	1	1	3	17	4	21	0	2	27	3	0	1	1	5	0	10	2	0	12	61

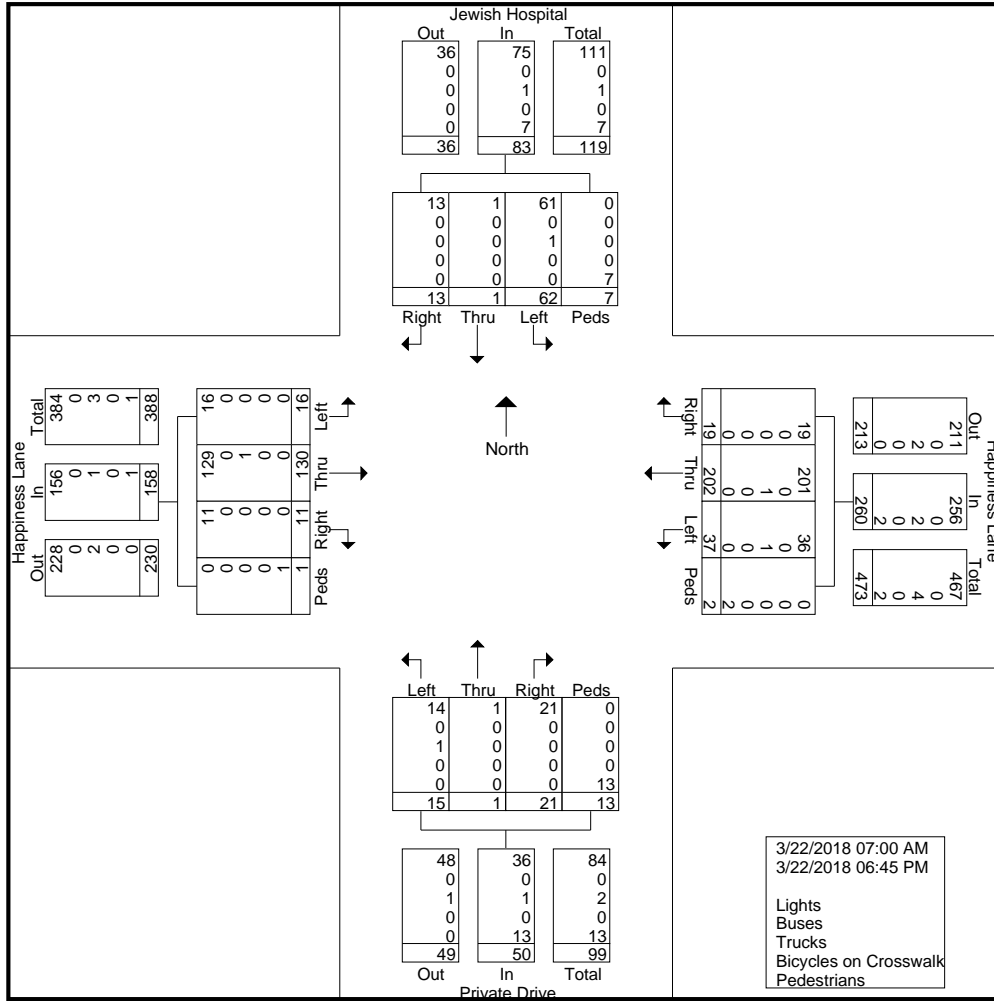
Cummins Consulting Services
4661 Marlberry Place, Lexington, KY 40509
swcummins@windstream.net 859.361.2589
"Simplifying Data Collection since 2004"

File Name : Jewish_Hospital_Drive_at_Happiness_506667_03-22-2018
 Site Code : Site 7 - Thursday
 Start Date : 3/22/2018
 Page No : 2

Groups Printed- Lights - Buses - Trucks - Bicycles on Crosswalk - Pedestrians

Start Time	Jewish Hospital From North					Happiness Lane From East					Private Drive From South					Happiness Lane From West					Int. Total
	Left	Thru	Right	Peds	App. Total	Left	Thru	Right	Peds	App. Total	Left	Thru	Right	Peds	App. Total	Left	Thru	Right	Peds	App. Total	
05:00 PM	3	0	0	0	3	1	9	0	0	10	1	0	1	0	2	0	1	1	1	3	18
05:15 PM	3	0	0	0	3	2	13	0	0	15	0	0	0	1	1	0	4	0	0	4	23
05:30 PM	0	0	1	0	1	2	10	0	0	12	0	0	0	0	0	1	0	0	0	1	14
05:45 PM	3	0	0	0	3	1	6	0	0	7	0	0	2	0	2	0	0	0	0	0	12
Total	9	0	1	0	10	6	38	0	0	44	1	0	3	1	5	1	5	1	1	8	67
06:00 PM	1	0	0	0	1	1	9	1	0	11	0	0	1	2	3	0	5	1	0	6	21
06:15 PM	0	0	1	1	2	2	7	0	0	9	0	0	0	1	1	0	6	0	0	6	18
06:30 PM	0	0	0	0	0	1	3	0	0	4	0	0	0	0	0	1	2	0	0	3	7
06:45 PM	1	0	0	0	1	1	7	1	0	9	0	0	0	0	0	0	4	0	0	4	14
Total	2	0	1	1	4	5	26	2	0	33	0	0	1	3	4	1	17	1	0	19	60
Grand Total	62	1	13	7	83	37	202	19	2	260	15	1	21	13	50	16	130	11	1	158	551
Apprch %	74.7	1.2	15.7	8.4		14.2	77.7	7.3	0.8		30	2	42	26		10.1	82.3	7	0.6		
Total %	11.3	0.2	2.4	1.3	15.1	6.7	36.7	3.4	0.4	47.2	2.7	0.2	3.8	2.4	9.1	2.9	23.6	2	0.2	28.7	
Lights	61	1	13	0	75	36	201	19	0	256	14	1	21	0	36	16	129	11	0	156	523
% Lights	98.4	100	100	0	90.4	97.3	99.5	100	0	98.5	93.3	100	100	0	72	100	99.2	100	0	98.7	94.9
Buses	0	0	0	0	0	0	0	0	0	0	0	0	0	0	0	0	0	0	0	0	0
% Buses	0	0	0	0	0	0	0	0	0	0	0	0	0	0	0	0	0	0	0	0	0
Trucks	1	0	0	0	1	1	1	0	0	2	1	0	0	0	1	0	1	0	0	1	5
% Trucks	1.6	0	0	0	1.2	2.7	0.5	0	0	0.8	6.7	0	0	0	2	0	0.8	0	0	0.6	0.9
Bicycles on Crosswalk	0	0	0	0	0	0	0	0	0	0	0	0	0	0	0	0	0	0	0	0	0
% Bicycles on Crosswalk	0	0	0	0	0	0	0	0	0	0	0	0	0	0	0	0	0	0	0	0	0
Pedestrians	0	0	0	7	7	0	0	0	2	2	0	0	0	13	13	0	0	0	1	1	23
% Pedestrians	0	0	0	100	8.4	0	0	0	100	0.8	0	0	0	100	26	0	0	0	100	0.6	4.2

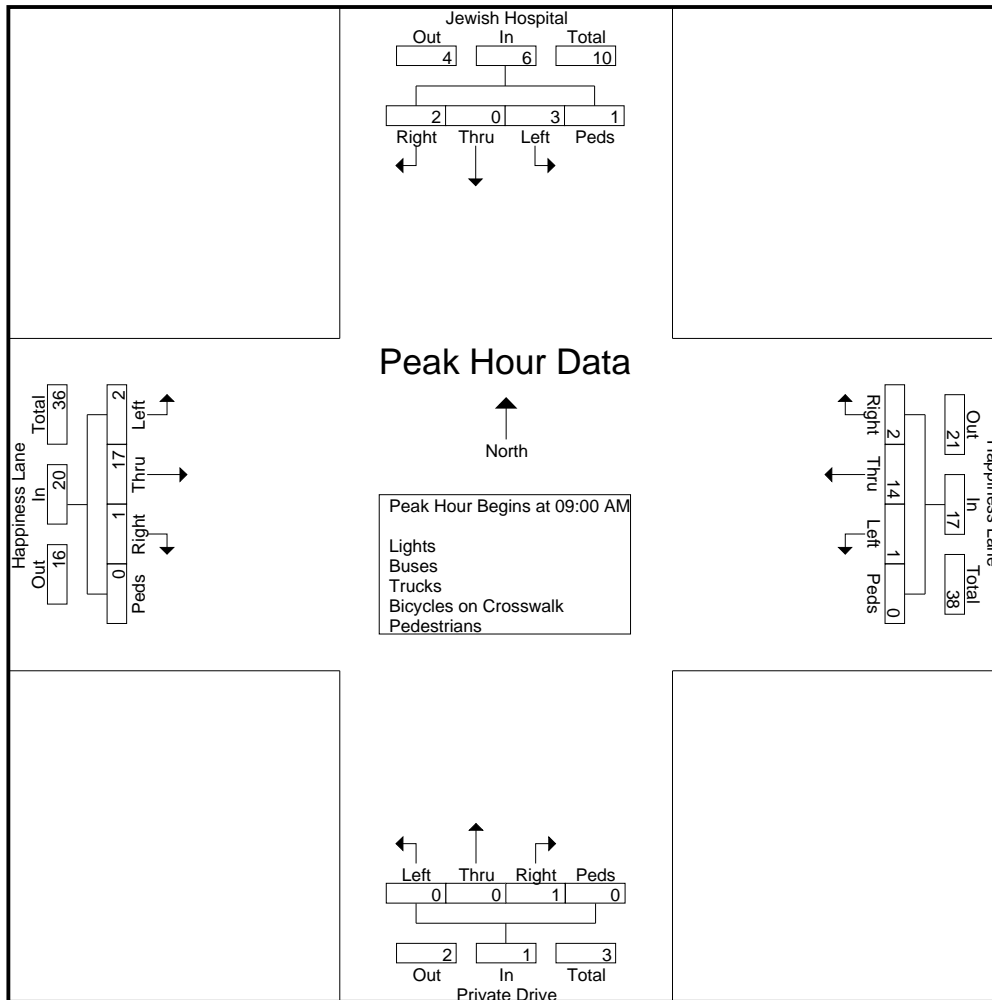
File Name : Jewish_Hospital_Drive_at_Happiness_506667_03-22-2018
 Site Code : Site 7 - Thursday
 Start Date : 3/22/2018
 Page No : 3



Cummins Consulting Services
 4661 Marlberry Place, Lexington, KY 40509
 swcummins@windstream.net 859.361.2589
 "simplifying Data Collection since 2004"

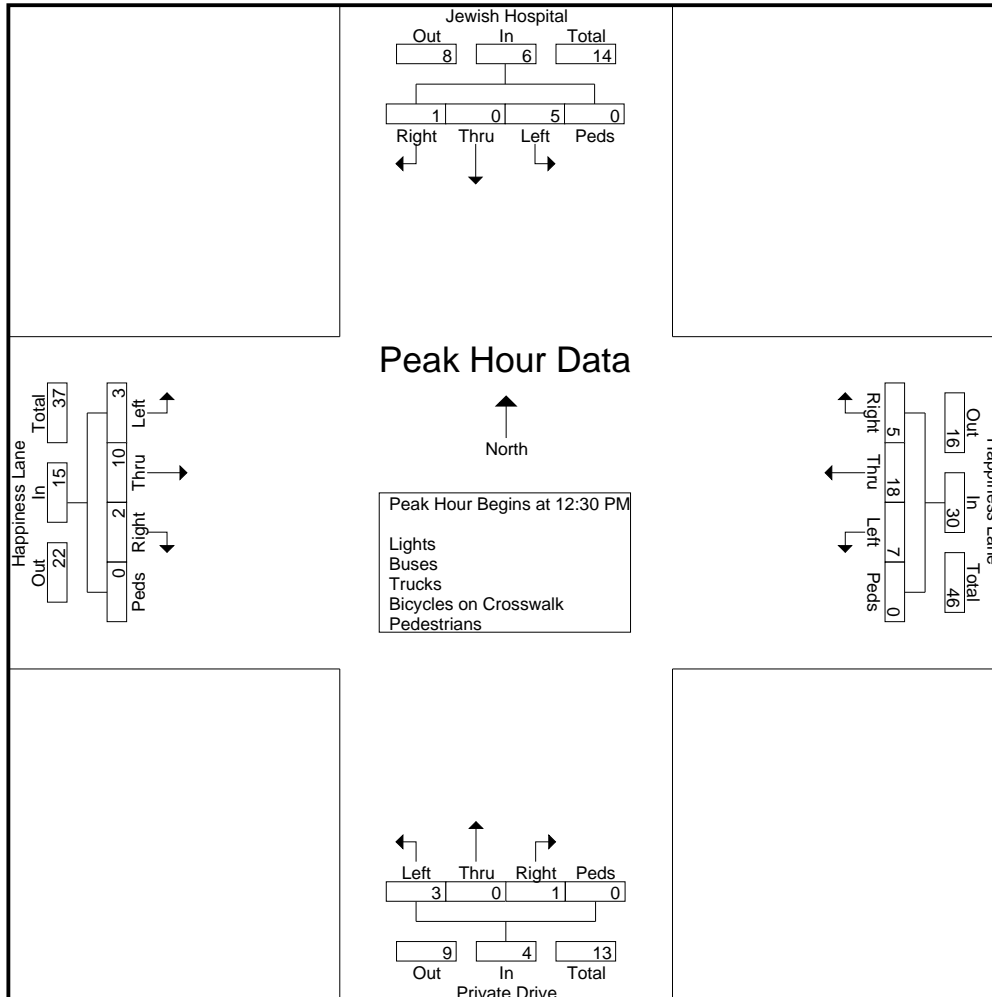
File Name : Jewish_Hospital_Drive_at_Happiness_506667_03-22-2018
 Site Code : Site 7 - Thursday
 Start Date : 3/22/2018
 Page No : 4

Start Time	Jewish Hospital From North					Happiness Lane From East					Private Drive From South					Happiness Lane From West					Int. Total
	Left	Thru	Right	Peds	App. Total	Left	Thru	Right	Peds	App. Total	Left	Thru	Right	Peds	App. Total	Left	Thru	Right	Peds	App. Total	
Peak Hour Analysis From 07:00 AM to 09:45 AM - Peak 1 of 1																					
Peak Hour for Entire Intersection Begins at 09:00 AM																					
09:00 AM	1	0	1	1	3	1	6	0	0	7	0	0	0	0	0	0	3	0	0	3	13
09:15 AM	0	0	0	0	0	0	3	1	0	4	0	0	0	0	0	1	2	0	0	3	7
09:30 AM	1	0	1	0	2	0	1	0	0	1	0	0	1	0	1	1	2	1	0	4	8
09:45 AM	1	0	0	0	1	0	4	1	0	5	0	0	0	0	0	0	10	0	0	10	16
Total Volume	3	0	2	1	6	1	14	2	0	17	0	0	1	0	1	2	17	1	0	20	44
% App. Total	50	0	33.3	16.7		5.9	82.4	11.8	0		0	0	100	0		10	85	5	0		
PHF	.750	.000	.500	.250	.500	.250	.583	.500	.000	.607	.000	.000	.250	.000	.250	.500	.425	.250	.000	.500	.688



File Name : Jewish_Hospital_Drive_at_Happiness_506667_03-22-2018
 Site Code : Site 7 - Thursday
 Start Date : 3/22/2018
 Page No : 5

Start Time	Jewish Hospital From North					Happiness Lane From East					Private Drive From South					Happiness Lane From West					Int. Total
	Left	Thru	Right	Peds	App. Total	Left	Thru	Right	Peds	App. Total	Left	Thru	Right	Peds	App. Total	Left	Thru	Right	Peds	App. Total	
Peak Hour Analysis From 10:00 AM to 01:45 PM - Peak 1 of 1																					
Peak Hour for Entire Intersection Begins at 12:30 PM																					
12:30 PM	2	0	0	0	2	0	5	2	0	7	1	0	0	0	1	0	4	0	0	4	14
12:45 PM	0	0	1	0	1	0	4	2	0	6	0	0	0	0	0	2	3	0	0	5	12
01:00 PM	2	0	0	0	2	5	4	1	0	10	1	0	0	0	1	0	1	1	0	2	15
01:15 PM	1	0	0	0	1	2	5	0	0	7	1	0	1	0	2	1	2	1	0	4	14
Total Volume	5	0	1	0	6	7	18	5	0	30	3	0	1	0	4	3	10	2	0	15	55
% App. Total	83.3	0	16.7	0		23.3	60	16.7	0		75	0	25	0		20	66.7	13.3	0		
PHF	.625	.000	.250	.000	.750	.350	.900	.625	.000	.750	.750	.000	.250	.000	.500	.375	.625	.500	.000	.750	.917



File Name : Jewish_Hospital_Drive_at_Happiness_506667_03-22-2018
 Site Code : Site 7 - Thursday
 Start Date : 3/22/2018
 Page No : 6

Start Time	Jewish Hospital From North					Happiness Lane From East					Private Drive From South					Happiness Lane From West					Int. Total
	Left	Thru	Right	Peds	App. Total	Left	Thru	Right	Peds	App. Total	Left	Thru	Right	Peds	App. Total	Left	Thru	Right	Peds	App. Total	
Peak Hour Analysis From 02:00 PM to 06:45 PM - Peak 1 of 1																					
Peak Hour for Entire Intersection Begins at 04:30 PM																					
04:30 PM	3	0	0	2	5	0	6	0	0	6	0	0	0	1	1	0	2	1	0	3	15
04:45 PM	1	0	0	1	2	1	7	0	1	9	1	0	0	0	1	0	2	0	0	2	14
05:00 PM	3	0	0	0	3	1	9	0	0	10	1	0	1	0	2	0	1	1	1	3	18
05:15 PM	3	0	0	0	3	2	13	0	0	15	0	0	0	1	1	0	4	0	0	4	23
Total Volume	10	0	0	3	13	4	35	0	1	40	2	0	1	2	5	0	9	2	1	12	70
% App. Total	76.9	0	0	23.1		10	87.5	0	2.5		40	0	20	40		0	75	16.7	8.3		
PHF	.833	.000	.000	.375	.650	.500	.673	.000	.250	.667	.500	.000	.250	.500	.625	.000	.563	.500	.250	.750	.761

